

# SOUTH WEBER CITY COUNCIL AGENDA

**PUBLIC NOTICE** is hereby given that the City Council of **SOUTH WEBER CITY**, Utah, will meet in a regular public meeting on **Tuesday, 18 April 2017** located at **1600 E. South Weber Dr.**, commencing at **5:00 p.m.**

---

## COUNCIL MEETING:

5:00 p.m. APPROVAL OF AGENDA  
DECLARATION OF CONFLICT OF INTEREST

**OPEN & PUBLIC MEETINGS ACT TRAINING;** City Attorney

5:25 p.m.

**CLOSED MEETING - as per UCA § Section 52-4-205(1)(a): discussion of the character, professional competence, or physical or mental health of an individual**

6:00 p.m.

1. **ACTIVE AGENDA:**

- a. Purchase offer for City owned property – Parcel #13-020-0054
- b. Sewer Capital Facilities Plan and Impact Fee Facilities Plan
- c. FY 2017-2018 Budget

8:00 p.m.

2. **PUBLIC COMMENT:** Please keep public comments to 3 minutes or less per person (no action to be taken)

8:15 p.m.

3. **CITY COUNCIL, PLANNING COMMISSION LIAISON, & STAFF REPORT(S) ON DESIGNATED RESPONSIBILITIES**

8:40 p.m.

4. **ADJOURN**

THE UNDERSIGNED DULY APPOINTED CITY RECORDER FOR THE MUNICIPALITY OF SOUTH WEBER CITY HEREBY CERTIFIES THAT A COPY OF THE FOREGOING NOTICE WAS MAILED, EMAILED, FAXED OR POSTED TO:

CITY OFFICE BUILDING  
CITY WEBSITE [www.southwebercity.com](http://www.southwebercity.com)

EACH MEMBER OF THE GOVERNING BODY  
THOSE LISTED ON THE AGENDA

UTAH PUBLIC NOTICE WEBSITE [www.pmn.utah.gov](http://www.pmn.utah.gov)

**DATE: April 13, 2017**

**CITY RECORDER: Elyse Greiner**

IN COMPLIANCE WITH THE AMERICANS WITH DISABILITIES ACT, INDIVIDUALS NEEDING SPECIAL ACCOMMODATIONS DURING THIS MEETING SHOULD NOTIFY SOUTH WEBER CITY, 1600 EAST SOUTH WEBER DRIVE, SOUTH WEBER, UTAH 84405 (801-479-3177)

\*Agenda times are approximate and may be moved in order, sequence and time to meet the needs of the Council\*

# Open and Public Meetings Act Training



# Training Outline


1. Training Requirement
2. Public Policy
3. General Rule
4. Definitions
5. Notice Requirements
6. Minutes of Open Meetings
7. Closing a Meeting
8. Record of Closed Meetings
9. Emergency Meetings
10. Disruptive Behavior
11. Litigation and Enforcement



# Training Requirement

## §52-4-104

The presiding officer of each public body is responsible to ensure that all members of the public body are provided with annual training on the Open and Public Meetings Act.





# Public Policy

§52-4-102

- Public bodies exist to aid in the conduct of the people's business.
- Their actions and deliberations should be taken and conducted openly.



# General Rule

## §52-4-201(1)

Every meeting is open to the public unless closed under Sections 52-4-204, 52-4-205, and 52-4-206.



# Definitions

§52-4-103(4)

- “Meeting” means the convening of a *public body*, with a *quorum* present, whether in person or by means of electronic communications, for the purpose of discussing, receiving comments from the public concerning, or acting upon a matter over which the public body has jurisdiction or advisory power.
- Includes a workshop or executive session of a public body.
- Does not mean a chance or social meeting.



# Definitions

§52-4-103(7)

“Public body” means any administrative, advisory, executive, or legislative body of the state or its political subdivisions that:

1. is created by the Utah Constitution, a statute, rule, ordinance, or resolution;
2. consists of two or more persons;
3. expends, disburses or is supported in whole or part by tax revenue; and
4. is vested with the authority to make decisions regarding the public’s business.

# Definitions

§52-4-103(9)

“Quorum” means a simple majority (greater than half) of the membership of a public body, unless otherwise defined by applicable law.



# Notice Requirements

## §52-4-202(1)-(3)

- Annual public notice of the date, time, and place of regularly scheduled board meetings.
- At least 24 hour public notice of the agenda, date, time and place of each of its meetings.
- The 24 hour public notice is satisfied by:

1. posting a notice:
  - (a) on the front door of the office; and
  - (b) either:
    - (i) online at the Utah Public Notice Website (§ 63F-1-701); or
    - (ii) by providing notice to at least one newspaper of general circulation or to a local media correspondent by means other than the Notice Website.



# Agenda Requirements

§52-4-202(6)

- A public notice that is required to include an agenda must be specific enough to notify the public as to the topics to be considered at a meeting.
- Except for emergency meetings, a public body may not raise and consider a topic that is not listed under a properly noticed agenda.
- However, a topic not included on an agenda *that is raised by the public* during an open meeting may be discussed but no final action may be taken at that meeting.

# Minutes & Recordings of Open Meetings - §52-4-203

- Except for site visits and field tours in which no vote or action is taken, written minutes and recordings must be kept of all open meetings.
- The minutes and recordings are public records, but minutes are the official record of action taken.
- Anyone in attendance can make their own recording unless it interferes with the conduct of the meeting.





# Minutes and Recordings of Open Meetings - §52-4-203(2)

Written minutes and recordings must include:

- a. the date, time and place of the meeting;
- b. the names of members present and absent;
- c. the substance of all matters proposed, discussed, or decided;
- d. a record, by individual member, of votes taken;
- e. the name of each person who is not a member who provided testimony;
- f. the substance of any testimony or comments by the public; and
- g. any other information any member requests to be entered.

# Minutes and Recordings of Open Meetings - §52-4-203(4)

Written minutes and recordings of an open and public meeting are public records as follows:

- a. Written minutes that have been prepared in a form awaiting only formal approval by the public body are a public record.
- b. Written minutes shall be made available to the public within a reasonable time after the end of the meeting.
- c. Written minutes made available to the public before they have been adopted by the public body shall be marked “awaiting formal approval” or “unapproved” or some similar notice that they have not been formally approved.

# Minutes and Recordings of Open Meetings - §52-4-203(4)

Written minutes and recordings of an open and public meeting are public records as follows (continued):

- d. Public bodies are required to establish and implement procedures for the public body's approval of the written minutes of each meeting.
- e. Written minutes are the official record of action taken at the meeting.
- f. A recording of an open meeting shall be available to the public for listening **within three business days** after the end of the meeting.
- g. Written minutes or recordings of an open meeting have a permanent retention schedule and need to be stored in/converted to a format that will allow long-term preservation.

# Closing a Meeting

§52-4-204

Closed meetings are never required, but may be held provided:

- a. a quorum is present;
- b. two-thirds of the members in a properly noticed open meeting vote to close the meeting;
- c. the only matters discussed in the closed meeting are those permitted in Section 52-4-205; and
- d. no ordinance, resolution, rule regulation, contract or appointment is approved in the closed meeting.



**NO ADMITTANCE**

# Closing a Meeting

§52-4-204(4)

The following must be publicly announced and entered on the minutes the open meeting:

- the reason or reasons for holding a closed meeting;
- the location where the closed meeting will be held; and
- the vote by name, of each member of the public body, either for or against the motion to hold a closed meeting.



NO ADMITTANCE

# Closing a Meeting

§52-4-205

The purposes for closing a meeting are limited to:

- discussion of the character, professional competence, or physical or mental health of an individual (excepting a person submitted for consideration to fill a midterm vacancy or temporary absence of an elected office);
- strategy sessions discussing:
  - pending or reasonably imminent litigation;
  - collective bargaining;
  - the purchase, exchange, or lease of real property if discussion would disclose property value or prevent the best possible transaction for the public body;...



NO ADMITTANCE

# Closing a Meeting

§52-4-205

## Allowed closed meeting purposes (cont'd):

- strategy sessions discussing:
  - the sale of real property if;
    - discussion would disclose property value or prevent the best possible transaction for the public body;
    - previous notice that such property will be offered for sale has already been given; and
    - the terms of the sale are publicly disclosed before sale approval;
- deployment of security personnel, devices, or systems; and
- investigative proceedings regarding allegations of criminal misconduct.



NO ADMITTANCE

# Record of Closed Meetings

## §52-4-206(1) & (2)

- Except where a sworn statement is required, a recording of the closed meeting is required and detailed written minutes may be kept.
- Recordings must be a complete and unedited record from commencement through adjournment of the closed meeting.





# Record of Closed Meetings

§52-4-206(3)

The recording and any minutes of a closed meeting must contain:

- the date, time, and place of the meeting;
- the names of members present and absent; and
- the names of all others present except where the disclosure would infringe on the confidentiality necessary to fulfill the original purpose of closing the meeting.

# Record of Closed Meetings


## Sworn Statements - §52-4-206(6)

- Instead of a recording, a sworn statement is required from the person presiding at a meeting if a public body closes a meeting exclusively for the purpose of:
  - discussing character, professional competence, or physical or mental health of an individual; or
  - discussing the deployment of security personnel, devices, or systems.

# Emergency Meetings

§52-4-202(5)

- When, due to unforeseen circumstances, it is necessary for a public body to hold an emergency meeting to discuss matters of an emergency or urgent nature, the notice requirements may be disregarded and the best notice practicable given (to include time, place, and topics to be considered).
- Before such a meeting is held an attempt must be made to notify all of its members and a majority must vote in favor of holding such a meeting.



# Electronic Meetings

§52-4-207(2)

A public body may not hold an electronic meeting unless it has adopted a resolution, rule, or ordinance governing the use of electronic meetings. Commerce R151-1-2 provides:



- Such meetings are permitted but may be limited based on budget, public policy, or logistical considerations.
- A director or designee may establish such meetings on his or her own initiative or acting upon a timely request (at least 3 business days prior) from a board member.
- A quorum of a public body is not required to be present at a single anchor location.
- Any number of separate connections are permitted unless limited based upon available equipment, etc..

# Electronic Meetings

§52-4-207(3)

A public body convening or conducting an electronic meeting must:

- give public notice under Section 52-4-202;
- post written notice at the anchor location(s);
- provide at least 24-hour notice to the public body, including how members will be connected, so members may participate in and be counted as present for all purposes;
- establish one or more anchor locations, at least one of which must be in the normal meeting location, and provide space and facilities so that interested persons and the public can attend, monitor, and participate; and
- provide space and facilities at the anchor location so interested persons and the public can attend, monitor and participate.

# Definitions

§52-4-103

- “Electronic meeting” means a public meeting convened or conducted by means of a conference using electronic communications.
- “Anchor location” means the physical location from which an electronic meeting originates or the participants are connected.
- “Participate” means the ability to communicate with all of the members of a public body, either verbally or electronically, so that each member of the public body can hear or observe the communication.

# Disruptive Behavior at a Meeting

§52-4-301



- A public body may remove any person who willfully disrupts a meeting to the extent that orderly conduct is seriously compromised.
- Such a removal does not constitute closing the meeting.

# Voiding a Public Meeting

§52-4-302

- Final action in a meeting held in violation of the requirements for open, emergency, and electronic meetings is voidable in court.
- Lawsuits to void issuance of bonds, notes or other debt evidences must be filed within 30 days after the date of the action. All other suits to void action must be filed within 90 days.





# Criminal Penalty for Improperly Maintaining Records - §63A-12-105

Intentionally mutilating, destroying, or otherwise damaging or disposing of the record-copy of a record knowing it is in violation of the laws governing retention of the record is a class B misdemeanor, and the employee involved may be suspended or discharged from employment.



# Enforcement of Open and Public Meetings Act - §52-4-303

- The attorney general and county attorneys are responsible for enforcement of the Open and Public Meetings Act.
- The attorney general is required on a least a yearly basis to provide notice to all public bodies of any material changes to the Open and Public Meetings Act.
- A person denied any right under the Act may bring suit to compel compliance with or enjoin violations or determine the applicability of the Act, and may be awarded attorney fees and court costs if successful.


# Action Challenging Closed Meeting

## §52-4-304

- In a lawsuit brought to challenge the legality of a closed meeting a court is required to review the recording or written minutes of the closed meeting in camera, and decide the legality of the closed meeting.
- If the court determines that the public body did not violate the Act regarding closed meetings, it must dismiss the case without disclosing or revealing the information from the recording or minutes of the closed meeting.
- If the court determines the public body did violate the Act regarding closed meetings, it must publicly disclose or reveal from the recording or minutes all information about the portion of the meeting that was illegally closed.

# Criminal Penalty for Closed Meeting Violation - §52-4-305

A knowing or intentional violation or aiding or advising in the violation of the closed meeting provisions of the Open and Public Meetings Act is a class B misdemeanor.



# Reasonable Accommodations

- Although not addressed in the Open & Public Meetings Act, the Americans with Disabilities Act 42 U.S.C. 12101 et seq., provides persons with a disability the right to request a reasonable accommodation
- Be sensitive in dealing with reasonable accommodation requests – this may require such things as providing TTY service for a person who is deaf or hard of hearing when conducting an electronic meeting when proper notice of the reasonable accommodation request has been given in order to allow him/her to “participate.”


Questions?

South Weber City Corporation

# Sanitary Sewer Capital Facilities Plan and Impact Fee Facilities Plan



**April 2017**




Prepared by  
**JONES & ASSOCIATES**  
Consulting Engineers



SANITARY SEWER  
CAPITAL FACILITIES PLAN AND  
IMPACT FEE FACILITIES PLAN

for

SOUTH WEBER CITY



April 7, 2017

Prepared by

JONES & ASSOCIATES  
Consulting Engineers

1716 East 5600 South  
South Ogden, Utah 84403  
801-476-9767



**TABLE OF CONTENTS**

1.0	EXECUTIVE SUMMARY .....	1
2.0	INTRODUCTION .....	2
2.1	Background .....	2
2.2	Service Area and Land Use .....	2
2.3	System Overview .....	2
3.0	ERU AND POPULATION ESTIMATES .....	4
3.1	Introduction .....	4
3.2	Population and Growth Estimates, and ERUs .....	4
4.0	ANALYSIS INFORMATION .....	7
4.1	Analysis Background and Data .....	7
4.2	Flows Used in Analysis .....	7
4.3	Peaking Factors and Time Patterns .....	8
4.4	Considerations for Sewer Modeled Data .....	11
5.0	EXISTING COLLECTION SYSTEM .....	12
5.1	Existing System Model and Analysis .....	12
5.2	Existing System Deficiencies and Recommendations .....	12
6.0	FUTURE COLLECTION SYSTEM .....	14
6.1	Future System Model and Analysis .....	14
6.2	Future System Capacity Needs and Recommendations .....	14
7.0	CAPITAL FACILITIES PLAN .....	15
7.1	Summary and Recommendations .....	15
7.2	Projects .....	15
8.0	IMPACT FEE FACILITIES PLAN .....	17
8.1	Introduction .....	17
8.2	Growth Projections .....	17
8.3	Service Area .....	17
8.4	Level of Service .....	18
8.5	Excess Capacity .....	18
8.6	Future Development Needs .....	19
8.6	Certification .....	19
	Works Cited .....	20

## LIST OF TABLES AND FIGURES

Table 1.1 – Projects Cost Summary

Table 2.1 – Sanitary Sewer Collection System Summary

Table 3.1 –Population Data

Figure 3.2 –Population and Growth

Table 3.3 – Population and ERU Projections

Table 4.1 – Residential Time Pattern

Table 4.2 – Commercial Time Pattern

Figure 4.1 – Residential Time Pattern

Figure 4.2 – Commercial/Industrial Time Pattern

Table 7.1 – Estimated Capital Improvement Projects Construction Dates

Table 7.2 – Summary of Capital Improvement Projects

Table 8.1 – Population and ERU Projections (IFFP)

Table 8.2 – IFFP Project

## LIST OF EXHIBITS

- 1 Sanitary Sewer Collection System
- 2 General Land Use and Boundaries
- 3 Developable Ground and ERUs
- 4 Model Exhibit – Existing Conditions
- 5 Model Exhibit – Future Conditions
- 6 Projects Map

## LIST OF APPENDICES

- A Existing Model Output – Select Data
- B Future Model Output – Select Data
- C Projects Cost Estimates

## LIST OF ACRONYMS

CFP	Capital Facilities Plan
CWSID	Central Weber Sewer Improvement District
DWQ	Division of Water Quality
d/D	(flow) depth to (pipe) Diameter ratio
ERU	Equivalent Residential Unit
GIS	Geographic Information System
gpcpd	gallons per capita per day
gpd	gallons per day
gpm	gallons per minute
IFA	Impact Fee Analysis
IFFP	Impact Fee Facilities Plan
SSA	(Autodesk®) Storm and Sanitary Analysis
UAC	Utah Administrative Code
UDEQ	Utah Department of Environmental Quality

## 1.0 EXECUTIVE SUMMARY

South Weber City's sanitary sewer collection system was analyzed for compliance with State regulations. A model of the existing system was created to analyze current conditions and identify deficiencies. Then, estimated future flows were added based on the City's future land use map to identify where deficiencies will occur with development.

Currently, based on the model, the sewer system is deficient in two (2) areas: on Canyon Drive between 1200 East and 1375 East, and on 1900 East between South Weber Drive and approximately 7550 South. Three (3) other areas are expected to become deficient as development occurs.

Costs of projects needed to correct existing problems are used in the calculation of user rates. Costs of projects needed to accommodate future development are used in the calculation of impact fees. A full list of recommended projects is found in Section 7 of this report.

Table 1.1 below gives the total costs associated with these projects. A cost breakdown for each of the five (5) projects can be found in Appendix C.

**Table 1.1 – Projects Cost Summary**

Estimated Total Cost	Cost Breakdown	
	Existing Deficiency	Future Development
<b>\$4,284,052</b>	<b>\$1,232,920</b>	<b>\$3,051,132</b>

## 2.0 INTRODUCTION

### 2.1 Background

The Utah Code 11-36a, Impact Fees Act requires jurisdictions, which desire to charge impact fees, to adopt an Impact Fee Facilities Plan (IFFP) and Impact Fee Analysis (IFA). The IFFP and IFA must serve as a basis for justification of any impact fees currently in place or to be imposed in the future. Therefore, South Weber City requested that Jones and Associates Consulting Engineers develop a Capital Facilities Plan (CFP) and Impact Fee Facilities Plan for the City's sanitary sewer collection system, in preparation for an IFA based upon the findings of the plan.

Since that time, Jones and Associates has met with South Weber City to discuss details of the existing and proposed sanitary sewer system in order to analyze existing functionality and plan for future expansion.

### 2.2 Service Area and Land Use

South Weber City is located in northeast Davis County at the mouth of Weber Canyon. It is bounded by the Weber River on the north and Layton City on the south. Highway 89 and Interstate 84 are the two major transportation corridors that pass through the City. Land use is primarily residential with some agriculture and commercial uses. The City's vision for future land use remains primarily residential; however, the City would like to include a higher percentage of commercial development than they have had in the past.

The City provides sanitary sewer collection service within the current city boundaries and will eventually serve the areas identified for future annexation. Future needs have been estimated based on currently planned land use classifications. It is understood that the service boundary or the proposed land use densities may change depending upon development. Changes in land use and annexation areas may require periodic adjustments to this plan and the recommended sanitary sewer capital facilities projects.

### 2.3 System Overview

South Weber City converted from septic systems to a sanitary sewer collection system in the early 1990s. Compared to other cities' collection systems, South Weber's system is relatively young.

The sanitary sewer system generally flows from the southeast to the northwest via collection lines and larger interceptor or trunk lines. All of the City's wastewater eventually flows into Central Weber Sewer Improvement District's (CWSID) trunk line which crosses I-84 from Uintah City near the Posse Grounds, follows 6650 S to 475 E, then continues northwestwardly, generally following I-84. The City operates one lift station located on Cottonwood Drive. This lift station collects the wastewater from the residents on that street, and then lifts the sewage into the CWSID trunk line. A schematic of the sewer system can be found in Exhibit 1.

The following table is a summary of the collection system's components and ownership:

**Table 2.1 – Sanitary Sewer Collection System Summary**

Component	Size	Quantity (miles)	Jurisdiction
Pipe	8-inch	30.1	South Weber City
Pipe	10-inch	2.1	South Weber City
Pipe	12-inch	0.8	South Weber City
Pipe	15-inch	1.4	South Weber City
Pipe	18-inch	0.25	South Weber City
Pipe	21-inch	0.5	South Weber City
Pipe	21-inch	0.2	CWSID
Pipe	30-inch	2.2	CWSID
Manhole	4-ft & 5-ft diameter	829	South Weber City
Manhole	5-ft diameter	25	CWSID
Lift Station	n/a	1	South Weber City

The City's wastewater is treated at the Central Weber Sewer Improvement District wastewater treatment plant. CWSID charges a fee to the communities whose wastewater is treated at their facility. CWSID also charges a sanitary sewer impact fee which is separate from the impact fee charged by the City. **CWSID's impact fee is not included in this report.**

### 3.0 ERU AND POPULATION ESTIMATES

#### 3.1 Introduction

All master planning requires actual counts for current connections or ERUs and estimates for future population and ERUs. An ERU, otherwise known as an Equivalent Residential Unit, is the discharge into the system that is equivalent to one (1) single family residential unit. The US Census reports the average household size in South Weber to be 3.54 persons<sup>1</sup>; therefore, it was determined that:

$$1 \text{ ERU} = 3.54 \text{ persons.}$$

Large sewer system users may be the equivalent of many ERUs. The Weber Basin Job Corps, for example, was assumed to have 100 residents (actual data was unable to be obtained). At 3.54 persons/ERU, it can be concluded that the Job Corps is the equivalent of 28 ERUs:

$$100 \text{ persons} \div \frac{3.54 \text{ persons}}{\text{ERU}} \approx 28 \text{ ERUs}$$

#### 3.2 Population and Growth Estimates, and ERUs

The growth rate in South Weber City since 1880 has been very sporadic, bouncing between growth and decline. However, starting around 1960, the growth rate remained positive and started to create a trend.

*Table 3.1 –Population Data*

Year	Population <sup>1</sup>	Annual Growth Rate
1960	382	5.66%
1970	1,073	18.09%
1980	1,575	4.68%
1990	2,863	8.18%
2000	4,260	4.88%
2010	6,051	4.20%

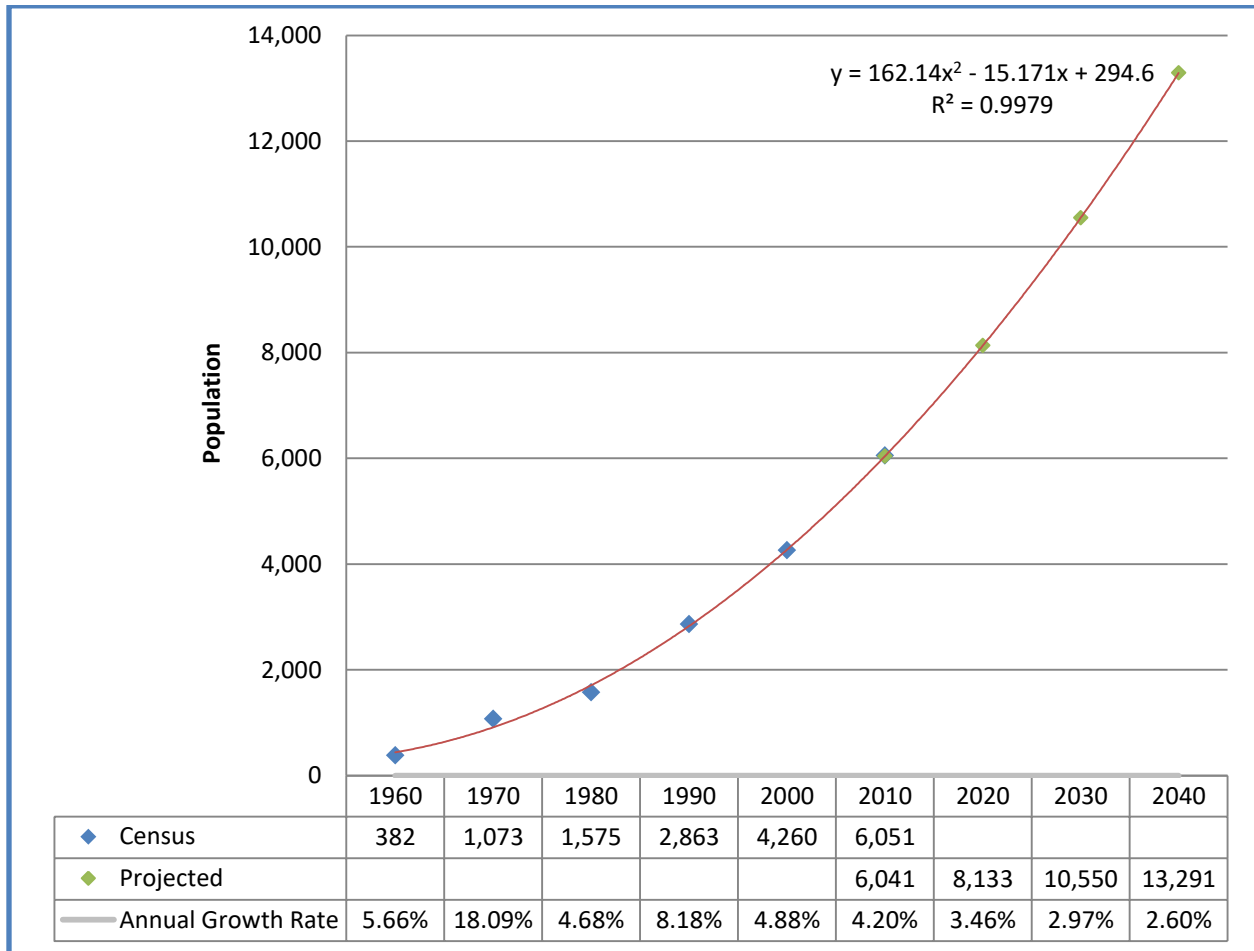
The above data were plotted, and a trendline was best fitted to the data. The equation of the trendline was determined to be:

$$y = 162.14x^2 - 15.171x + 294.6$$

The R<sup>2</sup> value of a trendline represents how close the equation fits the data, with a value of 1.000 representing a perfect fit. This equation has an associated R<sup>2</sup> value of 0.9979; therefore, this trendline is a very good fit.

<sup>1</sup> US Census Bureau website, accessed February 9, 2017.

**Figure 3.2 –Population and Growth**



Using this trendline equation, population projections were calculated. These projections are shown above.

The 2014 South Weber City General Plan estimates a build-out population of about 12,662. Based on the population projections shown above, this build-out condition should occur around 2037. The General Plan also estimates that 3,620 residential dwelling units will occupy South Weber City at build-out. This equates to approximately 3.5 persons/unit, which is consistent with the results of the 2010 Census.

The number of non-residential customers will vary greatly and is difficult to estimate; therefore, assumptions were made in order to estimate the projected ERU values. Metered water usage data analyzed between 2013 and 2015 showed that non-residential water usage equated to approximately 302 ERUs. 226 of these ERUs are attributed to the Parsons gravel pit, which uses water for dust control. Deleting Parsons, as that water is not discharged to the sanitary sewer system, 76 ERUs are estimated for non-residential use in 2015.



Table 3.3 below summarizes the population and ERU projections through build-out. For the purposes of this study, the Equivalent Residential Unit (ERU) growth, both residential and non-residential, was projected at the same growth rate as the population.

***Table 3.3 – Population and ERU Projections***

Year	Population Projection	Projected Residential ERUs	Projected Non-Residential ERUs	Projected Total ERUs
2015	7,046	2,013	76	2,089
2020	8,133	2,323	88	2,411
2025	9,301	2,657	100	2,757
2030	10,550	3,014	114	3,128
2035	11,880	3,394	128	3,522
2038 (build-out)	12,717	3,633	137	3,770

Overall, it is estimated that the City will reach build-out in about 20 years and **add approximately 1,681 ERUs** to the existing homes and currently platted lots. Due to changes in the economy and growth rate, it is recommended that this plan be reviewed approximately every five (5) years.

## 4.0 ANALYSIS INFORMATION

### 4.1 Analysis Background and Data

Jones and Associates keeps and maintains a Geographic Information System (GIS) database for South Weber City. New infrastructure is added to the database after surveying new features that are constructed. This up-to-date database is useful to City personnel when locations of infrastructure are needed, and to engineers when performing studies and designing projects.

Autodesk® Storm and Sanitary Analysis 2016 was used to model the existing system. Data for the model came from the existing GIS database consisting of the majority of the manhole locations and pipe sizes, many of the manhole rim elevations, and some pipe flowline elevations. Where manhole elevations were unknown, Google Earth© was used to estimate the elevation. Manholes were assumed to be 10-ft deep when the actual depths or pipe flowlines elevations were unknown. Where it became critical to model more precisely, survey shots and depths were taken to obtain accurate rim and flowline elevations.

ERUs contributing to the sewer system were estimated based on counts of homes and businesses using the most current aerial photography.

Four modeling scenarios were developed and evaluated for the capital facilities plan:

1. **Existing** – This model of the existing sewer collection system was used to identify deficiencies in the collection system under current conditions.
2. **Existing Corrected** – This model contained corrections to the existing system, and was used to establish a baseline for future conditions
3. **Future** – Adding the future ERU flows to the Existing Corrected model identified where capacity problems will occur based on future development.
4. **Future Corrected** – The Future Corrected model contained corrections to the Future model and was used to verify that the proposed projects will adequately address the future needs of the City.

### 4.2 Flows Used in Analysis

The Utah Administrative Rule R317-3-2 Sewers states:

1. *Per Capita Flow: New sewer systems shall be designed on the basis of an annual average daily rate of flow of 100 gallons per capita per day [gpcpd](0.38 cubic meter per capita per day) unless there are data to indicate otherwise. The per capita rate of flow includes an allowance for infiltration/inflow. The per capita rate of flow may be higher than 100 gallons per day (0.38 cubic meter per day) if there is a probability of large amounts of infiltration/inflow entering the system.*

As stated in Section 3.1, an average of 3.54 persons per ERU was used for purposes of this study. From the rule quoted above, the annual average daily flowrate is then **354 gallons per ERU per day**.

“Infiltration is groundwater entering a sanitary sewer system through joints, porous walls, and cracks. Inflow is extraneous flow that enters a sanitary sewer from sources other than infiltration such as connections from roof [downspouts], basement drains, land drains, and manholes covers. Inflow typically results directly from rainfall or irrigation runoff.” (ASCE/WEF, 2007)

### 4.3 Peaking Factors and Time Patterns

The Utah Administrative Rule R317-3-2 goes on to state:

#### 2. Design Flow

- a. *Laterals and collector sewers shall be designed for 400 gallons per capita per day (1.51 cubic meters per capita per day).*
- b. *Interceptors and outfall sewers shall be designed for 250 gallons per capita per day (0.95 cubic meter per capita per day), or rates of flow established from an approved infiltration/inflow study.*

Since the rules state that the average flow is 100 gpcpd, and the design flow is 400 gpcpd, then it can be concluded that lateral and collector sewer lines should be designed with a peaking factor of 4, while interceptor and outfall sewer lines, at 250 gpcpd, should be designed with a peaking factor of 2.5.

While the rules do not specify how to classify a lateral, collector, interceptor (a.k.a. trunk line), or outfall line, it is generally accepted that a lateral is the service line from the dwelling, the lateral connects into collector lines, and collector lines come together to interceptors. “Outfall” is generally used to describe the discharge from a wastewater treatment plant; however, in South Weber’s case, the outfall is where the City’s interceptor(s) discharge into CWSID’s line.

Although unusual, extraordinary flows do occasionally occur, such as the “Super Bowl® Sunday half-time flush” and on holidays such as Christmas and Thanksgiving. It was assumed that any unaccounted-for extraordinary flow events could be accommodated by the reserve pipe capacity provided by the recommended maximum ratio of flow depth to pipe diameter or d/D. The recommended d/D for pipe less than 15-inch is 0.5 and the recommended d/D for pipes 15-inch and greater is 0.7 (ASCE/WEF, 2007). A depth-to-diameter ratio of 0.7 is the equivalent of approximately 82% of flow capacity.

A dynamic model was used for this plan; therefore, time patterns were developed and applied to the flows as described below.

Studies have found that typical residential water use and hence wastewater discharge have the greatest peak around 7:00 a.m. and a lesser peak at 7:00 p.m., as shown in Table 4.1. This table shows that the highest average flow multiplier is 1.9. Since the rules require collector sewers to be designed for a peaking factor of 4, the average time pattern was multiplied by a factor of 2.11 ( $4.0 \div 1.9$ ) to achieve the peaking factor of 4.0. This average flow and peak flow time patterns are shown graphically in Figure 4.1.

For commercial and industrial users in the City, the same time pattern concept was applied. While commercial and industrial use/discharge varies based on the business type, a generalize trend was

created to mimic a standard 8-5 business. This time pattern is shown in Table 4.2 and illustrated in Figure 4.2.

**Table 4.1 – Residential Time Pattern**

Time	Average Flow Multiplier	Peak Flow Multiplier
12 AM	0.70	1.47
1 AM	0.60	1.26
2 AM	0.40	0.84
3 AM	0.30	0.63
4 AM	0.35	0.74
5 AM	1.00	2.11
6 AM	1.80	3.79
7 AM	1.90	$1.90 \times 2.11 = 4.00$
8 AM	1.80	3.79
9 AM	1.25	2.63
10 AM	0.80	1.68
11 AM	0.70	1.47
12 PM	0.60	1.26
1 PM	0.60	1.26
2 PM	0.60	1.26
3 PM	0.60	1.26
4 PM	1.00	2.11
5 PM	1.40	2.95
6 PM	1.50	3.16
7 PM	1.60	3.37
8 PM	1.50	3.16
9 PM	1.20	2.53
10 PM	1.00	2.11
11 PM	0.80	1.68
<b>Average</b>	<b>1.00</b>	<b>2.11</b>

**Table 4.2 – Commercial Time Pattern**

Time	Average Flow Multiplier	Peak Flow Multiplier
12 AM	0.10	0.20
1 AM	0.10	0.20
2 AM	0.10	0.20
3 AM	0.10	0.20
4 AM	0.10	0.20
5 AM	0.10	0.20
6 AM	0.10	0.20
7 AM	0.70	1.40
8 AM	1.20	2.40
9 AM	2.00	$2.00 \times 2.0 = 4.00$
10 AM	2.00	4.00
11 AM	2.00	4.00
12 PM	2.00	4.00
1 PM	2.00	4.00
2 PM	2.00	4.00
3 PM	2.00	4.00
4 PM	2.00	4.00
5 PM	2.00	4.00
6 PM	1.50	3.00
7 PM	1.00	2.00
8 PM	0.50	1.00
9 PM	0.20	0.40
10 PM	0.10	0.20
11 PM	0.10	0.20
<b>Average</b>	<b>1.00</b>	<b>2.00</b>

Figure 4.1 – Residential Time Pattern

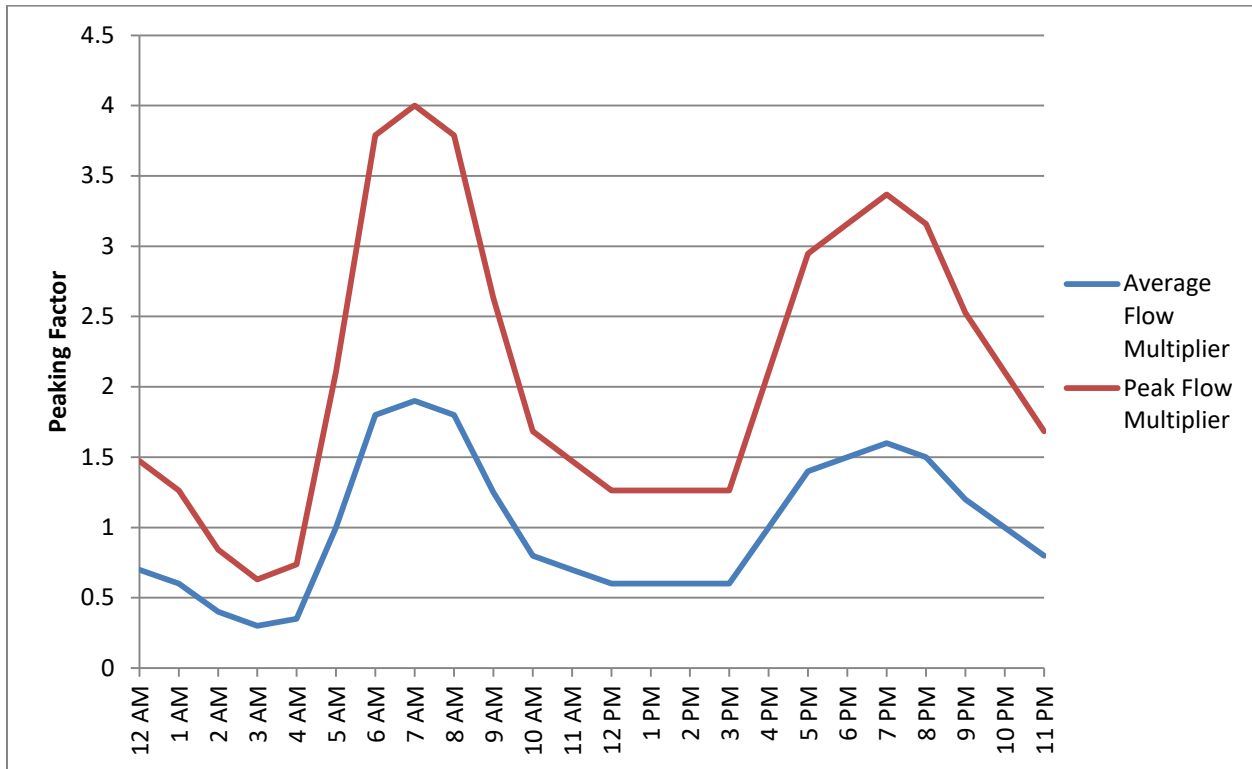
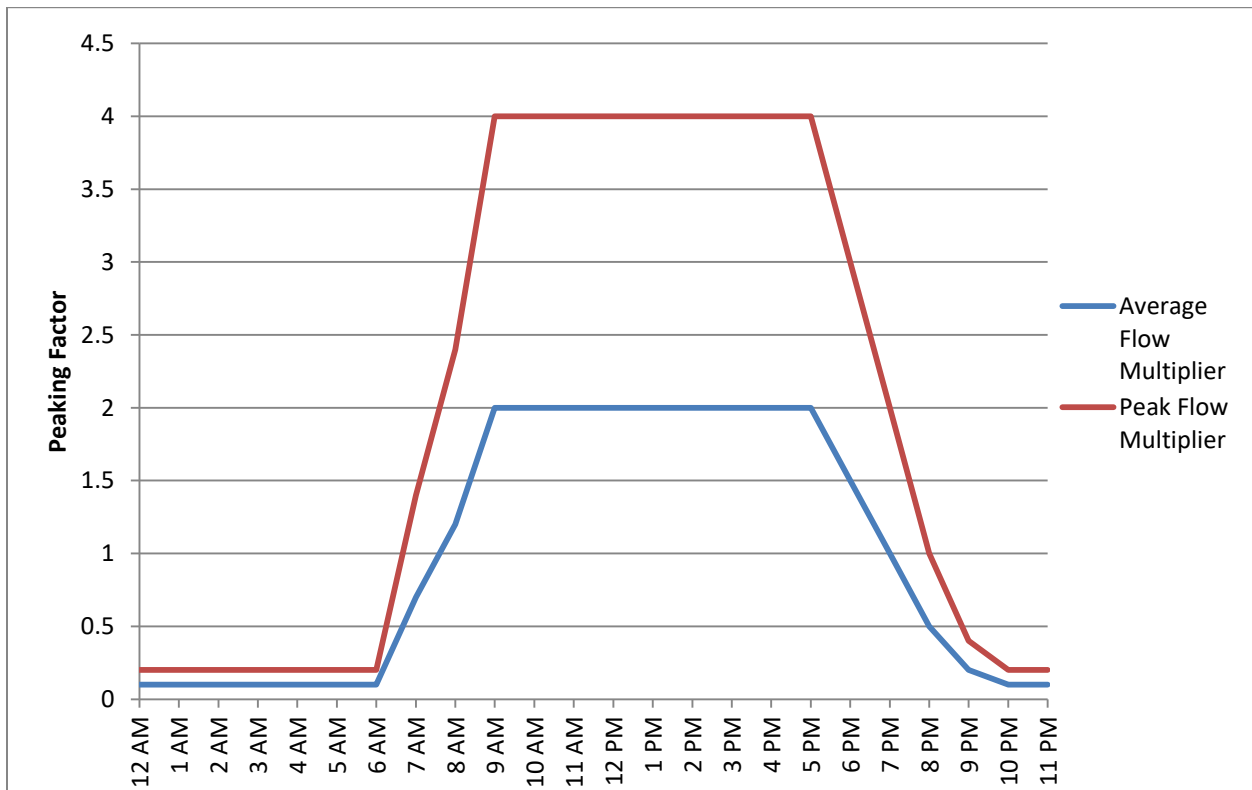


Figure 4.2 – Commercial/Industrial Time Pattern



#### 4.4 Considerations for Sewer Modeled Data

It should be noted that the flows used in this analysis may not accurately represent what the system actually conveys. Reasons are as follows:

1. In the Culinary Water Capital Facilities Plan (Jones & Associates, 2017), it was found that the average water use for an ERU was 210 gpd, approximately 50% of the State's estimate of 400 gpd. This likely equates to approximately 50% less wastewater discharge.
2. As stated previously, South Weber's sewer collection system is relatively new, and is therefore, likely, in good condition. This means that inflow and infiltration should be relatively low. However, as the system ages, infiltration are likely to become more relevant when modeling the system.

This conservative approach identifies potential problems. Actual observations and monitoring should be considered when looking to implement the results of this report.

As partially quoted previously, Utah Administrative Rule R317-3-2 states:

2. *Design Flow*
  - a. *Laterals and collector sewers shall be designed for 400 gallons per capita per day (1.51 cubic meters per capita per day).*
  - b. *Interceptors and outfall sewers shall be designed for 250 gallons per capita per day (0.95 cubic meter per capita per day), or rates of flow established from an approved infiltration/inflow study.*
  - c. *The Director will consider other rates of flow for the design if such basis is justified on the basis of supporting documentation.*

As with the Division of Drinking Water, the Division of Water Quality (DWQ) allows for variances to the rules, with "supporting documentation." Presumably for sewer flows, a metering device and data collection device could be installed to measure and record flows. Data collected would be analyzed to determine flow per ERU and the peaking factor. If submitted and considered by the Director of the DWQ, any approved revised flows would likely contain a factor of safety as determined by the Director. This may account for aging of the system or fluctuations in the data. The approved, revised flows and peaking factors could then be input into the model, and the model re-run to obtain revised results. This may or may not change the recommended projects contained in this report.

## 5.0 EXISTING COLLECTION SYSTEM

### 5.1 Existing System Model and Analysis

The GIS database for the existing sewer system was imported into Autodesk® Storm and Sanitary Analysis (SSA). As briefly described in Section 4.1, where elevations for manhole rims and pipe flowlines where unknown, assumptions where made. The model was then checked to assure all pipes contained positive slopes. Where assumptions proved to be incorrect, field data was obtained and input into the model.

Using the latest aerial photography available, ERU counts for homes and businesses were determined for individual manholes (nodes). For example, if a cul-de-sac contains seven (7) homes, then seven (7) ERUs were assigned to the downstream node receiving the flows from those homes. ERUs were generally grouped; therefore, not all nodes contained inflows. The number of ERUs was multiplied by the average flow per ERU (0.246 gpm/ERU) and added to the model as an “external inflow” for the corresponding node (manhole).

$$354 \frac{\text{gpd}}{\text{ERU}} \div \frac{1440 \text{ min.}}{\text{day}} = 0.246 \text{ gpm/ERU}$$

The time patterns described in Section 4.3 were then applied to each of the external inflows. Intuitively, the residential time pattern was applied to inflows that contained homes, and the commercial time pattern was applied to inflows containing businesses and industries.

The model was then run for a simulation time of four (4) days to determine where hydraulic problems occur. The model identifies where flows exceed the pipes’ capacities and where flows backup in manholes.

### 5.2 Existing System Deficiencies and Recommendations

The analysis performed resulted in a few areas identified as having possible hydraulic deficiencies.

Exhibit 4 contains an illustration of where the model indicates that potential problems may exist.

Based on the model, the majority of the surcharging occurs in the main trunk line serving the eastern portion of the City. The density of existing development compounded with the majority of the users producing peak flows at the same time results in the trunk line receiving peak flows without much dissipation. As a result, the peak flows in this trunk line are closer to 4.0. In contrast, larger systems have peak flows that are mitigated with longer travel times and typically experience a lesser peak (e.g. 2.5 vs. 4.0).

Additionally, pipe segments where the depth-to-diameter ratio exceeded 0.7 were also identified. These pipes were deemed deficient in order to retain reserve capacity and keep with the standard of practice to maintain this factor of safety.

### **Project #1**

During this study, it was found that a section of 15-inch trunk line on Canyon Drive near 1200 East was constructed with a nearly flat slope. This error in construction results in the model showing a significant reduction of that pipe's capacity. Several other sections of the trunk line in Canyon Drive show to be surcharged or have a d/D greater than 0.7(See Appendix A). Therefore, replacement of the 15-inch trunk line from 1050 E Old Fort Road to 1475 E Canyon Drive with 18-inch sewer pipe is recommended. (see Exhibit 6)

### **Project # 2**

The model also shows surcharging occurring in the 12-inch trunk line along 1900 East between South Weber Drive and 7550 South. This line collects the majority of the system east of 1700 East, about 475 acres. This area of the City is largely built-out with moderate density, and the resulting peak flows reach the trunk line quickly. It is recommended that the 12-inch trunk line be replaced with a 15-inch sewer line for the 1,100 feet. (see Exhibit 6)

### **Watchlist**

The last section of collection system showing to be potentially problematic is along 2100 East, between 7875 East and the City Park. While the model shows this section to be problematic, with the potentially overestimated flows (as described in the previous section); there is no additional development projected upstream of this line. Therefore, no project is recommended at this time. It is recommended, however, that the City monitor the flows in this sewer line. If flows become a problem, a replacement project should be considered. (see Exhibit 6)



## 6.0 FUTURE COLLECTION SYSTEM

### 6.1 Future System Model and Analysis

The future system model started with the existing system model corrected as though Projects #1 and #2 have been completed in order to remedy those existing deficiencies. Pipes were upsized and slopes corrected in order to meet the existing flows. We assumed that development west of the Posse Grounds would tie directly into the CWSID trunk line.

Then, using the Developable Ground and ERUs map prepared from the Future Land Use Map (see Exhibit 3), flows and time patterns associated with the proposed land use were assigned to nodes. The model was then run in order to identify where the future development would cause the capacity of the pipes to be exceeded.

### 6.2 Future System Capacity Needs and Recommendations

Exhibit 6 contains an illustration that shows where the model has identified potential problems. It is evident that the City's main trunk line experiences the majority of the deficiencies. As stated previously, the peak flows reach the trunk line without much dissipation. This causes the trunk line to become overloaded.

#### *Project #3*

When the south bench area (above the Davis and Weber Canal at approximately 1375 East) develops, the receiving sewer line will likely need to be rerouted in order to move the interception point on the trunk line further downstream. As it currently exists, flow from that area would follow 1375 East to Lester Drive, then to 1250 East and make its way to 1200 East at Old Fort Road. In this scenario, the lines in 1250 East and Old Fort Road would become overwhelmed. Therefore, it is recommended to divert flows from 1250 East westwards along Lester Drive, to 925 East, and eventually to 7240 South or 700 East. This project will help take the pressure off of the upstream section of the Old Fort Road trunk line. (See Exhibit 6) Alternatively, the sewer line could be installed in the proposed road that would tie into 1160 East. While this is a longer route, access, installation, and maintenance of the sewer line would be easier and likely less costly long-term.

#### *Project #4*

Upsizing the 15-inch trunk line to 18-inch from where Project #1 terminates and continuing eastwards to the intersection of South Weber Drive and 1900 East is need to accommodate future flows from the east side of the City. (See Exhibit 6)

#### *Project #5*

For the same reasons as previously discussed, it is also recommended to upsize the 10-inch line along South Weber Drive to 2100 East to a 12-inch sewer line. (See Exhibit 6)

## 7.0 CAPITAL FACILITIES PLAN

### 7.1 Summary and Recommendations

This report contains an evaluation of South Weber City's sanitary sewer system. The Capital Facilities Plan outlines the planned improvement projects needed for the City's immediate replacement needs and for future growth through build-out. It does not attempt to identify the sewer lines that will be in need of replacement in the future due to the life expectancy of the pipe. It is expected that depreciation costs, which should be budgeted and set aside, will be sufficient for these problems. It also does not show any of the infill sewer lines. The model of future flows anticipates connections to the nearest collector lines.

It is recommended that the City continue to clean and maintain the sewer system on a frequent basis and pay special attention to areas where deficiencies have been noted in this study.

The recommended capital facilities projects are schematic in nature. The recommended projects should be constructed as needed or as development dictates. The exact location and perhaps the scope of the projects, especially those that are shown on undeveloped ground, may change according to development layouts. Consequently, this Capital Facilities Plan should be updated regularly in response to growth changes. Our recommendation is that this should be done about every five years.

This Capital Facilities Plan is a valuable planning tool and contains information needed for the development of an Impact Fee Facilities Plan (IFFP) and Impact Fee Analysis (IFA). The Impact Fee Facilities Plan, contained in Section 8 of this report, creates a short-term list of projects from the Capital Facilities Plan based on priority to be used in the calculation of the impact fee. That information is then relayed to a financial analyst for use in the creation of the IFA.

### 7.2 Projects

Exhibit 6 (Projects Map) identifies the projects associated with the overall Capital Facilities Plan. Brief descriptions explaining the needs of these projects are found in Sections 5.2 and 6.2. Any of the projects can be broken into small phases, with proper planning. Design of the entire sewer line may be required to assure that the segment being installed is done so at the correct elevations needed for the long-term.

Estimated construction dates for each of the projects are shown in the following Table 7.1. Projects 1 and 2 are existing deficiencies and have therefore been prioritized. The projects needed to accommodate future development are subsequent to the projects needed to correct existing deficiencies. Estimated construction years have been assigned to the projects. Project 3 follows Projects 1 and 2 due to favorable economic conditions and recent developer interest in the south bench. Projects 4 and 5 will be needed when development contributes an additional 72 ERUs and 30 ERUs, respectively, to the associated sewer lines.

**Table 7.1 – Estimated Capital Improvement Projects Construction Dates**

Project No.	Project Description	Estimated Construction Year
1	Replace trunk line along Old Fort Road and Canyon Dr, to 1475 E	2018-2020
2	Replace trunk line along 1900 E from South Weber Dr to 7550 S	2020-2021
3	Sewer line from South Bench, re-route Lester Drive to CWSID trunk line via 7240 S	2021-2023
4	Replace trunk line along Canyon Dr, 1700 E, and South Weber Dr, from 1475 E to 1900 E	2023-2026
5	Replace trunk line along South Weber Dr from 1900 E to 2100 E	2026-2027

A summarized list of the projects with their estimated costs is shown in Table 7.2. Itemized cost estimates and descriptions for each of the projects are included in Appendix C. Project costs are shown as being attributed to an existing deficiency and/or needed for future development.

**Table 7.2 – Summary of Capital Improvement Projects**

Project No.	Project Description	Existing Deficiency	Future Development
1	Replace trunk line along Old Fort Road and Canyon Dr, to 1475 E	\$985,660	
2	Replace trunk line along 1900 E from South Weber Dr to 7550 S	247,260	
3	Sewer line from South Bench, re-route Lester Drive to CWSID trunk line via 7240 S		\$1,182,675
4	Replace trunk line along Canyon Dr, 1700 E, and South Weber Dr, from 1475 E to 1900 E		1,280,142
5	Replace trunk line along South Weber Dr from 1900 E to 2100 E		588,315
<b>Totals</b>		<b>\$1,232,920</b>	<b>\$3,051,132</b>

## 8.0 IMPACT FEE FACILITIES PLAN

### 8.1 Introduction

The Sanitary Sewer Impact Fee will be enacted as a means for new development to pay for their impact on the existing sanitary sewer system. Utah state law requires that an Impact Fee Facilities Plan (IFFP) be prepared before an Impact Fee can be implemented. The law requires that the IFFP only contain the costs for short term (6-10 year) growth, but must not include improvements which would raise the existing level of service. This section will summarize information from the previous sections of this report as it pertains to the enactment of the impact fee.

Title 11-36a, Section 300, of the Utah State Code outlines the requirements of the Impact Fee Analysis (IFA), which is also required to be prepared before an Impact Fee can be implemented.

### 8.2 Growth Projections

Long term growth projections for South Weber City are discussed in Section 3.2. This section will focus on the growth during the next decade.

As stated in Section 3.2, South Weber City is expected to reach a build-out population of about 12,700 around 2038. The Equivalent Residential Unit (ERU) growth is projected at the same growth rate as the population. The following table contains the projected population and ERUs for the next 10 years as applicable to the IFFP:

*Table 8.1 – Population and ERU Projections (IFFP)*

Year	Population	ERUs	Increase from 2017
2017	7,471	2,215	
2018	7,689	2,279	64
2019	7,909	2,345	130
2020	8,133	2,411	196
2021	8,360	2,479	264
2022	8,591	2,547	332
2023	8,824	2,616	401
2024	9,061	2,686	471
2025	9,301	2,757	542
2026	9,545	2,830	615
2027	9,791	2,903	<b>688</b>

### 8.3 Service Area

The existing sanitary sewer collection system serves all of the residents in the city boundary with one, generally interconnected system. In the future, it is expected that all of the annexed areas will be added to the existing system. Much of the system additions will be completed by developers.

## 8.4 Level of Service

For a sanitary sewer collection system, the reasonable expectation of the residents is that they can use the sewer system under normal operating conditions, including peak use times, without the connection backing up. Unique situations such as blockages, unforeseen infiltration from surface flooding, line breaks, and other unexpected problems are not considered in this analysis.

The existing collection system was analyzed using the parameters outlined in Sections 4.2 and 4.3. The expectation is that all pipes will serve the City during peak hours. Any trunk line flowing over 70% full (by depth) during those times was considered to be deficient. The same parameters were applied to the future system model.

## 8.5 Excess Capacity

Future growth will utilize the excess capacity in existing facilities as well as the capacity in new projects contained in the Capital Facilities Plan. Sewer projects constructed using City funds were examined to determine the excess capacity.

Utah Code 11-36a-202 Prohibitions on impact fees states:

*(1) A local political subdivision or private entity may **not**:*

*(a) impose an impact fee to:*

*(i) cure deficiencies in a public facility serving existing development;*

*(ii) raise the established level of service of a public facility serving existing development;*

*(iii) recoup more than the local political subdivision's or private entity's costs actually incurred for excess capacity in an existing system improvement; or*

*(iv) include an expense for overhead, unless the expense is calculated pursuant to a methodology that is consistent with:*

*(A) generally accepted cost accounting practices; and*

*(B) the methodological standards set forth by the federal Office of Management and Budget for federal grant reimbursement.*

In this section, excess capacity, if any, will be determined and evaluated.

In order to accommodate future growth, South Weber City chose to replace and upsize part of the existing sewer trunk line. Under construction at the time of this report, this 2016 Sewer Outfall Replacement Project will serve a large majority of future development as follows:

1. **Future ERUs served – 1,512** (weighted average)
  - a. 32.5% of project (18-inch sewer line) will serve 770 additional ERUs more than existing 15-inch sewer line
  - b. 67.5% of project (21-inch sewer line) will serve 1,870 additional ERUs more than existing 15-inch sewer line
2. **Cost of project - \$586,906**

## 8.6 Future Development Needs

The bulk of development is expected to occur on the western end of the City. The east side will see fill-in development, especially along the main corridors of South Weber Drive and US 89.

Table 8.2 below shows the project most likely to be constructed in the next 10 years. Should considerable development occur on the east side of South Weber City in the next several years, this recommended list of projects should be re-evaluated and re-prioritized. Refer to Section 7.2 for additional explanation.


*Table 8.2 – IFFP Project*

Project No.	Project Description	Future Development	Estimated Construction Year
3	Sewer line from South Bench, re-route Lester Drive to CWSID trunk line via 7240 S	\$1,182,675	2021-2023
4	Replace trunk line along Canyon Dr, 1700 E, and South Weber Dr, from 1475 E to 1900 E	1,280,142	2023-2026
5	Replace trunk line along South Weber Dr from 1900 E to 2100 E	588,315	2026-2027
<b>Total</b>		<b>\$3,051,132</b>	

## 8.6 Certification

"I certify that the attached impact fee facilities plan:

1. includes only the costs of public facilities that are:
  - a. allowed under the Impact Fees Act; and
  - b. actually incurred; or
  - c. projected to be incurred or encumbered within six years after the day on which each impact fee is paid;
2. does not include:
  - a. costs of operation and maintenance of public facilities;
  - b. costs for qualifying public facilities that will raise the level of service for the facilities, through impact fees, above the level of service that is supported by existing residents; or
  - c. an expense for overhead, unless the expense is calculated pursuant to a methodology that is consistent with generally accepted cost accounting practices and the methodological standards set forth by the federal Office of Management and Budget for federal grant reimbursement; and
3. complies in each and every relevant respect with the Impact Fees Act."

  
 Brandon Jones, P.E. – City Engineer

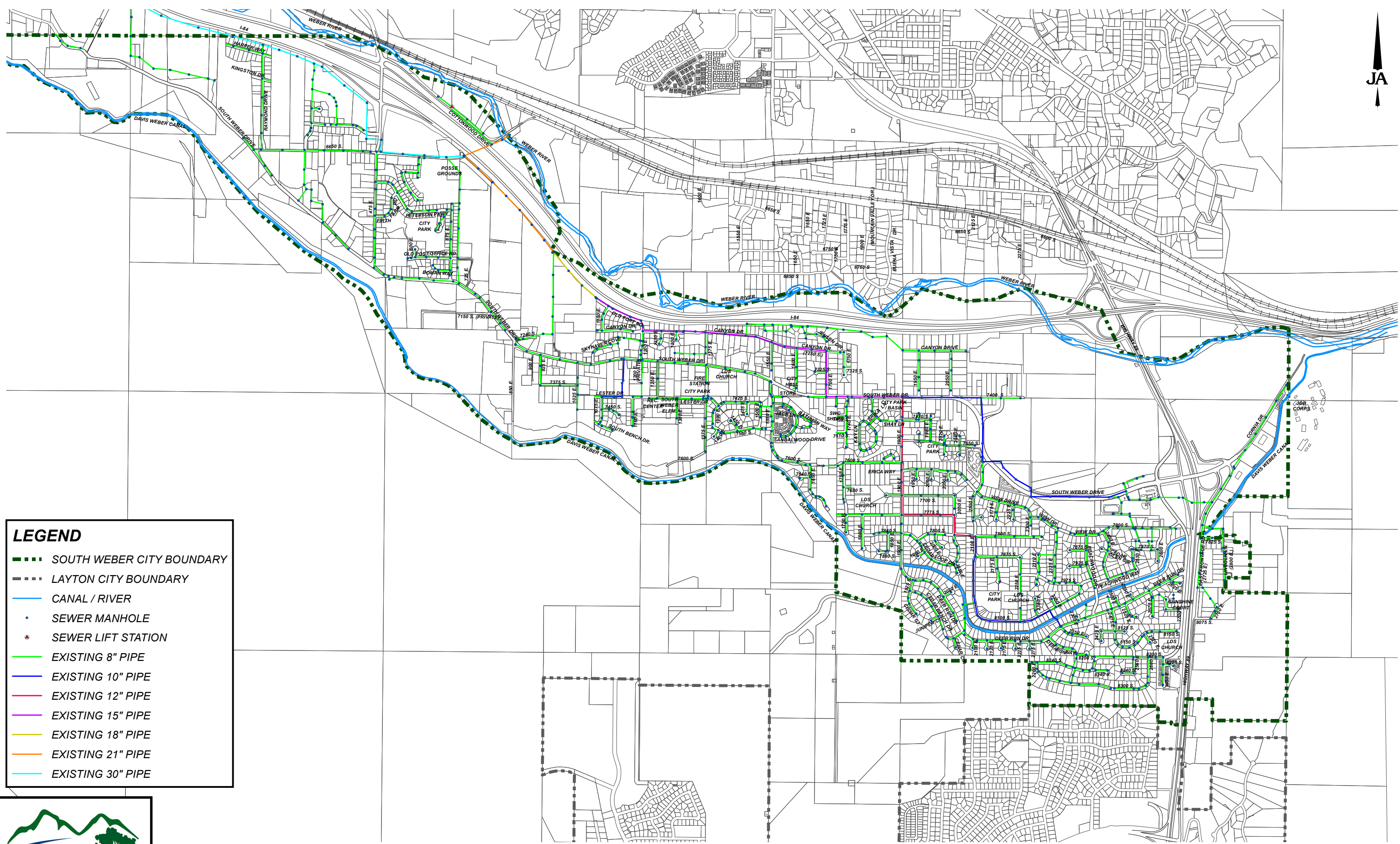
## Works Cited

ASCE/WEF. (2007). *Gravity Sanitary Sewer, Design and Construction*. (P. Bizier, Ed.) Reston, VA: ASCE.

Jones & Associates. (2017). *Culinary Water Capital Facilities Plan*.

## EXHIBITS





**LEGEND**

- SOUTH WEBER CITY BOUNDARY
- LAYTON CITY BOUNDARY
- CANAL / RIVER
- SEWER MANHOLE
- SEWER LIFT STATION
- EXISTING 8" PIPE
- EXISTING 10" PIPE
- EXISTING 12" PIPE
- EXISTING 15" PIPE
- EXISTING 18" PIPE
- EXISTING 21" PIPE
- EXISTING 30" PIPE



NOTES:

SCALE:  
1 in = 1,800 ft  
MM/DD/YYYY  
03/30/2017

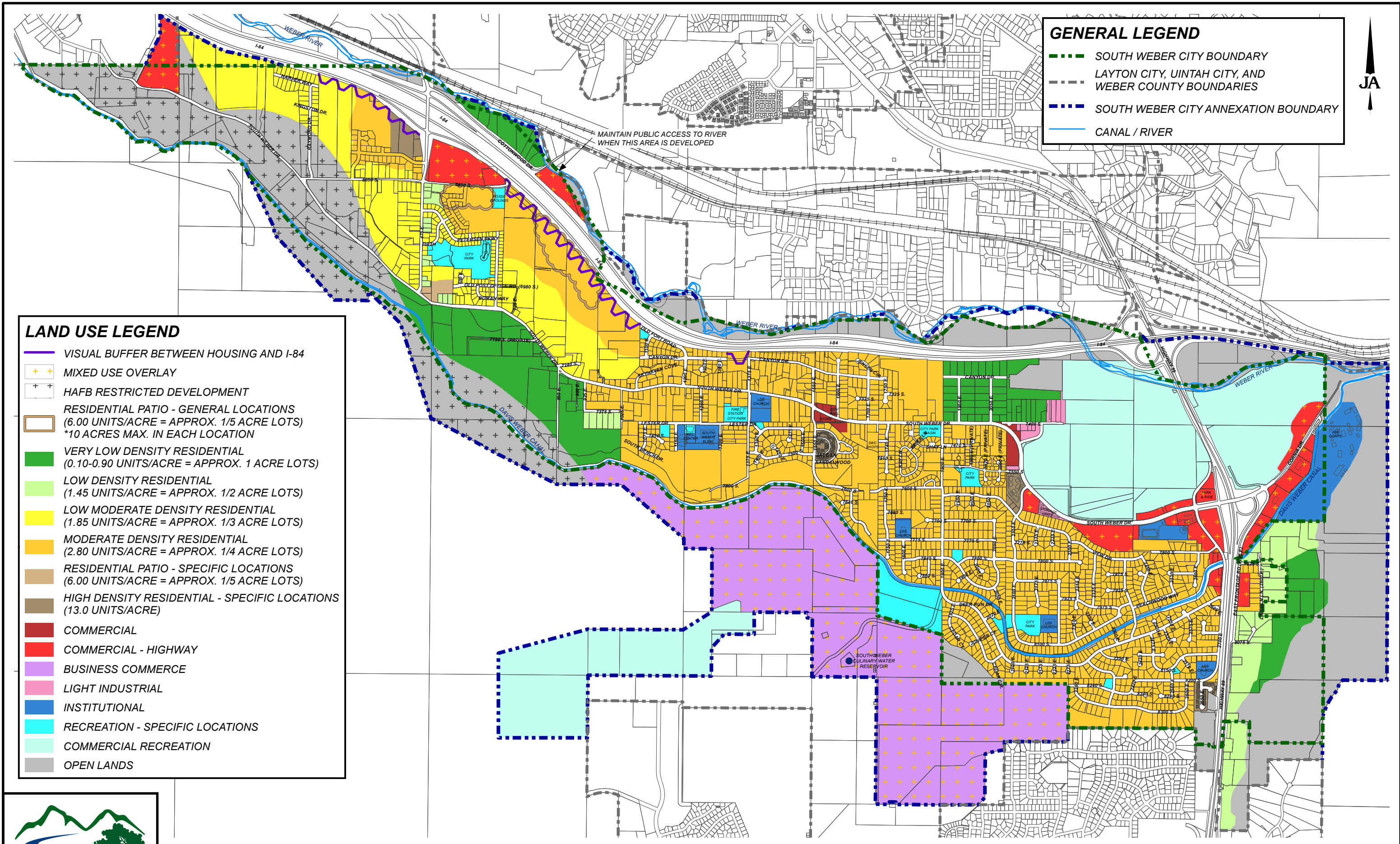
DESIGNED --- BEB  
DRAWN --- BEB  
CHECKED --- BKJ

**JA** CONSULTING ENGINEERS  
**JONES & ASSOCIATES**  
1716 East 5600 South  
South Ogden, Utah 84403 (801) 476-9767

**SOUTH WEBER CITY CORPORATION**  
MARCH 2017  
**EXISTING SEWER SYSTEM MAP**

**EXHIBIT 1**





### GENERAL LEGEND


- - - SOUTH WEBER CITY BOUNDARY
- - - LAYTON CITY, UINTAH CITY, AND WEBER COUNTY BOUNDARIES
- - - SOUTH WEBER CITY ANNEXATION BOUNDARY
- CANAL / RIVER



### LAND USE LEGEND

- VISUAL BUFFER BETWEEN HOUSING AND I-84
- + MIXED USE OVERLAY
- + HAFB RESTRICTED DEVELOPMENT
- RESIDENTIAL PATIO - GENERAL LOCATIONS (6.00 UNITS/ACRE = APPROX. 1/5 ACRE LOTS) \*10 ACRES MAX. IN EACH LOCATION
- VERY LOW DENSITY RESIDENTIAL (0.10-0.90 UNITS/ACRE = APPROX. 1 ACRE LOTS)
- LOW DENSITY RESIDENTIAL (1.45 UNITS/ACRE = APPROX. 1/2 ACRE LOTS)
- LOW MODERATE DENSITY RESIDENTIAL (1.85 UNITS/ACRE = APPROX. 1/3 ACRE LOTS)
- MODERATE DENSITY RESIDENTIAL (2.80 UNITS/ACRE = APPROX. 1/4 ACRE LOTS)
- RESIDENTIAL PATIO - SPECIFIC LOCATIONS (6.00 UNITS/ACRE = APPROX. 1/5 ACRE LOTS)
- HIGH DENSITY RESIDENTIAL - SPECIFIC LOCATIONS (13.0 UNITS/ACRE)
- COMMERCIAL
- COMMERCIAL - HIGHWAY
- BUSINESS COMMERCE
- LIGHT INDUSTRIAL
- INSTITUTIONAL
- RECREATION - SPECIFIC LOCATIONS
- COMMERCIAL RECREATION
- OPEN LANDS

MAINTAIN PUBLIC ACCESS TO RIVER WHEN THIS AREA IS DEVELOPED



REFERENCE: **South Weber City General Plan**  
**Project Land Use Map**  
 Created: 09/23/2014

SCALE:  
 1 in = 1,800 ft  
 MM/DD/YYYY  
 03/30/2017

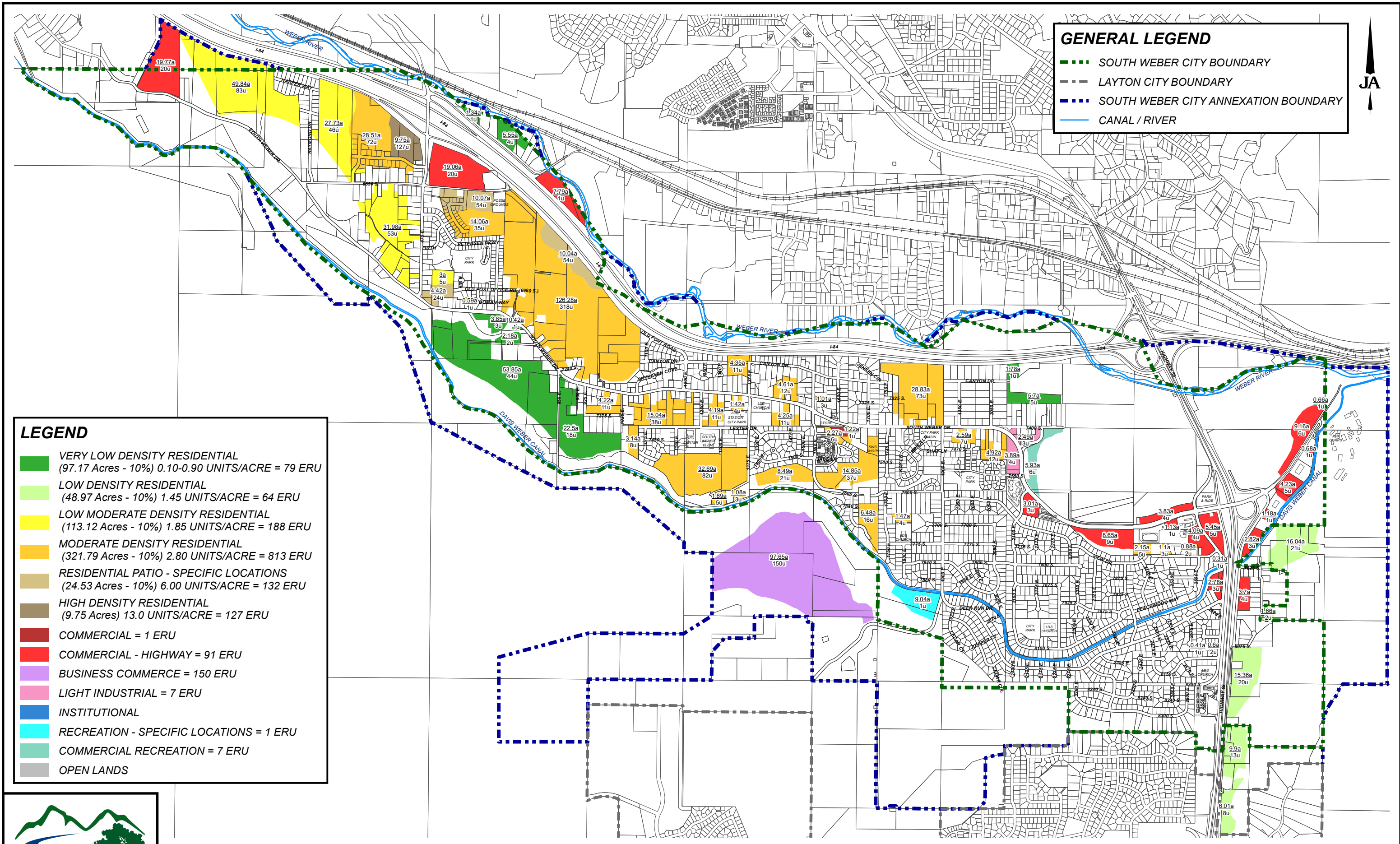
DESIGNED BEB  
 DRAWN BEB  
 CHECKED BKJ

**JA** CONSULTING ENGINEERS  
**JONES & ASSOCIATES**  
 1716 East 5600 South  
 South Ogden, Utah 84403 (801) 476-9767

**SOUTH WEBER CITY CORPORATION**  
**SEWER CAPITAL FACILITIES PLAN**  
**GENERAL PLAN LAND USE & BOUNDARIES**

**EXHIBIT**  
**2**





**GENERAL LEGEND**

- - - SOUTH WEBER CITY BOUNDARY
- - - LAYTON CITY BOUNDARY
- - - SOUTH WEBER CITY ANNEXATION BOUNDARY
- CANAL / RIVER



**LEGEND**

- VERY LOW DENSITY RESIDENTIAL  
(97.17 Acres - 10%) 0.10-0.90 UNITS/ACRE = 79 ERU
- LOW DENSITY RESIDENTIAL  
(48.97 Acres - 10%) 1.45 UNITS/ACRE = 64 ERU
- LOW MODERATE DENSITY RESIDENTIAL  
(113.12 Acres - 10%) 1.85 UNITS/ACRE = 188 ERU
- MODERATE DENSITY RESIDENTIAL  
(321.79 Acres - 10%) 2.80 UNITS/ACRE = 813 ERU
- RESIDENTIAL PATIO - SPECIFIC LOCATIONS  
(24.53 Acres - 10%) 6.00 UNITS/ACRE = 132 ERU
- HIGH DENSITY RESIDENTIAL  
(9.75 Acres) 13.0 UNITS/ACRE = 127 ERU
- COMMERCIAL = 1 ERU
- COMMERCIAL - HIGHWAY = 91 ERU
- BUSINESS COMMERCE = 150 ERU
- LIGHT INDUSTRIAL = 7 ERU
- INSTITUTIONAL
- RECREATION - SPECIFIC LOCATIONS = 1 ERU
- COMMERCIAL RECREATION = 7 ERU
- OPEN LANDS



NOTES:  $\frac{\#a}{\#c} = \frac{\# \text{ Acres}}{\# \text{ ERU (Equivalent Residential Units)}}$

TOTAL FUTURE RESIDENTIAL UNITS = 1403  
TOTAL FUTURE NON-RESIDENTIAL UNITS = 257

SCALE:  
1 in = 1,800 ft

MM/DD/YYYY  
03/30/2017

DESIGNED BEB  
DRAWN BEB  
CHECKED BKJ

**JA** CONSULTING ENGINEERS  
**JONES & ASSOCIATES**


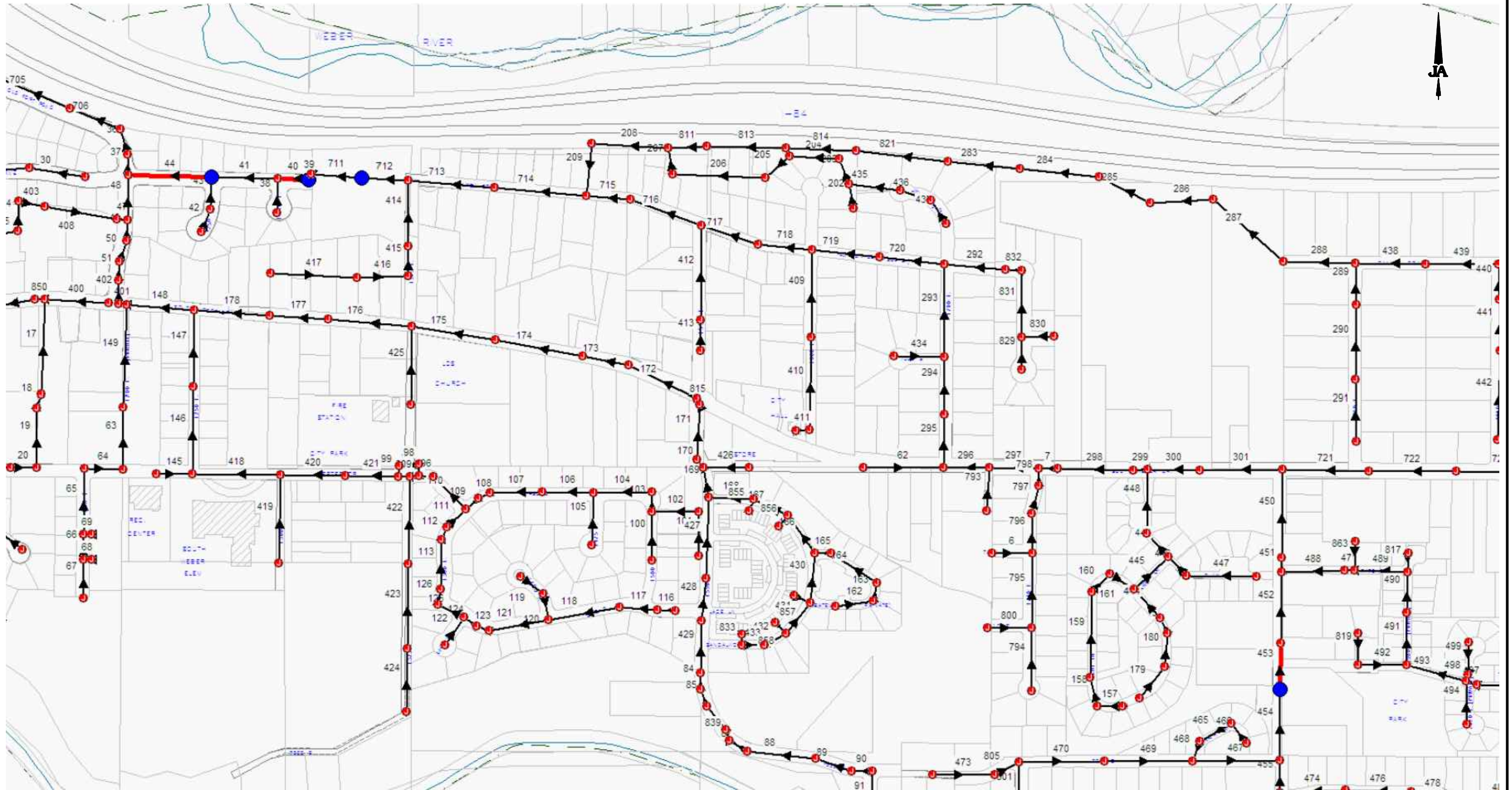
1716 East 5600 South  
South Ogden, Utah 84403 (801) 476-9767

**SOUTH WEBER CITY CORPORATION**  
**SEWER CAPITAL FACILITIES PLAN**

**DEVELOPABLE GROUND & ERUs**

**EXHIBIT**  
**3**





NOTES:

SCALE:  
not to scale  
DATE:  
03/31/2017

DESIGNED: DQS  
DRAWN: BEB  
CHECKED: BKJ


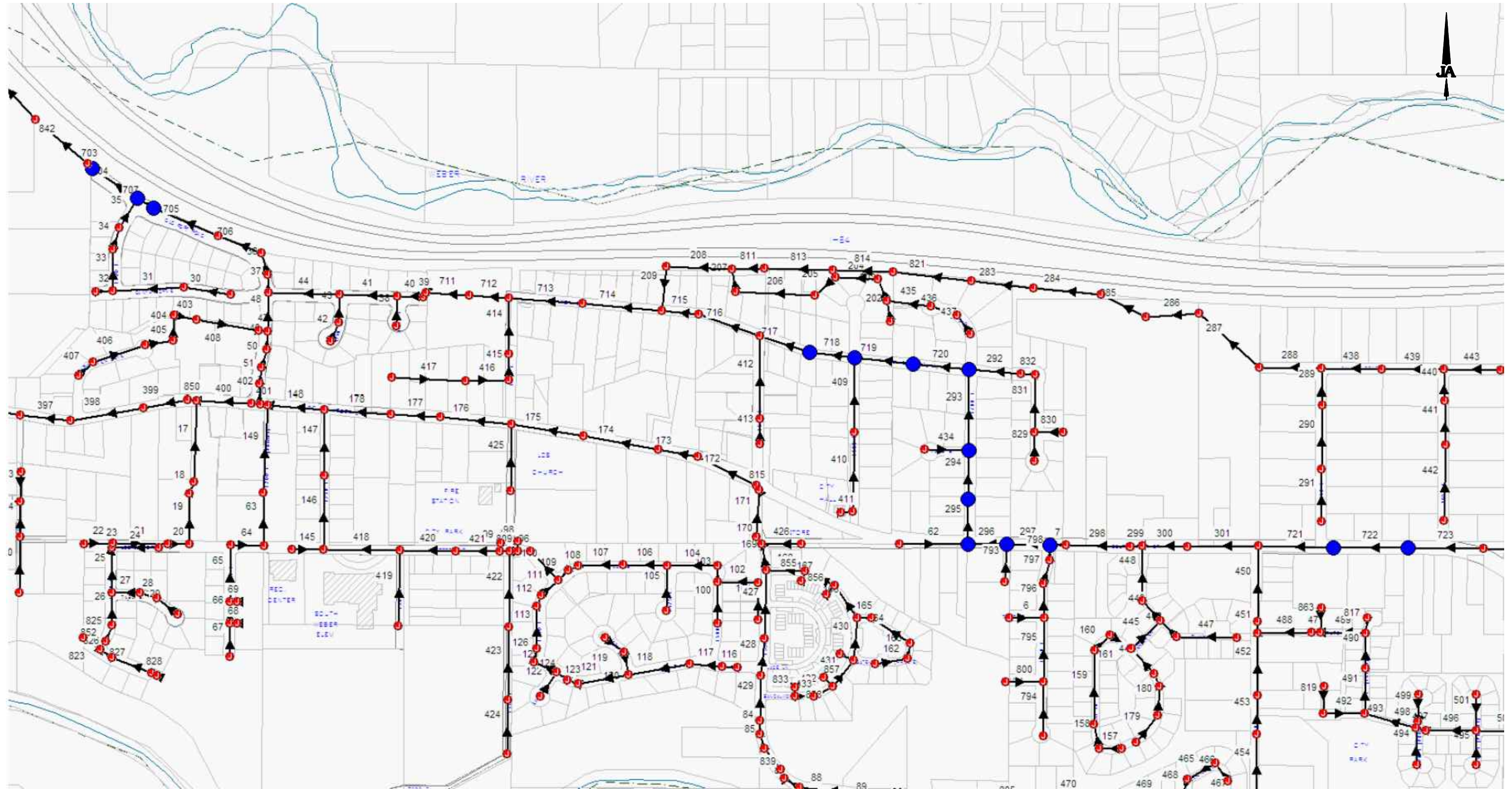


CONSULTING ENGINEERS  
1716 East 5600 South  
South Ogden, Utah 84403 (801) 476-9767

SOUTH WEBER CITY CORPORATION  
2017 SANITARY SEWER CFP / IFFP  
**MODEL EXHIBIT - EXISTING CONDITIONS**

EXHIBIT  
4





NOTES:

SCALE:  
not to scale  
DATE:  
03/31/2017

DESIGNED: DQS  
DRAWN: BEB  
CHECKED: BKJ

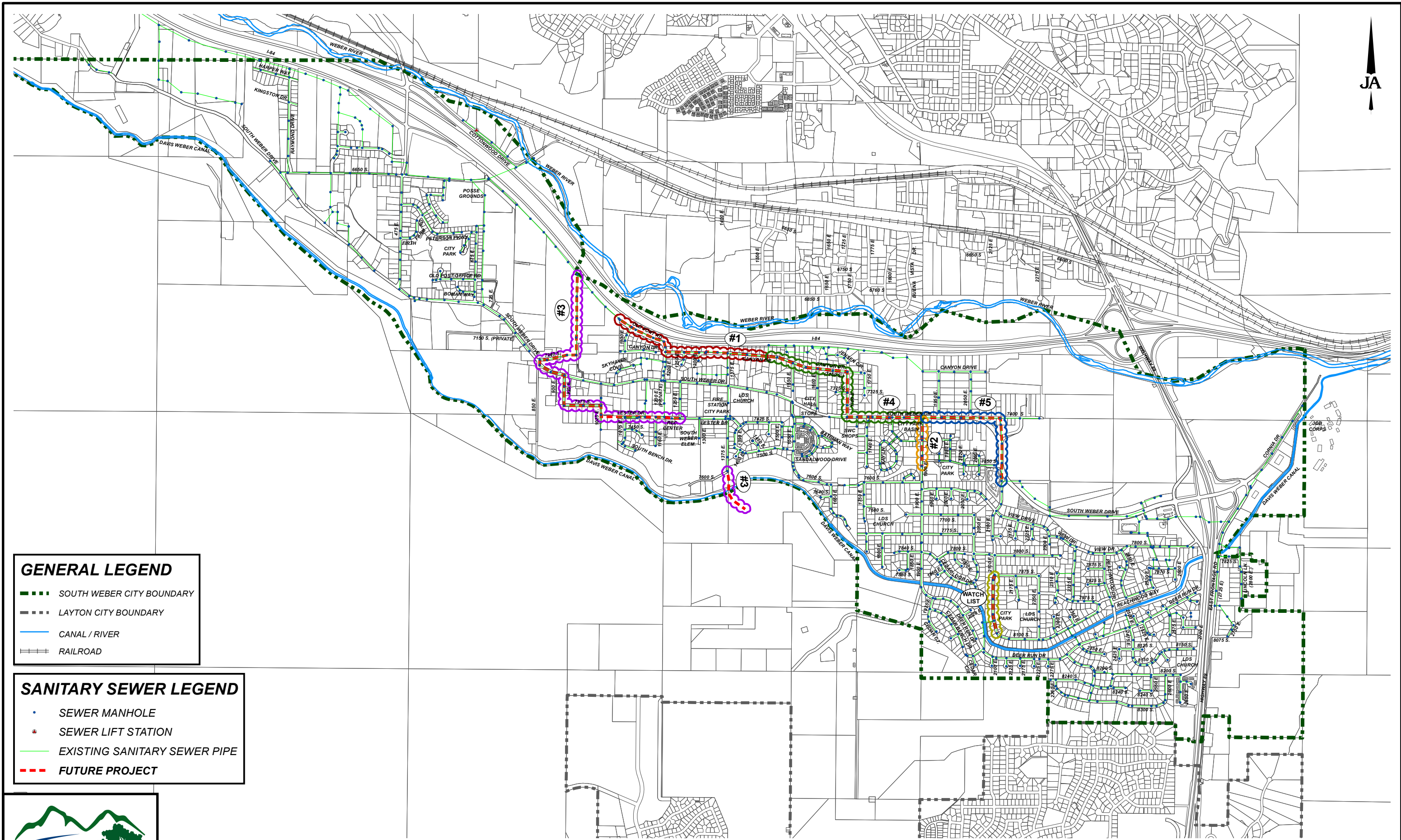


CONSULTING ENGINEERS  
1716 East 5600 South  
South Ogden, Utah 84403 (801) 476-9767

SOUTH WEBER CITY CORPORATION  
2017 SANITARY SEWER CFP / IFFP  
**MODEL EXHIBIT - FUTURE CONDITIONS**

EXHIBIT  
5





**GENERAL LEGEND**

- SOUTH WEBER CITY BOUNDARY
- LAYTON CITY BOUNDARY
- CANAL / RIVER
- RAILROAD

**SANITARY SEWER LEGEND**

- SEWER MANHOLE
- SEWER LIFT STATION
- EXISTING SANITARY SEWER PIPE
- FUTURE PROJECT



NOTES:

SCALE:  
1 in = 1,800 ft  
MM/DD/YYYY  
03/30/2017

DESIGNED BEB  
DRAWN BEB  
CHECKED BKJ

**JA** CONSULTING ENGINEERS  
**JONES & ASSOCIATES**  
1716 East 5600 South  
South Ogden, Utah 84403 (801) 476-9767

**SOUTH WEBER CITY CORPORATION**  
**SEWER CAPITAL FACILITIES PLAN**  
**PROJECTS MAP**

**EXHIBIT**  
**6**  
0

## APPENDIX A

### EXISTING MODEL OUTPUT – SELECT DATA

## EXISTING CONDITIONS - SELECT DATA

Element ID	From (Inlet) Node	To (Outlet) Node	Length (ft)	Average Slope (%)	Pipe Diameter or Height (inches)	Peak Flow (gpm)	Max Flow Velocity (ft/sec)	Design Flow Capacity (gpm)	Max Flow / Design Flow Ratio	Max Flow Depth/ Total Depth Ratio	Reported Condition
40	700	753	139.98	0.1300	15.000	974.99	1.92	901.07	1.08	1.00	SURCHARGED
44	754	766	383.90	0.0200	15.000	366.96	0.74	339.31	1.08	1.00	SURCHARGED
453	327	326	211.95	0.2500	12.000	756.90	2.33	699.53	1.08	1.00	SURCHARGED
711	699	751	235.69	0.2900	15.000	1443.44	2.88	1359.59	1.06	0.91	> CAPACITY
451	325	324	66.86	0.3600	12.000	854.76	2.76	830.33	1.03	0.89	> CAPACITY
581	242	243	399.59	0.3500	9.960	469.10	2.33	502.66	0.93	0.77	Calculated
582	241	242	313.17	0.3500	9.960	469.12	2.33	502.81	0.93	0.77	Calculated
583	240	241	137.31	0.3500	9.960	469.00	2.34	503.90	0.93	0.76	Calculated
713	168	167	398.15	0.3500	15.000	1344.77	3.05	1484.70	0.91	0.75	Calculated
584	239	240	268.36	0.3500	9.960	412.66	2.29	501.72	0.82	0.69	Calculated
585	238	239	107.84	0.3500	9.960	412.61	2.30	505.92	0.82	0.69	Calculated
586	237	238	177.57	0.3500	9.960	412.66	2.30	503.60	0.82	0.69	Calculated
450	324	554	405.38	0.5500	12.000	829.16	3.31	1030.20	0.80	0.68	Calculated
719	178	177	314.75	0.3800	15.000	1247.54	3.12	1545.06	0.81	0.68	Calculated
587	236	237	325.70	0.3500	9.960	400.16	2.28	502.00	0.80	0.67	Calculated
588	235	236	291.03	0.3500	9.960	400.22	2.28	502.08	0.80	0.67	Calculated
720	182	178	303.47	0.3900	15.000	1247.61	3.17	1573.51	0.79	0.67	Calculated



## APPENDIX B

### FUTURE MODEL OUTPUT – SELECT DATA

## FUTURE CONDITIONS - SELECT DATA

Element ID	From (Inlet) Node	To (Outlet) Node	Length (ft)	Average Slope (%)	Pipe Diameter or Height (inches)	Peak Flow (gpm)	Max Flow Velocity (ft/sec)	Design Flow Capacity (gpm)	Max Flow / Design Flow Ratio	Max Flow Depth/ Total Depth Ratio	Reported Condition
721	553	554	400.10	0.2900	9.960	497.63	2.22	462.84	1.08	0.95	> CAPACITY
707	771	772	102.37	0.2600	18.000	2222.16	3.08	2098.45	1.06	0.94	> CAPACITY
295	561	185	245.60	0.3900	15.000	1691.27	3.40	1579.16	1.07	0.93	> CAPACITY
704	772	773	292.02	0.2600	18.000	2240.68	3.14	2098.18	1.07	0.93	> CAPACITY
719	178	177	314.75	0.3800	15.000	1666.78	3.37	1545.06	1.08	0.93	> CAPACITY
720	182	178	303.47	0.3900	15.000	1702.26	3.43	1573.51	1.08	0.93	> CAPACITY
293	183	182	430.03	0.3900	15.000	1699.70	3.45	1575.24	1.08	0.92	> CAPACITY
294	185	183	262.85	0.4000	15.000	1710.22	3.43	1580.58	1.08	0.92	> CAPACITY
296	560	561	211.55	0.3900	15.000	1666.56	3.37	1573.93	1.06	0.92	> CAPACITY
703	773	839	35.98	0.2800	18.000	2209.18	3.19	2154.14	1.03	0.92	> CAPACITY
297	559	560	231.55	0.3900	15.000	1669.02	3.33	1575.26	1.06	0.91	> CAPACITY
722	552	553	404.15	0.2900	9.960	497.77	2.22	462.47	1.08	0.91	> CAPACITY
717	174	173	280.14	0.4300	15.000	1718.44	3.59	1651.42	1.04	0.88	> CAPACITY
718	177	174	248.41	0.4300	15.000	1701.08	3.63	1656.84	1.03	0.87	> CAPACITY
148	568	569	311.57	1.0000	8.040	469.49	3.47	470.38	1.00	0.82	Calculated
299	556	557	64.32	0.3900	15.000	1564.64	3.24	1566.57	1.00	0.82	Calculated
7	558	559	86.60	0.3900	15.000	1564.08	3.26	1574.47	0.99	0.81	Calculated
147	609	568	355.74	0.3500	8.040	274.29	2.06	277.52	0.99	0.81	Calculated
298	557	558	346.40	0.4000	15.000	1564.27	3.28	1580.25	0.99	0.81	Calculated
723	199	552	407.54	0.2900	9.960	454.54	2.16	462.47	0.98	0.80	Calculated
714	169	168	428.08	0.5300	15.000	1763.77	3.95	1829.80	0.96	0.79	Calculated
724	200	199	408.30	0.3000	9.960	450.20	2.18	465.87	0.97	0.79	Calculated
300	555	556	241.49	0.3900	15.000	1504.94	3.26	1576.04	0.95	0.78	Calculated
301	554	555	383.48	0.3900	15.000	1505.12	3.29	1576.78	0.95	0.78	Calculated
581	242	243	399.59	0.3500	9.960	475.36	2.34	502.66	0.95	0.78	Calculated
44	754	766	383.90	0.2200	18.000	1796.90	2.74	1899.91	0.95	0.77	Calculated
582	241	242	313.17	0.3500	9.960	475.39	2.34	502.81	0.95	0.77	Calculated

## FUTURE CONDITIONS - SELECT DATA

Element ID	From (Inlet) Node	To (Outlet) Node	Length (ft)	Average Slope (%)	Pipe Diameter or Height (inches)	Peak Flow (gpm)	Max Flow Velocity (ft/sec)	Design Flow Capacity (gpm)	Max Flow / Design Flow Ratio	Max Flow Depth/ Total Depth Ratio	Reported Condition
583	240	241	137.31	0.3500	9.960	475.28	2.34	503.90	0.94	0.77	Calculated
146	610	609	397.61	0.3500	8.040	252.65	2.06	277.93	0.91	0.75	Calculated
40	700	753	139.98	0.2400	18.000	1782.24	2.84	1983.94	0.90	0.74	Calculated
702	677	826	440.86	0.3700	18.000	2178.62	3.58	2476.91	0.88	0.73	Calculated
727	550	551	410.75	0.3400	9.960	432.49	2.29	494.00	0.88	0.73	Calculated
716	173	170	347.83	0.6100	15.000	1692.92	4.28	1961.72	0.86	0.71	Calculated
584	239	240	268.36	0.3500	9.960	418.92	2.29	501.72	0.83	0.70	Calculated
586	237	238	177.57	0.3500	9.960	418.93	2.30	503.60	0.83	0.70	Calculated
842	839	677	372.51	0.4000	18.000	2187.28	3.73	2584.21	0.85	0.70	Calculated

**APPENDIX C**  
**PROJECTS COST ESTIMATES**

**Capital Improvement Projects****Project #1****Trunk Line along Old Fort Road and Canyon Dr, to 1475 E**

<b>Description</b>	<b>Quantity</b>	<b>Unit Price</b>	<b>Total Price</b>	<b>Existing Deficiency (System Improvement)</b>	<b>Future Development (Impact Fee Eligible)</b>		
Mobilization/demobilization	1 ls	100,000	100,000.00	1	100,000.00	-	-
Install 18" sewer line (direct replacement)	3,380 lf	95	321,100.00	3,380	321,100.00	-	-
Replace 5' manhole	15 ea	7,500	112,500.00	15	112,500.00	-	-
Reconnect 4" service lateral	37 ea	800	29,600.00	37	29,600.00	-	-
Perform City asphalt repair	4,750 lf	20	95,000.00	4,750	95,000.00	-	-
Perform by-pass pumping	1 ls	25,000	25,000.00	1	25,000.00	-	-
Perform dewatering	1 ls	75,000	75,000.00	1	75,000.00	-	-
		Subtotal	758,200.00		758,200.00		-
		Engineering and Construction Management (15%)	113,730.00		113,730.00		-
		Contingency (15%)	113,730.00		113,730.00		-
		<b>TOTAL</b>	<b>\$ 985,660.00</b>		<b>\$ 985,660.00</b>		<b>\$ -</b>

**Capital Improvement Projects****Project #2****Trunk Line along 1900 E from South Weber Dr to 7550 S**

<b>Description</b>	<b>Quantity</b>	<b>Unit Price</b>	<b>Total Price</b>	<b>Existing Deficiency (System Improvement)</b>		<b>Future Development (Impact Fee Eligible)</b>	
Mobilization/demobilization	1 ls	20,000	20,000.00	1	20,000.00	-	-
Install 15" sewer line (direct replacement)	1,100 lf	75	82,500.00	1,100	82,500.00	-	-
Replace 5' manhole	6 ea	7,500	45,000.00	6	45,000.00	-	-
Reconnect 4" service lateral	8 ea	800	6,400.00	8	6,400.00	-	-
Perform City asphalt repair	1,340 lf	20	26,800.00	1,340	26,800.00	-	-
Perform by-pass pumping	1 ls	7,500	7,500.00	1	7,500.00	-	-
Perform dewatering	1 ls	2,000	2,000.00	1	2,000.00	-	-
		Subtotal	190,200.00		190,200.00		-
		Engineering and Construction Management (15%)	28,530.00		28,530.00		-
		Contingency (15%)	28,530.00		28,530.00		-
		<b>TOTAL</b>	<b>\$ 247,260.00</b>		<b>\$ 247,260.00</b>		<b>\$ -</b>

**Capital Improvement Projects**

**Project #3**

**Sewer Line from South Bench, Lester Drive Re-Route to CWSID Trunk Line via 7240 S**

Description	Quantity	Unit Price	Total Price	Existing Deficiency (System Improvement)		Future Development (Impact Fee Eligible)	
Mobilization/demobilization	1 ls		-	-	-	1	-
Install 12" sewer line (direct replacement)	4,510 lf	65	293,150.00	-	-	4,510	293,150.00
Install 12" sewer line	420 lf	75	31,500.00	-	-	420	31,500.00
Install 10" sewer line	1,300 lf	70	91,000.00	-	-	1,300	91,000.00
Install 8" sewer line (down from bench)	1,200 lf	100	120,000.00	-	-	1,200	120,000.00
Instal 8" sewer line by bore under canal	100 lf	200	20,000.00	-	-	100	20,000.00
Install 5' manhole	17 ea	7,500	127,500.00	-	-	17	127,500.00
Install 4' manhole	10 ea	6,000	60,000.00	-	-	10	60,000.00
Reconnect 4" service lateral	25 ea	800	20,000.00	-	-	25	20,000.00
Perform City asphalt repair	3,330 lf	20	66,600.00	-	-	3,330	66,600.00
Perform UDOT asphalt repair	600 lf	45	27,000.00	-	-	600	27,000.00
Perform trench repair, unimproved	2,300 lf	10	23,000.00	-	-	2,300	23,000.00
Perform by-pass pumping	1 ls	15,000	15,000.00	-	-	1	15,000.00
Perform dewatering	1 ls	15,000	15,000.00	-	-	1	15,000.00
		Subtotal	909,750.00	-	-		909,750.00
		Engineering and Construction Management (15%)	136,462.50	-	-		136,462.50
		Contingency (15%)	136,462.50	-	-		136,462.50
		<b>TOTAL</b>	<b>\$ 1,182,675.00</b>	<b>\$</b>	<b>-</b>		<b>\$ 1,182,675.00</b>

**Capital Improvement Projects****Project #4**

Trunk Line along Canyon Dr, 1700 E, and South Weber Dr, from 1475 E to 1900 E

<b>Description</b>	<b>Quantity</b>	<b>Unit Price</b>	<b>Total Price</b>	<b>Existing Deficiency (System Improvement)</b>	<b>Future Development (Impact Fee Eligible)</b>
Mobilization/demobilization	1 ls	125,000	125,000.00	-	1 125,000.00
Install 18" sewer line (direct replacement)	4,255 lf	95	404,225.00	-	4,255 404,225.00
Replace 5' manhole	17 ea	7,500	127,500.00	-	17 127,500.00
Reconnect 4" service lateral	45 ea	800	36,000.00	-	45 36,000.00
Perform City asphalt repair	5,600 lf	20	112,000.00	-	5,600 112,000.00
Perform UDOT asphalt repair	1,600 lf	50	80,000.00	-	1,600 80,000.00
Perform by-pass pumping	1 ls	25,000	25,000.00	-	1 25,000.00
Perform dewatering	1 ls	75,000	75,000.00	-	1 75,000.00
		Subtotal	984,725.00	-	984,725.00
		Engineering and Construction Management (15%)	147,708.75	-	147,708.75
		Contingency (15%)	147,708.75	-	147,708.75
		<b>TOTAL</b>	<b>\$ 1,280,142.50</b>	<b>\$ -</b>	<b>\$ 1,280,142.50</b>



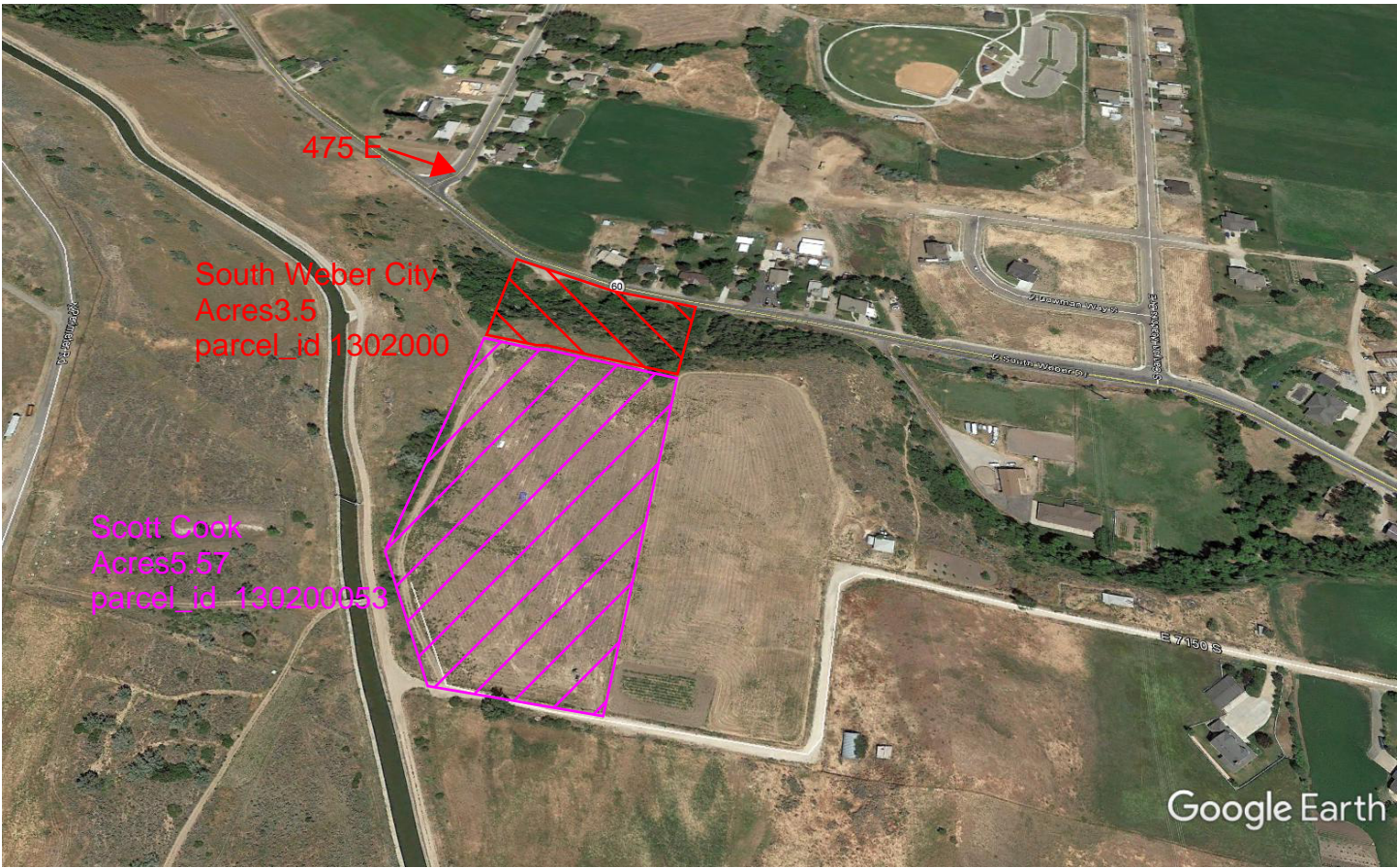
**Capital Improvement Projects**

**Project #5**

**Trunk Line along South Weber Dr from 1900 E to 2100 E**

<b>Description</b>	<b>Quantity</b>	<b>Unit Price</b>	<b>Total Price</b>	<b>Existing Deficiency (System Improvement)</b>	<b>Future Development (Impact Fee Eligible)</b>
Mobilization/demobilization	1 ls	40,000	40,000.00	-	1 40,000.00
Install 12" sewer line (direct replacement)	2,850 lf	75	213,750.00	-	2,850 213,750.00
Install 5' manhole	9 ea	7,500	67,500.00	-	9 67,500.00
Reconnect 4" service lateral	16 ea	800	12,800.00	-	16 12,800.00
Perform UDOT asphalt repair	2,000 lf	45	90,000.00	-	2,000 90,000.00
Perform trench repair, unimproved	850 lf	10	8,500.00	-	850 8,500.00
Perform by-pass pumping	1 ls	15,000	15,000.00	-	1 15,000.00
Perform dewatering	1 ls	5,000	5,000.00	-	1 5,000.00
		Subtotal	452,550.00	-	452,550.00
		Engineering and Construction Management (15%)	67,882.50	-	67,882.50
		Contingency (15%)	67,882.50	-	67,882.50
		<b>TOTAL</b>	<b>\$ 588,315.00</b>	<b>\$ -</b>	<b>\$ 588,315.00</b>





Google Earth





April 1, 2017

To the Mayor, Council, and Manager of South Weber City:

The Petersen Family Trust UDA June 26, 1992, Petersen Farms LLC, and their successors and/or assigns "Family", in response to a request by South Weber City "City", is desirous to come to an Agreement and Resolution regarding previous donations. In an effort of cooperation, the Family has outlined the following three requests for the City:

- 1.-The Family does hereby release any and all restrictions including the sale thereof to a third party, of those certain parcels of land previously donated under Resolution 08-57, wherein eliminating the requirement that said parcels had been specifically identified to be developed by the City for the benefit of the community.
- 2.-The Family requests the reconveyance of a small portion of that certain parcel of land previously donated under Resolution 08-57, and described by exhibit A attached hereto, and being a small part of Tax ID 13-018-0067 for the purpose of straightening the boundaries and efficient use and protections of the adjacent owners.
- 3.-The Family requests that item 2, in Donation Agreement Amendment dated June 5, 2013 within Resolution 13-09, clarify the term of the allowance to use the "open space" to be identified as continuing 20 years from the June 5, 2013 date until June 5, 2033.

Explanations and reasoning of these three request items above:

- 1.-The original Resolution 08-57 was donated by the Family with the intent of the City developing it as a benefit to the community i.e. nature park or cemetery. The Family understands the costs of economy, maintenance, and changes to General Plans, and is desirous to accommodate the City by releasing any and all conditions implied or stated, including allowing the City to sell the donated property to a third party for the City's sole use of the funds without condition, restriction, or benefit to the Family.
- 2.-There is a small piece of the donated land on Resolution 08-57 described as exhibit A attached, that jogs in between two of the Family parcels that would be better served by the adjacent residents. Reconveyance from the City to the Family will straighten out the property lines along the future Park, allow for better efficient maintenance by the City, and eliminate hidden corners while enhancing protections and privacy to the adjacent owners.
- 3.-The Family wants to clarify that the allowance to use the "open space" provision in Resolution 13-09 Item 2 of the Donation Agreement Amendment dated June 5, 2013 will continue and be available for 20 years from the June 5, 2013 date and expires June 5, 2033. It does not "continue" its 20 year term based on the original December 27, 1999 Agreement date.

Thanks for your time and consideration. Please contact us with any questions. Tim Grubb 801-678-1074

Petersen Family Trust UDA June 26, 1992


  
\_\_\_\_\_ by Iris C. Petersen, Trustee

Exhibit A

A part of the Northeast Quarter of Section 29, and the Northwest Quarter of Section 28, Township 5 North, Range 1 West, Salt Lake Base and Meridian:

Beginning at the Northeast corner of Grubb Meadow Subdivision, said point being North 0deg 36' 39" East 467.47 feet along the section line and South 89deg 14' 23" East 7.88 feet and North 0deg 45' 37" East 116.30 feet from the East Quarter corner of said Section 29; and running thence South 87deg 08' 39" West 56.30 feet, more or less, along the North line of Grubb Meadow to the Southeast corner of parcel 13-023-0061; thence along the East line of said parcel North 0deg 09' 00" East 110.00 feet, more or less, to a point on the Southerly line of parcel 13-023-0050; thence along said Southerly line South 80deg 03' 36" East 51.12 feet, more or less, to a point on the Westerly line of Canyon Meadows P.U.D., said point being the Northwesterly corner of parcel 13-018-0049; thence South 03deg 15' 07" East 98.53 feet, more or less, to the point of beginning.

# **RESOLUTION 08-57**

## **ACCEPTANCE OF DONATION OF PROPERTIES FROM PETERSEN FAMILY TRUST**

**BE IT HEREBY RESOLVED**, by the City Council of South Weber City, State of Utah, as follows:

**WHEREAS**, the Petersen Family Trust has expressed a desire to donate all of Davis County Parcel 13-023-0162 and part of parcel 13-018-0048 (legal descriptions attached) to the City; and

**WHEREAS**, it is mutually understood by the City Council and the Petersen family that there are no restrictions or conditions placed on the use of these properties, and the City may use and develop the properties as deemed necessary and appropriate for the benefit of the community; and

**WHEREAS**, the City Council has reviewed the Petersen Family Trust's offer and desires to accept this donation.

**NOW THEREFORE, BE IT RESOLVED** by the City Council of South Weber to accept conveyance of all of Davis County Parcel 13-023-0162 and part of parcel 13-018-0048 by special warranty deed to be recorded at the office of the Davis County Recorder.

**PASSED AND ADOPTED** by the City Council of South Weber this **9<sup>th</sup> day of December, 2008**.

**APPROVED**

---

**Brent V. Petersen, Mayor**

**Attest:**

---

**Erika J. Ahlstrom, City Recorder**

MAIL TAX NOTICE TO  
 South Weber City  
 1600 East South Weber Dr.  
 South Weber, UT 84405

## Special Warranty Deed

Order No.

Iris C. Petersen, sole successor Trustee of the Petersen Family Trust UDA June 26<sup>th</sup>, 1992

of South Weber, County of Davis, State of UTAH, Grantor, hereby CONVEY and WARRANT, against all persons claiming by, through, or under Grantor, to

South Weber City

of South Weber, County of Davis, Grantee for the sum of Ten Dollars and Other Good and Valuable Consideration the following described tract(s) of land in Davis County, State of UTAH:

SEE ATTACHED LEGAL DESCRIPTION.

Parcel No.: all of 13-023-0162 and part of 13-018-0048

SUBJECT TO: County and/or City Taxes not delinquent; Bonds and/or Special Assessments not delinquent and Covenants, Conditions, Restrictions, Rights-of-Way, Easements, and Reservations now of Record

WITNESS, the hand(s) of said Grantor(s), this \_\_\_\_\_ of December AD., 2008

Signed in the Presence of:

\_\_\_\_\_  
 Iris C. Petersen, sole successor Trustee of the  
 Petersen Family Trust UDA June 26<sup>th</sup>, 1992

STATE OF Utah )  
 ) SS.  
 County of Davis )

The foregoing instrument was acknowledged before me this \_\_\_\_\_ day of December, 2008  
 By Iris C. Petersen, sole successor Trustee of the Petersen Family Trust UDA June 26<sup>th</sup>, 1992

\_\_\_\_\_  
 Notary Public  
 My Commission Expires: \_\_\_\_\_ Residing at: \_\_\_\_\_

A part of the Northeast Quarter of Section 29, and the Northwest quarter of Section 28, Township 5 North, Range 1 West, Salt Lake Base and Meridian:  
Beginning at the Northeast corner of Grubb Meadow, said point being North  $0^{\circ}36'39''$  East 467.47 feet along the section line and South  $89^{\circ}14'23''$  East 7.88 feet and North  $0^{\circ}45'37''$  East 116.30 feet from the East Quarter Corner of said Section 29; and running thence South  $87^{\circ}08'39''$  West 56.30 feet, more or less, along the North line of Grubb Meadow to the Southeast corner of parcel 13-023-0061; thence along the East line of said parcel North  $0^{\circ}09'00''$  East 110.00 feet, more or less, to a point on the Southerly line of parcel 13-023-0050; thence along the Southerly line of said parcel South  $80^{\circ}03'36''$  East 51.12 feet, more or less, to a point on the Westerly line of Canyon Meadows P.U.D., said point also being the Northwesterly corner of parcel 13-018-0049, thence along said parcel South  $36^{\circ}42'26''$  East 128 feet, more or less, to a railroad fence corner post at the Southwest corner of said parcel 13-018-0049; thence Northwesterly 72 feet, more or less, to the point of beginning.

All 13-023-0162

part 13-018-0048



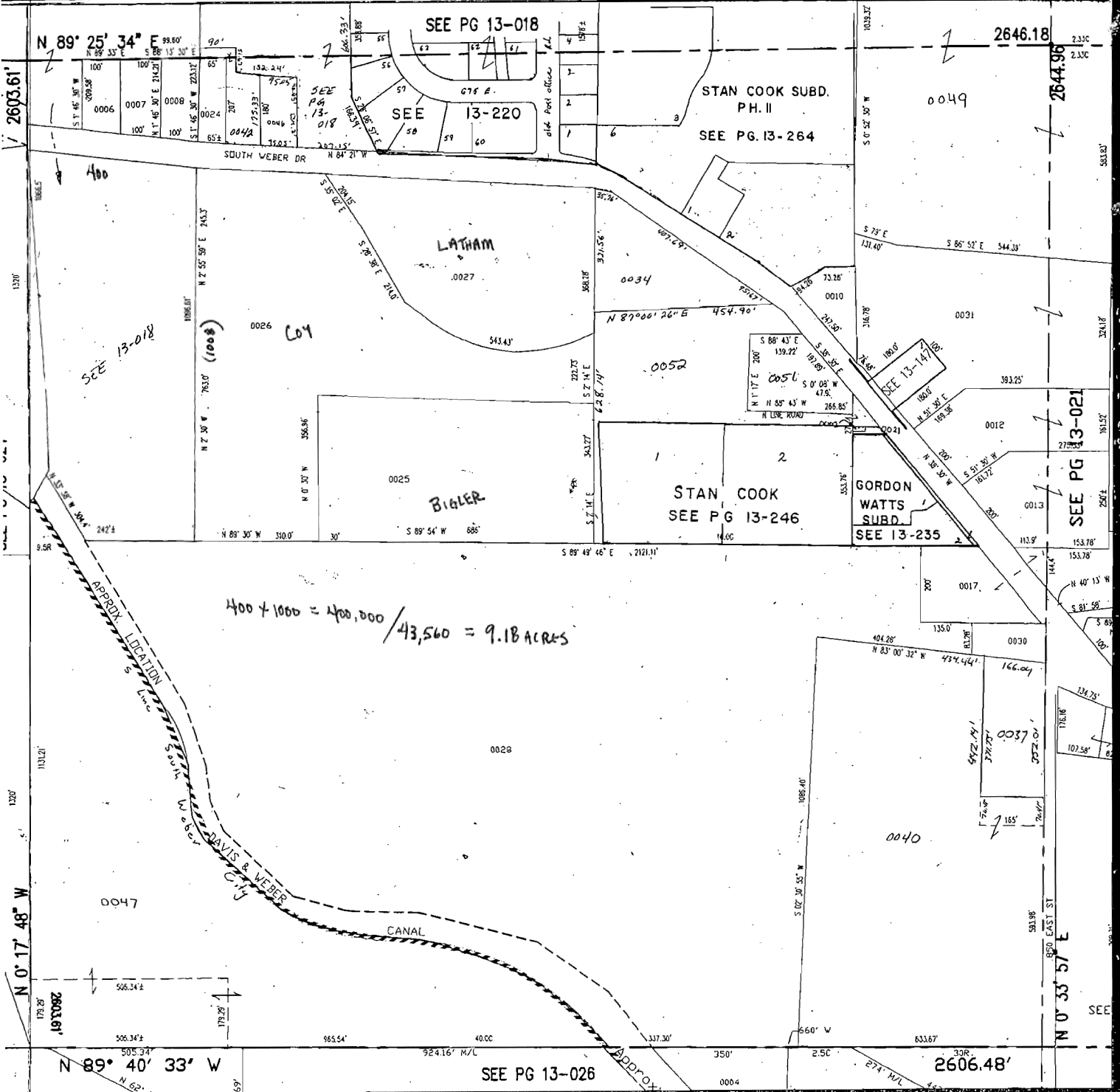
A part of the Southwest Quarter of Section 28, Township 5 North, Range 1 West, Salt Lake Base and Meridian:

Beginning at a point on the South line of South Weber Drive, said point being South  $00^{\circ}17'48''$  East 222.10 feet along the section line and North  $83^{\circ}14'04''$  East 7.00 feet from the West Quarter Corner of said Section 28; running thence North  $03^{\circ}26'30''$  West 50.06 feet to the center of South Weber Drive and a point on the arc of a 516.00 foot radius curve, the center of which bears North  $23^{\circ}47'01''$  East, thence Southeasterly 97.62 feet along said South Weber Drive and said curve to the left through a central angle of  $10^{\circ}50'22''$  (chord bearing = South  $71^{\circ}38'10''$  East 97.47 feet) to a point on the arc of a 1660.00 foot radius curve, the center of which bears North  $12^{\circ}56'39''$  West, thence Southeasterly 103.00 feet along said South Weber Drive and said curve to the left through a central angle of  $03^{\circ}33'18''$  (chord bearing = South  $78^{\circ}50'00''$  East 102.98 feet); thence South  $13^{\circ}54'00''$  West 26.80 feet, more or less, to a point on the Southerly line of South Weber Drive as shown by Survey #2271; thence along South Weber Drive South  $81^{\circ}41'22''$  East 242.06 feet, more or less, to a point on the Easterly line of parcel 13-018-0048; thence along said East line South  $02^{\circ}55'39''$  West 245.30 feet; thence South  $02^{\circ}50'00''$  East 129.10 feet, more or less, to the Southeasterly corner of an easement recorded in book 4462, page 589, as entry number 2338729; thence along said easement North  $80^{\circ}07'00''$  West 401.23 feet, more or less, to the Westerly line of said parcel 13-018-0048; thence along said West line North  $03^{\circ}26'30''$  West 367.84 feet, more or less, to the point of beginning.

part 13-018-0048

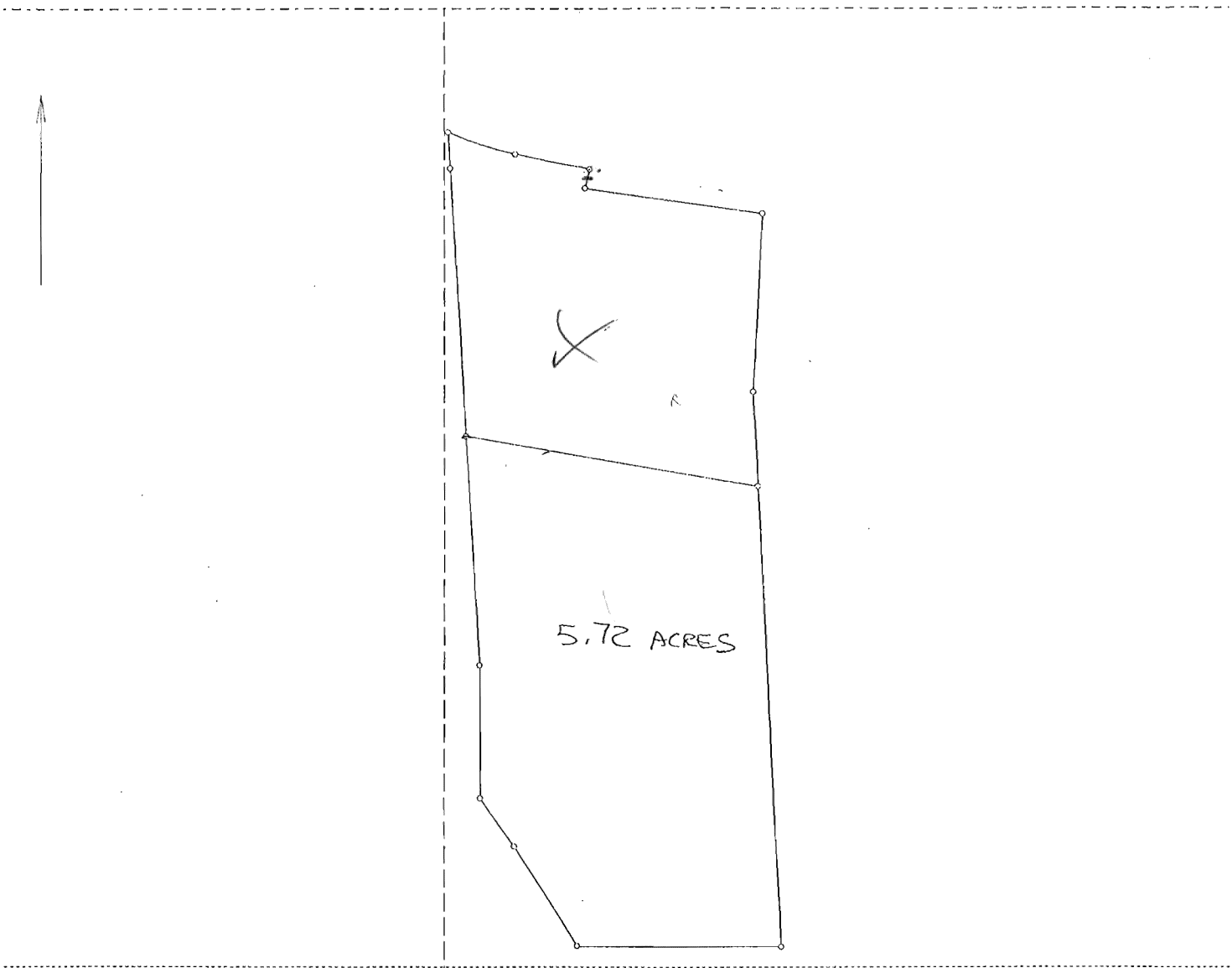
UT 2006-2007 - 13-020, Sheet 1 of 1

PI D	OWNER	ACRE	PI D	OWNER	ACRE	PI D	OWNER	ACRE
0010	FUEL SUPPLY CO	.010	0024	HILL, JOHN ROLAN & DOROTHY K	.310	0037	Carley, Christopher J	1.37
0011	STANLEY R	1.000	0025	Bigler, Barry J	5.890	0040	Byrum, Shawn C.	13.48
0012	REX E & RITA A	.500	0026	COY, LYNN T & JUDY M	11.960	0042	Brandly, K Taylor	.40
0013	COY, LYNN T & JUDY M	.500	0027	Jani's J. Latham	5.620	0044	Judd Jordan M.	3.93
0014	COY, LYNN T & JUDY M	.500	0028	East Weber LLC	41.100	0047	BYRUM, J DARRELL et al	16.50
0015	COY, LYNN T & JUDY M	.500	0030	EAST SALT WEBER LLC	.420	0049	POLL, GLEN LESTER	16.39
0016	COY, LYNN T & JUDY M	.500	0031	POLLWEVERPRISES LLC	5.180	0051	Cook, Stanley R	1.00
0017	COY, LYNN T & JUDY M	.500	0034	Cook, Scott S. + Savannah H.	1.27	0052	Cook, Stanley R	3.60



PRE 13- LAS SW SECTION 28 T 5N R 1W SALT LAKE MERIDIAN

1 SW SECTION 28 T 5N R 1W SALT LAKE MERIDIAN



Title:		Date: 11-05-2008
Scale: 1 inch = 208 feet	File: timproject2.des	
Tract 1: 3.582 Acres: 156035 Sq Feet: Closure = s14.4503w 0.45 Feet: Precision = 1/3683: Perimeter = 1663 Feet Tract 2: 5.720 Acres: 249148 Sq Feet: Closure = n20.2601e 0.27 Feet: Precision = 1/7659: Perimeter = 2051 Feet		
001=/se,ne,29,5n,1w	010=s02.5000e 129.10	019=s02.5000e 633.77
002=/s0.1748e 222.10	011=n80.0700w 401.23	020=n89.5046w 275.70
003=/n83.1404e 7.00	012=n03.2630w 367.84	021=n31.3727w 161.93
004=n03.2630w 50.06	013=@0 Merge 1	022=n34.4216w 80.89
005: Lt, R=516.0, Arc=97.62 Bng=s71.3810e, Chd=97.47	014=/se,ne,29,5n,1w	023=n00.2100w 181.80
006: Lt, R=1660.00, Arc=103.00 Bng=s78.3000e, Chd=102.98	015=/s00.1748e 222.10	024=n03.2630w 315.26
007=s13.5400w 26.80	016=/n83.1404e 7.00	
008=s81.4122e 242.06	017=/s03.2630e 367.84	
009=s02.5539w 245.30	018=s80.0700e 401.23	



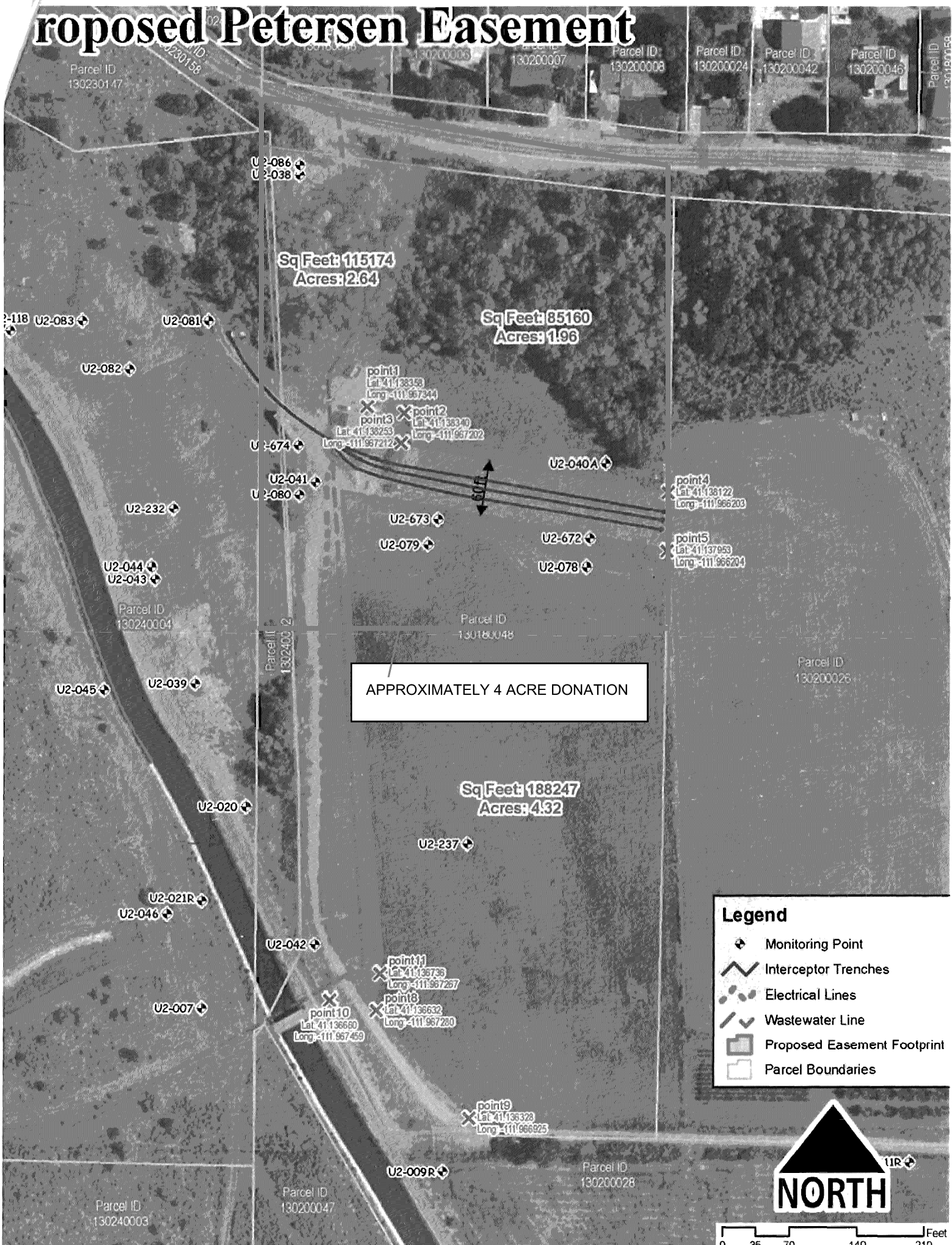
1999 Petersen Donation

1/4 Acre Donation in Blue

DAVIS

179

# Proposed Petersen Easement



Parcel ID  
130230147

Parcel ID  
130230158

Parcel ID  
130200003

Parcel ID  
130200007

Parcel ID  
130200008

Parcel ID  
130200024

Parcel ID  
130200042

Parcel ID  
130200046

Parcel ID  
130200058

U2-086  
U2-038

Sq Feet: 115174  
Acres: 2.64

Sq Feet: 85160  
Acres: 1.96

point1  
Lat: 41° 13333  
Long: -111° 967244

point2  
Lat: 41° 133340  
Long: -111° 967202

point3  
Lat: 41° 130253  
Long: -111° 967212

point4  
Lat: 41° 138122  
Long: -111° 966203

point5  
Lat: 41° 137953  
Long: -111° 966204

U2-674

U2-040A

U2-041

U2-080

U2-673

U2-672

U2-232

U2-044  
U2-043

Parcel ID  
130180048

APPROXIMATELY 4 ACRE DONATION

Parcel ID  
130200026

U2-045

U2-039

Sq Feet: 188247  
Acres: 4.32

U2-020

U2-237

U2-021R

U2-046

U2-042

point11  
Lat: 41° 136736  
Long: -111° 967257

point18  
Lat: 41° 136632  
Long: -111° 967280

point10  
Lat: 41° 136650  
Long: -111° 967459

U2-007

point9  
Lat: 41° 135328  
Long: -111° 966825

U2-009R

Parcel ID  
130200028

Parcel ID  
130240003

Parcel ID  
130200047

**Legend**

- Monitoring Point
- Interceptor Trenches
- Electrical Lines
- Wastewater Line
- Proposed Easement Footprint
- Parcel Boundaries





# RESOLUTION 13-09

## AMENDMENT TO DONATION AGREEMENT

REF: RESOLUTIONS 99-042 and 08-57

**BE IT HEREBY RESOLVED**, by the City Council of South Weber City, State of Utah, as follows:

**WHEREAS**, on December 14, 1999 the City accepted a donation of property from the Verlo Petersen Family (a portion of parcel 13-018-0040) and entered into a Donation Agreement for said property; and

**WHEREAS**, on December 9, 2008 the City accepted a donation of property from the Petersen Family Trust (parcel 13-023-0162 and part of parcel 13-018-0048) with no restrictions for the use of said property; and

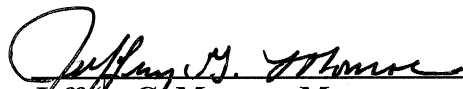
**WHEREAS**, the Petersen family has expressed a desire to amend the conditions of each of the property donations; and

**WHEREAS**, the City Council has reviewed the conditions of the Donation Agreement Amendment.


**NOW THEREFORE, BE IT RESOLVED** by the City Council of South Weber to approve the Donation Agreement Amendment, attached hereto.

**PASSED AND ADOPTED** by the City Council of South Weber this 14<sup>th</sup> day of May, 2013.

**APPROVED**

  
Jeffery G. Monroe, Mayor

**Attest:**

  
Erika J. Ahlstrom, City Recorder



Donation Agreement Amendment

This Agreement is entered into this 5 Day of June, 2013 by and between the Petersen Family Trust dated June 26, 1992 ("Petersen") and South Weber City ("City").

Recitals

- A. Petersen's have previously donated to the City those certain parcels described in Exhibit "A" attached hereto and by Resolution 08-57. Petersen's have also donated that certain parcel described in Exhibit "B" attached hereto and under Agreement Dated December 27, 1999. The Petersen's own that certain remainder parcel described in Exhibit "C" attached.
- B. Petersen's desire to clarify items 3, 5, and 6, addressed in the 12-27-99 Donation and provide for an agreement between all parties.

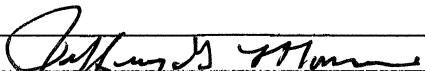
Now Therefore, in consideration of the premises, the covenants and promises hereafter contained, and other good and valuable consideration, the receipt and sufficiency of which are hereby acknowledged, it is agreed:

1. The reference to Item 3. Barn, which addresses the need for an alternate decision by the Petersen's should the City not find it to be financially feasible to comply with the request to maintain/restore it. Petersen's hereby dismiss this requirement of Item 3, and release the City from this obligation within the terms of the Agreement. If the City Council determines it is in the best interest of the citizens to remove the Barn, then the City shall provide a historical marker/monument with the barn history and photo at the location of the barn, and the City shall offer the Petersen's first right of removal of the barn structure.

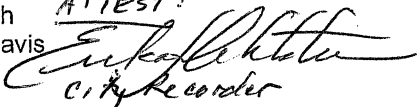
2. The reference in Item 5. Remainder Parcel, which allows for the donated Parcel "B" to be recognized as "open space" when calculating density upon development of the Remainder Parcel. The City hereby agrees to include the additional Parcels "A" donated in Resolution 08-57 in the definition of "open space", when Petersen's develop those adjacent Remainder Parcels and Grubb Meadow Subdivision. The term of twenty(20) years shall continue from even date herein.

3. The reference in Item 6. Reverter, which allows for the property in Exhibit "B" to revert back to the Petersen's should the property not be developed into a public park or recreation facility within 20 years of the 12-27-99 Agreement. The Petersen's agree to extend that period for an additional 20 years from even date herein.

All other terms remain in full force and effect. In Witness Whereof, this Agreement is entered into the day and year first above written.

  
\_\_\_\_\_  
Mayor of South Weber City

  
\_\_\_\_\_  
Iris C. Petersen, Trustee  
Petersen Family Trust dated June 26, 1992

State of Utah ATTEST:  
County of Davis   
City Recorder

Notary to be attached

## RESOLUTION 99-042

### ACCEPTANCE OF PROPERTY FROM VERLO PETERSEN FAMILY PARCEL 13-018-0040

**WHEREAS**, the Verlo Petersen family desires to donate approximately one acre of property from the most northerly portion of parcel 13-018-0040 to the City to be used as a park; and,

**WHEREAS**, the South Weber City Council desires to increase the City's park land;

**WHEREAS**, the Planning Commission approved the acceptance of this property on 9 December 1999 with conditions;

**BE IT HEREBY RESOLVED**, by the City Council of South Weber City, State of Utah, that South Weber City, Utah, will hereby accept a quit claim deed containing 1.42 acres of property located approximately southwest of 6930 South 475 East with conditions as stated in the Donation Agreement as attached.

#### LEGAL DESCRIPTIONS

*PARCEL 13-018-0040- SEE ATTACHED*

**PASSED AND ADOPTED** by the City Council of South Weber this 14th day of December 1999.

MAYOR:   
HENRY J. DICKAMORE

ATTEST:

  
GINGER L. MILLER  
City Recorder



## DONATION AGREEMENT

This Agreement is entered into this 27<sup>th</sup> Day of DECEMBER, 1999 by and between Verlo L. Petersen and Iris C. Petersen, Trustees of the Petersen Family Trust dated June 26, 1992 ("Petersen") and South Weber City ("City").

### RECITALS

A. Petersens own a parcel of land described as Exhibit "A" ("Remainder") and propose deeding a portion of said property described as Exhibit "B" ("Donation") to the City.

B. This Agreement is made to induce Petersens to make the Donation and the City to accept subject to the terms, conditions, and representations hereinafter made.

NOW THEREFORE, in consideration of the premises, the covenants and promises hereinafter contained, and other good and valuable consideration, the receipt and sufficiency of which are hereby acknowledged, it is agreed:

1. USE. The Donation will be for the City's citizen enjoyment and use as a public park or similar facility for recreation.

2. NAME. The developed park or facilities shall recognize the "Petersen" name with visible signage located on site.

3. BARN. The City shall maintain/restore existing barn for its historical value and use as bowery, museum or the like for the benefit of the citizens. If not financially feasible, the City shall consult with the Petersens for an alternate decision.

4. LEASE. The Petersens shall for a period of twenty (20) years lease back from the City the Donation at a cost of \$1.00 per year. The Petersens will continue its present use as agricultural during the term. At any time during said lease, should the City begin its development of said park the lease shall be terminated upon 180 day written notice to the Petersens and the maintenance shall then revert to the City.

5. REMAINDER PARCEL. If the Petersens, their successors or assigns develop the Remainder parcel within twenty (20) years of the date of this resolution, the City shall recognize the Donation as "open space" by the Petersens, their successors or assigns. The City will only be liable for the Donation it owns and not the burden of any costs or responsibilities of said development.

6. REVERTER. If at any time the City should choose not to develop the Donation as outlined herein, the ownership shall revert back to the Petersens, their successors or assigns. If the City has not developed the Donation into a public park or recreation facility upon expiration of this agreement, the Petersens, their successors or assigns may notify the City of their intent to reclaim the property. Upon receipt, the City shall execute a Warranty Deed returning the

Donation to the Petersens, their successors or assigns.

7. INDEMNIFICATION.

a. The Petersens agree that they will idemnify and hold the City harmless from all claims, costs, expenses, fees, suits, or other liabilities which many be asserted against the City as a result of the Petersen's use of the Donation as provided in the preceding paragraphs.

b. The duty of indemnification included in this paragraph shall include, but not be limited to:

i. Providing counsel to defend the City from all claims asserted by third parties, although the City shall have the right to discharge any counsel retained by the Petersens to defend the City for good cause and retain counsel of the City's choice and obtain reimbursement of the costs of the new counsel from the Petersens, and

ii. Payment of any claims or judgements entered against the City although the Petersens shall have no authority to settle claims against the City without the City's approval.

8. EXPIRATION. Terms and Conditions of this Agreement shall expire upon fulfillment of them or after a period of twenty-five (25) years, whichever comes first.


IN WITNESS WHEREOF, this Agreement is entered into the day and year first above written.

Verlo L. Petersen  
Verlo L. Petersen, TRUSTEE

Iris C. Petersen  
Iris C. Petersen, TRUSTEE

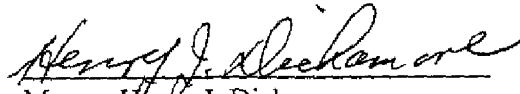
STATE OF UTAH )  
:SS.  
COUNTY OF DAVIS)

On the 27<sup>th</sup> day of DECEMBER, 1999, personally appeared before me, VERLO L. PETERSEN AND IRIS C. PETERSEN, TRUSTEES OF THE PETERSEN FAMILY TRUST DATED JUNE 26<sup>th</sup>, 1992 the signer(s) of the within instrument who duly acknowledged to me that they executed the same.





Timothy C. Grubb  
NOTARY PUBLIC

SOUTH WEBER CITY HEREBY ACCEPTS THIS PROPERTY AND AGREES TO THE ABOVE AGREEMENT AS APPROVED BY THE CITY COUNCIL BY RES. 99-042 on 14 December 1999.

  
Mayor: Henry J. Dickamore

ATTEST:

  
City Recorder: Ginger L. Miller



## **RESOLUTION 08-57**

### **ACCEPTANCE OF DONATION OF PROPERTIES FROM PETERSEN FAMILY TRUST**

**BE IT HEREBY RESOLVED**, by the City Council of South Weber City, State of Utah, as follows:

**WHEREAS**, the Petersen Family Trust has expressed a desire to donate all of Davis County Parcel 13-023-0162 and part of parcel 13-018-0048 (legal descriptions attached) to the City; and

**WHEREAS**, it is mutually understood by the City Council and the Petersen family that there are no restrictions or conditions placed on the use of these properties, and the City may use and develop the properties as deemed necessary and appropriate for the benefit of the community; and

**WHEREAS**, the City Council has reviewed the Petersen Family Trust's offer and desires to accept this donation.

**NOW THEREFORE, BE IT RESOLVED** by the City Council of South Weber to accept conveyance of all of Davis County Parcel 13-023-0162 and part of parcel 13-018-0048 by special warranty deed to be recorded at the office of the Davis County Recorder.

**PASSED AND ADOPTED** by the City Council of South Weber this 9<sup>th</sup> day of December, 2008.

**APPROVED**

---

**Brent V. Petersen, Mayor**

**Attest:**

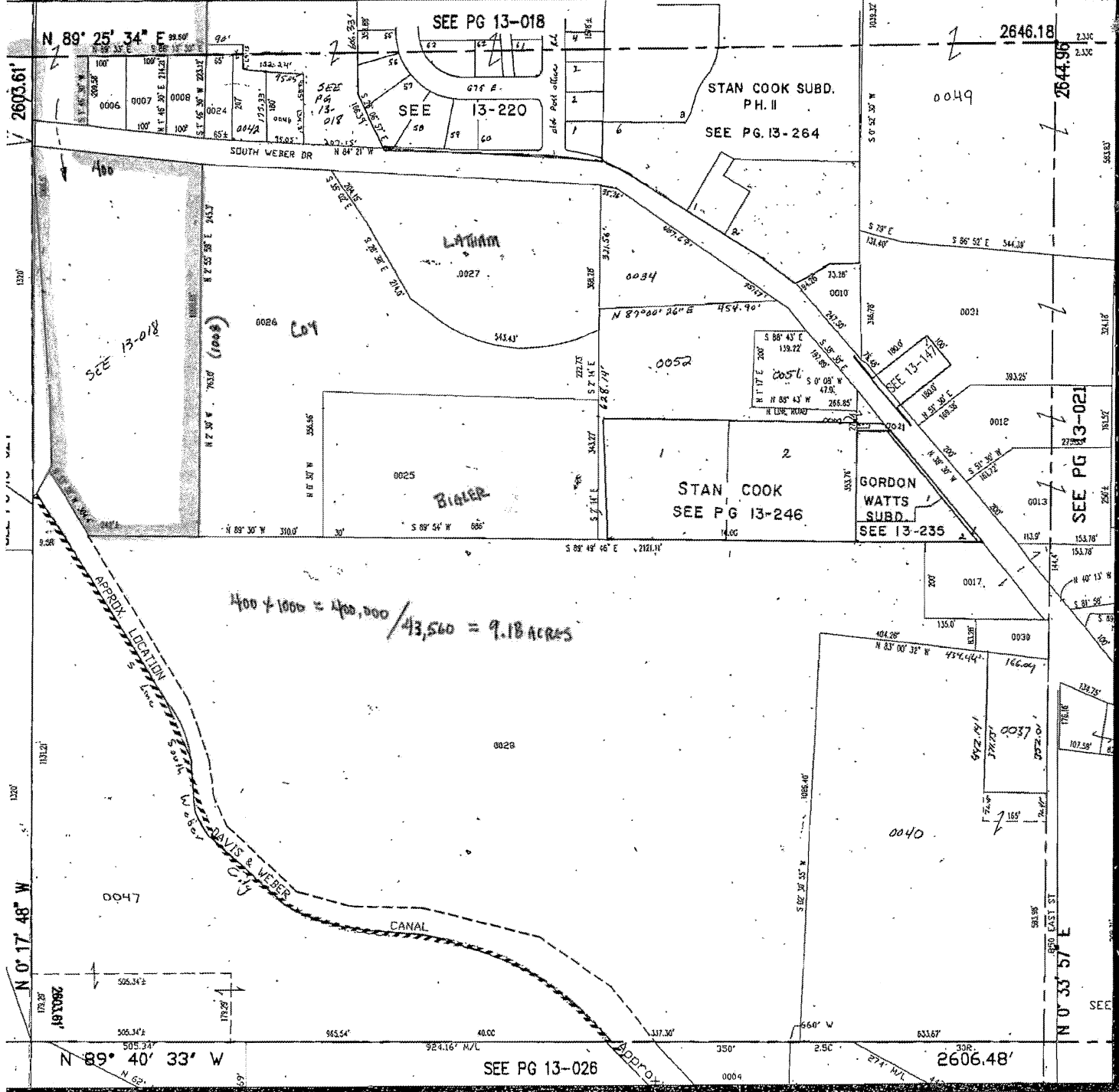
---

**Erika J. Ahlstrom, City Recorder**

PLAT 13-020, 2007-13-020, Sheet: 1 of 1

PI D	OWNER	ACRE
0017	CANTON, CHRISTOPHER J	1.37
0040	BYHAM, SHAWN C.	13.18
0042	BRANDIE K TAYLOR	.70
0046	Judd, Jordan M.	1.39
0047	BYRUM, J. DARRELL - et al	10.57
0049	POLL, GLEN LESTER	14.39
0051	COOK, STANLEY R.	1.00
0052	COOK, STANLEY R.	3.10
0024	HILL, JOHN ROLAN & DOROTHY K	3.10
0025	Bieler, Barry J	5.890
0026	COY, LYNN T & JUDY M	11.960
0027	Jani's L Latham	5.620
0028	COOK, STANLEY R LLC	41.100
0030	EAST SOUTH WEBER LLC	.420
0031	POLYMER HOUSES LLC	5.180
0034	COOK, SCOTT S. & SAVANNAH H.	1.77

PI D	OWNER	ACRE
0017	CANTON, CHRISTOPHER J	1.37
0040	BYHAM, SHAWN C.	13.18
0042	BRANDIE K TAYLOR	.70
0046	Judd, Jordan M.	1.39
0047	BYRUM, J. DARRELL - et al	10.57
0049	POLL, GLEN LESTER	14.39
0051	COOK, STANLEY R.	1.00
0052	COOK, STANLEY R.	3.10



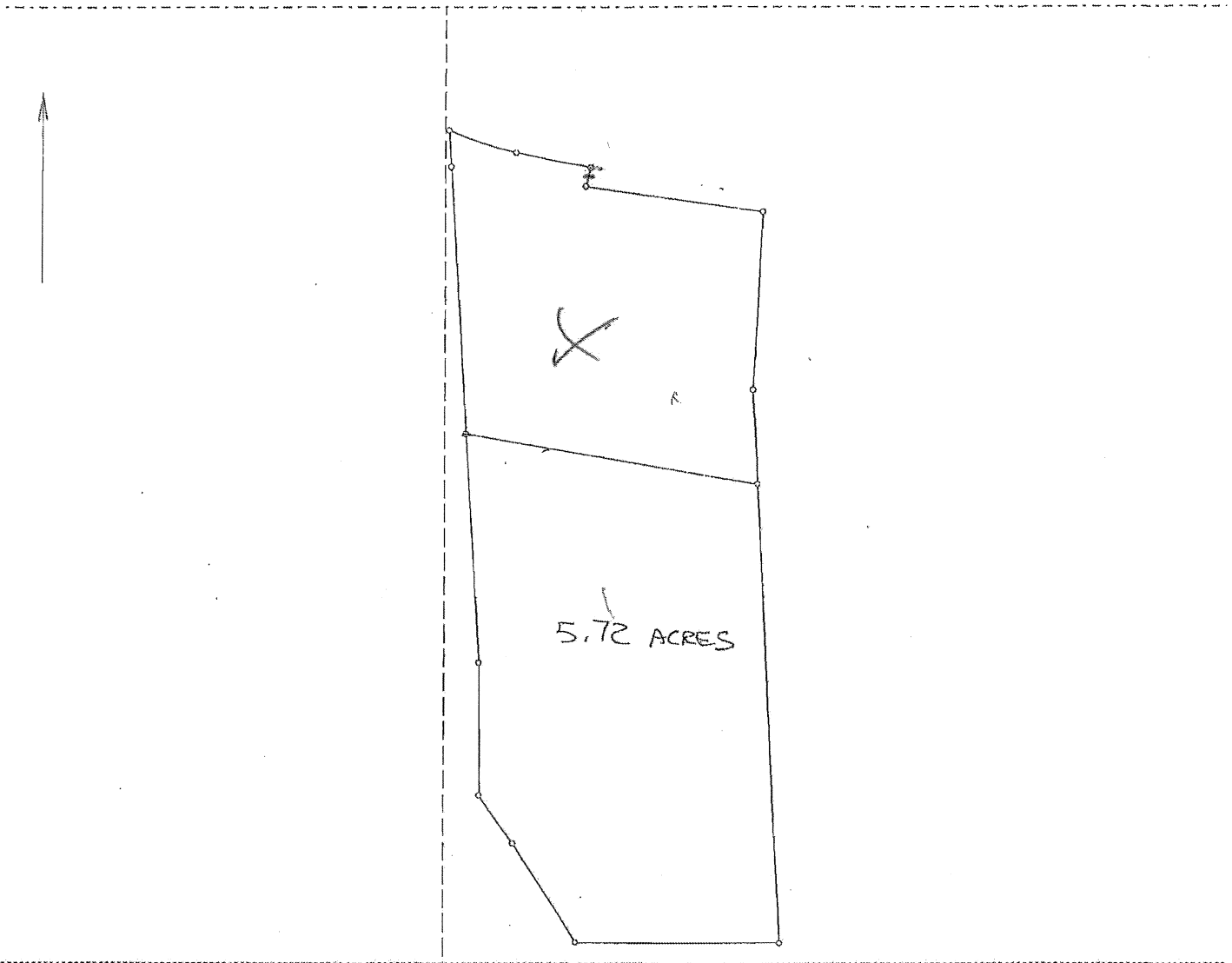
N 0° 17' 48" W  
2603.61'

PRE 13- LAS  
SW SECTION 28 T 5N R 1W SALT LAKE MERIDIAN

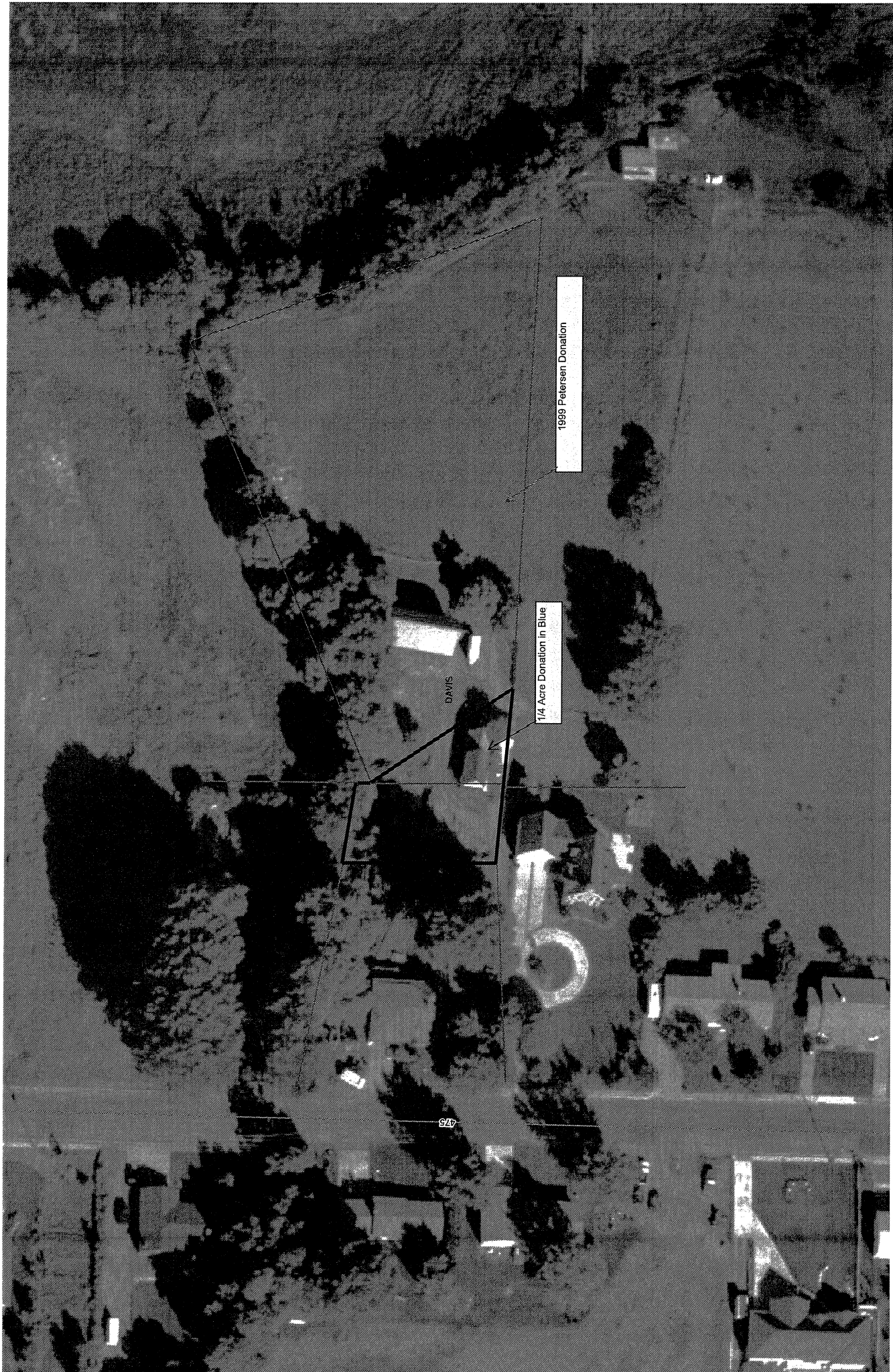
$400 \times 1000 = 400,000 / 43,560 = 9.18 \text{ ACRES}$

SEE PG 13-026

2606.48'



Title:		Date: 11-05-2008
Scale: 1 inch = 208 feet	File: timproject2.des	
Tract 1: 3.582 Acres: 156035 Sq Feet: Closure = s14.4503w 0.45 Feet: Precision =1/3683: Perimeter = 1663 Feet Tract 2: 5.720 Acres: 249148 Sq Feet: Closure = n20.2601e 0.27 Feet: Precision =1/7659: Perimeter = 2051 Feet		
001=/se,ne,29,5n,1w	010=s02.5000e 129.10	019=s02.5000e 633.77
002=/s0.1748e 222.10	011=n80.0700w 401.23	020=n89.5046w 275.70
003=/n83.1404e 7.00	012=n03.2630w 367.84	021=n31.3727w 161.93
004=n03.2630w 50.06	013=@0 Merge 1	022=n34.4216w 80.89
005: Lt, R=516.0, Arc=97.62 Eng=s71.3810e, Chd=97.47	014=/se,ne,29,5n,1w	023=n00.2100w 181.80
006: Lt, R=1660.00, Arc=103.00 Eng=s78.5000e, Chd=102.98	015=/s00.1748e 222.10	024=n03.2630w 315.26
007=s13.5400w 26.80	016=n83.1404e 7.00	
008=s81.4122e 242.06	017=/s03.2630e 367.84	
009=s02.5539w 245.30	018=s80.0700e 401.23	



DAVIS

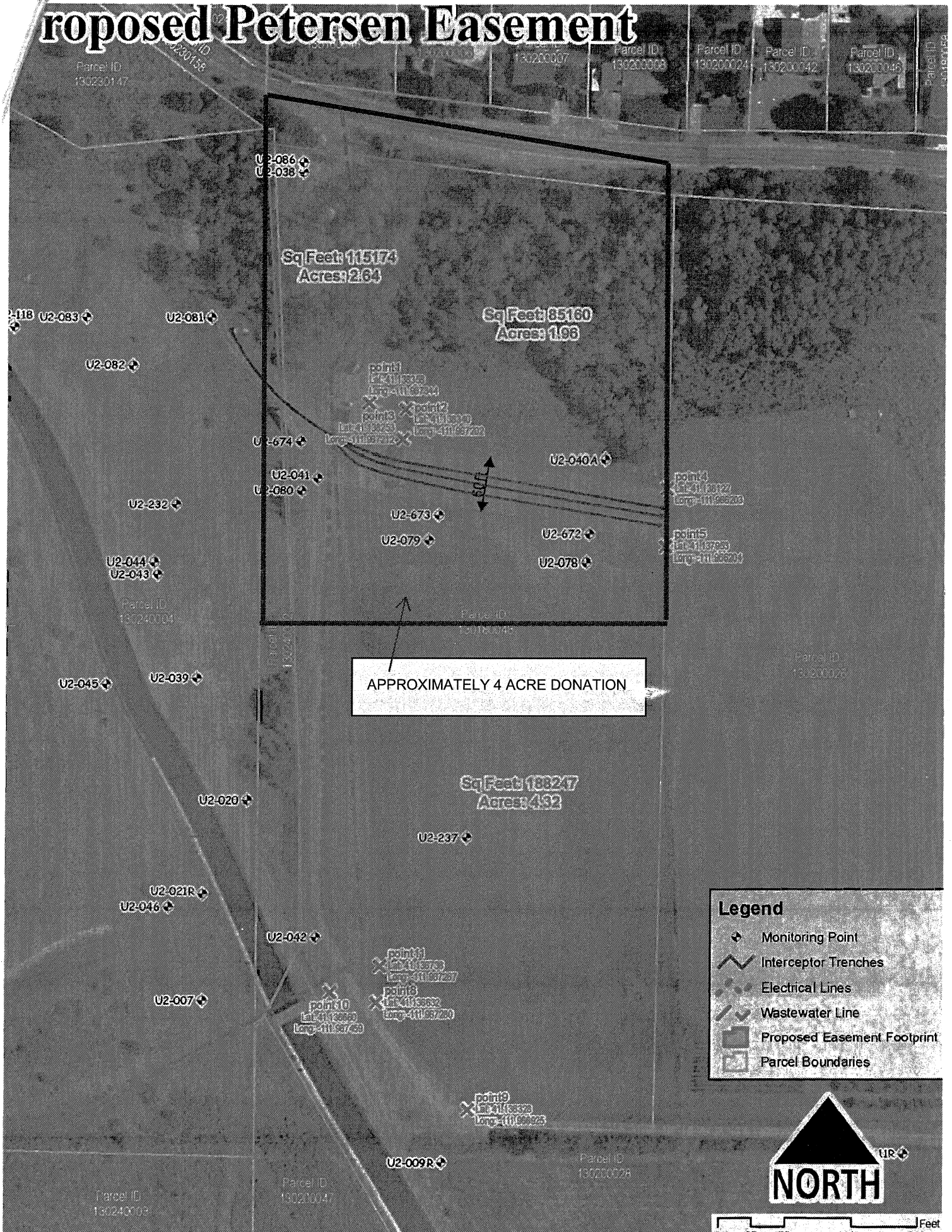
1/4 Acre Donation in Blue

1999 Petersen Donation

925




# Proposed Petersen Easement



**Legend**

- ⊕ Monitoring Point
- Interceptor Trenches
- - - Electrical Lines
- ~ Wastewater Line
- ▭ Proposed Easement Footprint
- ▭ Parcel Boundaries





## FUND REVENUE SUMMARY

Fund	Fund Title	2013 - 14 Actual	2014 - 15 Actual	2015 - 16 Actual	2016 - 17 Estimate	2016 - 17 Budget	2017 - 18 Budget
10	General	1,892,066	2,195,616	2,228,856	2,174,373	2,648,000	3,034,000
20	Recreation	280,047	274,588	278,379	277,109	288,600	295,800
25	Country Fair Days	46,373	33,220	44,953	51,304	47,275	47,300
45	Capital Projects	139,761	625,550	476,992	213,392	307,000	2,087,000
51	Water	1,039,740	1,050,430	1,089,097	1,430,408	1,263,500	1,318,000
52	Sewer	542,602	783,219	1,504,845	1,058,778	1,018,500	995,500
53	Sanitation	343,422	346,868	279,087	345,648	329,000	343,000
54	Storm Drain	30,635	148,215	122,716	446,100	287,700	231,500
21	Sewer Impact	74,928	73,563	88,319	116,219	148,000	50,000
22	Storm Drain Impact	31,920	30,784	54,607	141,018	139,000	55,500
23	Park Impact	34,190	35,269	35,773	15,022	34,000	34,000
24	Road Impact	33,072	32,375	41,935	32,423	97,500	31,000
26	Water Impact	35,568	63,392	88,339	60,980	233,000	81,400
27	Recreation Impact	39,198	35,092	34,184	43,558	65,200	13,000
29	Public Safety Impact	6,048	5,934	7,270	35,659	23,200	10,000
		<u>4,569,568</u>	<u>5,734,112</u>	<u>6,375,351</u>	<u>6,441,991</u>	<u>6,929,475</u>	<u>8,627,000</u>

Account No.	Account Title	2013 - 14 Actual	2014- 15 Actual	2015 - 16 Actual	2016 - 17 Estimate	2016 - 17 Budget	2017 - 18 Budget
<b>GENERAL FUND REVENUES</b>							
<b>TAXES</b>							
10-31-100	Current Year Property Taxes	304,481	335,157	307,780.47	311,961	311,000	314,000
10-31-120	Prior Year Property Taxes	0	2,445	13,705.43	4,334	3,700	5,000
10-31-200	Fee In Lieu - Vehicle Reg	18,580	0	32,400.83	27,749	30,000	30,000
10-31-300	Sales and Use Taxes	747,272	776,125	846,961.37	880,262	778,000	880,000
10-31-310	Franchise/Other	328,615	313,078	344,520.62	334,727	330,000	335,000
	Total Taxes:	1,398,948	1,426,804	1,545,369	1,559,034	1,452,700	1,564,000
<b>LICENSES AND PERMITS</b>							
10-32-100	Business Licenses and Permits	14,436	13,386	15,101.00	12,097	13,600	4,000
10-32-210	Building Permits	161,720	184,034	219,135.64	164,020	170,000	200,000
10-32-310	Excavation Permits	0	0	0.00	5,337	0	5,000
	Total Licenses and Permits:	176,156	197,419	234,237	181,453	353,600	429,000
<b>INTERGOVERNMENTAL REVENUE</b>							
10-33-400	State Grants	6,149	2,000	3,500.00	0	0	3,600
10-33-560	Class "C" Road Fund Allotment	160,807	195,435	215,354.24	199,120	195,000	200,000
10-33-580	State Liquor Fund Allotment	4,163	4,337	4,063.77	4,551	4,000	4,500
	Total Intergovernmental Revenue:	171,119	201,772	222,918	203,671	199,000	208,100
<b>CHARGES FOR SERVICES</b>							
10-34-100	Zoning & Subdivision Fees	10,345	8,826	20,106.78	17,180	10,000	12,000
10-34-105	Subdivision Review Fees	0	0	58,876.35	48,373	30,000	50,000
10-34-250	Bldg. Rental/Park Use (Bowery)	1,625	1,625	1,862.00	1,510	1,000	0
10-34-270	Developer Pmts for Improv	0	0	0.00	14,960	0	0
10-34-730	History Books	95	0	0.00	0	0	0
10-34-760	Youth City Council	(265)	0	0.00	152	0	0
	Total Charges for Services:	11,800	10,451	80,845	82,175	41,000	62,000
<b>FINES AND FORFEITURES</b>							
10-35-100	Fines	113,949	112,913	121,390.38	84,721	117,000	85,000
	Total Fines and Forfeitures:	113,949	112,913	121,390	84,721	117,000	85,000

**MISCELLANEOUS REVENUE**

10-36-100	Interest Earnings	15,414	5,560	6,541.86	10,023	5,000	10,000
10-36-300	Newsletter Sponsors	200	100	150.00	150	100	0
10-36-400	Sale of Assets	0	4,055	8,388.00	2,500	0	0
10-36-900	Sundry Revenue	3,189	26,167	6,691.88	10,047	5,000	5,000
Total Miscellaneous Revenue:		<u>18,803</u>	<u>35,882</u>	<u>21,772</u>	<u>22,720</u>	<u>10,100</u>	<u>15,000</u>

**CONTRIBUTIONS AND TRANSFERS**

10-39-100	Fire Agreement/Job Corps	0	0	0.00	3,580	3,500	3,500
10-39-110	Fire Agreement/County	1,291	805	2,325.31	1,021	1,000	1,000
10-39-300	Transfer for Administrative Services	0	0	0.00	0	0	104,400
10-39-800	Transfer from Impact Fees	0	0	0.00	35,999	0	10,000
10-39-900	Contribution from GF Surplus	0	209,571	0.00	0	0	0
	Contribution from Class "C" Restricted	0	0	0.00	0	470,100	552,000
Total Contributions and Transfers:		<u>1,291</u>	<u>210,376</u>	<u>2,325</u>	<u>40,600</u>	<u>474,600</u>	<u>670,900</u>
		<u>1,892,066</u>	<u>2,195,616</u>	<u>2,228,856</u>	<u>2,174,373</u>	<u>2,648,000</u>	<u>3,034,000</u>

Dept.	Department Title	2013 - 14 Actual	2014 - 15 Actual	2015 - 16 Actual	2016 - 17 Estimate	2016 - 17 Budget	2017 - 18 Budget
10-41	Legislative	56,112	56,468	48,696	43,215	55,900	61,000
10-42	Judicial	133,596	128,425	135,750	82,341	129,800	103,000
10-43	Administrative	668,396	1,248,620	1,206,658	817,326	907,100	1,017,000
10-54	Public Safety	143,853	151,205	153,946	159,903	166,000	175,000
10-57	Fire	103,312	129,831	129,173	200,218	218,520	334,000
10-58	Zoning	60,536	61,425	71,223	76,378	81,000	226,000
10-60	Streets	188,027	160,507	184,320	174,441	181,700	197,000
10-61	Class "C" Roads	47,734	172,844	74,548	113,734	665,100	752,000
10-70	Parks	99,273	163,763	142,379	59,273	151,900	169,000
		1,500,839	2,273,089	2,146,694	1,726,831	2,557,020	3,034,000

# ADMINISTRATIVE SERVICES DEPARTMENT

## FY 2017-2018

---

The Administrative Department's mission is to serve as the focal point of the day-to-day operations and administrations of the City while implementing and enacting the policies of the Mayor and Council, carrying out directives of the City Manager through staff and contract relationships, and providing quality services to its residents and the businesses in South Weber City.

### **Highlights of 2016-2017**

- Administrative staff will continue to participate in professional associations and conferences.
- Maintained working relationship with Davis County regarding elections.
- Conversion of utility billing paper documents to electronic documents.
- Updated utility billing section for improved service delivery.
- A comprehensive restructure of staff responsibilities and assignments for enhanced productivity and proficiency.
- Contracted with a new auditor and reduced the cost by half.
- Purchased document management software to make city records paperless.
- Impact Fee Facilities Plan and Impact Fee Analysis completed on culinary water.
- Implemented new timekeeping module software to track employees' hours.
- Updated business licensing provisions to allow for new business in the City.

### • **Projects and Changes for 2017-2018**

- Administrative staff will continue to participate in professional associations and conferences.
- Preserve working relationship with Davis County regarding municipal elections.
- Impact Fee studies and utility rate studies completed.
- Transition the subdivision process to a paperless/digital system
- New Budget Section for Planning/Engineering Department

ADMINISTRATIVE			
10-43-110	Full Time Employee Salaries		293,000
	<i>City Mgr., Finance Dir., Treasurer, Recorder, and Util Billing clerk</i>		
10-43-120	Part-time Employee Wages		55,000
	<i>Office Assistant, Administrative Clerk, and Recording Secretary</i>		
10-43-125	Employee Incentive		0
10-43-130	Employee Benefit - Retirement		69,000
10-43-131	Employee Benefit-Employer FICA		26,600
10-43-133	Employee Benefit - Work. Comp.		1,200
10-43-134	Employee Benefit - UI		4,500
10-43-135	Employee Benefit- Health Ins		86,000
10-43-136	HRA Reimbursement - Health Ins		4,000
10-43-137	Employee Testing		0
10-43-140	Uniforms		1,000
10-43-210	Books/Subscriptions/Membership		3,400
	<i>Memberships in Professional Organizations and Subscriptions</i>		
	UCMA, ICMA, AICPA, ULCT, UGFOA, Standard Examiner, etc.		
10-43-220	Public Notices		5,500
	<i>Notices published in the Standard Examiner</i>		
10-43-230	Travel & Training		15,500
	<i>Charges for conferences, educational materials, &amp; employee travel</i>		
	ULCT Spring and Fall Conferences	2,000	
	UCMA Conference	1,000	
	UGFOA Conference (2)	2,400	
	GFOA Conference	1,500	
	UMCA	1,000	
	UAPT	700	
	ICMA Conference	3,500	
	Caselle Conference	1,200	
	Other trainings - 1-2 day local	2,700	
10-43-240	Office Supplies & Expense		5,000
	<i>Copier Supplies, Postage, and general office supplies</i>		
10-43-251	Equipment - Operating Supplies and Maintenance		3,000
	<i>Upkeep or repair of equipment and operating supplies</i>		

10-43-256	Fuel Expense		500
10-43-262	General Government Buildings <i>Maintenance of City Hall</i>		8,000
	Janitorial Services	3,000	
	Fire Ext., flags, misc.	2,000	
	Other	2,000	
10-43-270	Utilities <i>Electricity, Natural Gas and Recycling expenses for City Hall</i>		4,000
10-43-280	Telephone <i>Comcast services and Cellphone Allowances</i>		13,000
10-43-308	Professional & Tech. - I.T.		13,000
	Executech	8,400	
	Infobytes	3,600	
	Other	1,000	
10-43-309	Professional & Tech. - Auditor		10,000
10-43-310	Professional & Tech. - Planner (Moved to Planning & Zoning Dept.)		0
10-43-311	Professional & Tech. - Eco Dev/ Comm Fundraising (Moved to Planning & Zoning Dept.)		0
10-43-312	Professional & Tech. - Engineer (Moved to Planning & Zoning Dept.)		0
10-43-313	Professional & Tech. - Attorney		25,000
10-43-314	Ordinance Codification		1,800
10-43-316	Elections <i>Municipal Election run by County</i>		8,000
10-43-319	Professional & Tech. - Subd. Reviews (Moved to Planning & Zoning Dept.)		0
10-43-329	City Manager Fund <i>Special activities at City Manager's discretion</i>		3,000
10-43-350	Software Maintenance <i>Software maintenance contracts</i>		12,000
	Caselle Software	2,400	
	Laserfische	1,500	
	Office 365/email/backup	7,200	
	Domain Name/ Misc.	900	
10-43-510	Insurance & Surety Bonds <i>General Liability and Property Insurance</i>		45,000
10-43-550	Banking Charges <i>Bank charges and fees and credit card transaction fees</i>		2,000

10-43-610	Miscellaneous		4,000
	<i>Unclassified unanticipated expenses</i>		
10-43-625	Cash over and short		0
10-43-740	Equipment Purchases		11,600
	<i>Computer upgrades and software</i>		
	Replace 3 computers	3,600	
	EOC Changes	5,000	
	CM Laptop	2,000	
	Paper Folder	1,000	
10-43-841	Transfer to Recreation Fund		146,800
10-43-910	Transfer to Cap. Proj. Fund		136,600



Account No.	Account Title	2013 - 14 Actual	2014 - 15 Actual	2015 - 16 Actual	2016 - 17 Estimate	2016 - 17 Budget	2017 - 18 Budget
<b>ADMINISTRATIVE</b>							
10-43-110	Full Time Employee Salaries	89,628	145,546	237,543	202,113	204,000	293,000
10-43-120	Part-time Employee Wages	11,839	42,225	12,159	11,884	12,700	55,000
10-43-125	Employee Incentive	318	0	0	0	0	0
10-43-130	Employee Benefit - Retirement	17,351	28,557	45,782	42,401	47,800	69,000
10-43-131	Employee Benefit-Employer FICA	7,949	15,589	18,259	16,900	16,500	26,600
10-43-133	Employee Benefit - Work. Comp.	970	1,828	3,151	516	3,500	1,200
10-43-134	Employee Benefit - UI	967	817	3,500	3,000	3,000	4,500
10-43-135	Employee Benefit - Health Ins.	15,361	39,335	34,189	41,729	45,000	86,000
10-43-136	HRA Reimbursement - Health Ins	8	150	4,100	3,150	4,000	4,000
10-43-137	Employee Testing	0	0	0	200	0	0
10-43-140	Uniforms	0	0	0	693	1,000	1,000
10-43-210	Books/Subscriptions/Membership	4,805	6,955	3,650	3,355	3,600	3,400
10-43-220	Public Notices	4,234	3,790	4,802	7,231	4,000	5,500
10-43-230	Travel and Training	9,073	9,928	10,148	11,642	11,000	15,500
10-43-240	Office Supplies & Expense	14,096	9,044	9,582	5,236	10,000	5,000
10-43-251	Equipment - Oper. Supplies and Maint.	6,089	2,096	2,437	3,049	3,500	3,000
10-43-256	Fuel Expense	0	0	0	357	500	500
10-43-262	General Government Buildings	28,434	8,306	7,674	7,830	9,000	8,000
10-43-270	Utilities	4,499	4,546	4,402	4,199	5,000	4,000
10-43-280	Telephone	11,205	11,464	13,434	12,725	13,000	13,000
10-43-308	Professional & Tech. - I.T.	23,935	23,556	11,606	11,149	12,200	13,000
10-43-309	Professional & Tech. - Auditor	11,001	23,355	18,985	10,000	19,000	10,000
10-43-310	Professional & Tech. - Planner	0	17,206	8,202	6,043	7,000	0
10-43-311	Professional & Tech. - Eco Dev/Comm Fd	0	0	0	2,190	5,000	0
10-43-312	Professional & Tech. - Engineer	41,723	33,854	12,864	22,529	12,000	0
10-43-313	Professional & Tech. - Attorney	19,780	19,300	24,014	20,863	30,000	25,000
10-43-314	Ordinance Codification	3,604	1,407	1,500	1,580	1,500	1,800
10-43-316	Elections	7,884	0	5,153	0	0	8,000
10-43-319	Professional & Tech. - Subd. Reviews	0	0	38,957	51,423	30,000	0
10-43-329	City Manager Fund	311	724	756	2,100	2,000	3,000
10-43-350	Software Maintenance	0	5,923	5,358	10,965	8,500	12,000
10-43-510	Insurance & Surety Bonds	40,583	38,037	39,640	47,932	40,000	45,000
10-43-550	Banking Charges	0	445	1,726	1,991	2,000	2,000
10-43-610	Miscellaneous	12,314	4,779	3,474	1,059	4,000	4,000
10-43-625	Cash over and short	0	723	(15)	21	0	0

10-43-740	Equipment Purchases	674	17,132	11,627	21,273	21,800	11,600
10-43-841	Transfer to Recreation Fund	140,000	121,936	140,000	0	87,400	146,800
10-43-910	Transfer to Cap. Proj. Fund	139,761	610,070	468,000	228,000	227,600	136,600
		<hr/>	<hr/>	<hr/>	<hr/>	<hr/>	<hr/>
		668,396	1,248,620	1,206,658	817,326	907,100	1,017,000

# CAPITAL PROJECTS FUND

## FY 2017-2018

---

The Capital Projects Fund was created as a mechanism to provide for the purchase or construction of capital assets valued at \$10,000.00 or more where the asset life is more than 3 years, and the item is capitalized or depreciated. The most common types of capital projects are infrastructural: parks, streets, facilities, heavy equipment, and/or the purchase of land. Capital projects are financed by public funds, bonds, grants, loans, existing cash reserves, and impact fees as determined and directed by the South Weber City Council.

CAPITAL PROJECTS			
45-57-740	Fire - Purchase of Equipment		160,000
	Restrict additional fund balance for new truck	85,000	
	Equip New Fire Truck	75,000	
45-60-720	Streets - Building		92,000
	Salt Shed	52,000	
	Vehicle Wash Bay	10,000	
	Shop Site Study	30,000	
45-60-730	Streets - Improvements Other Than Buildings		494,000
	Sidewalk - South Weber Drive	86,000	
	1250 E Rebuild	238,000	
	475 Overpass	170,000	
45-70-730	Parks - Improvements Other than Buildings		40,000
	Trail Construction	10,000	
	Digital Marque @ 1600 South Weber Dr.	30,000	
45-70-740	Parks - Purchase of Equipment		0

Account No.	Account Title	2013 - 14 Actual	2014 - 15 Actual	2015 - 16 Actual	2016 - 17 Estimate	2016 - 17 Budget	2017 - 18 Budget
<b>CAPITAL PROJECTS</b>							
<b>REVENUES</b>							
<b>45-33-400</b>	State Grants	0	0	0	0	29,000	0
45-34-440	Contributions	0	0	0	0	0	0
45-34-445	Contributions - Restricted	0	1,267	1,228	503	1,000	0
45-36-100	Interest Income	0	2,878	7,764	12,889	3,000	6,400
45-36-110	Gain on Sale of Assets	0	11,334	0	0	0	1,300,000
45-39-389	Beginning Fund Balance to be Appropriated	0	0	0	0	46,400	644,000
45-39-390	Transfer from General Fund	139,761	610,070	468,000	200,000	227,600	136,600
		139,761	625,550	476,992	213,392	307,000	2,087,000

Account No.	Account Title	2013 - 14 Actual	2014 - 15 Actual	2015 - 16 Actual	2016 - 17 Estimate	2016 - 17 Budget	2017 - 18 Budget
<b>CAPITAL PROJECTS</b>							
45-40-700	Shop Expenditures	10,249	0	0	0	0	0
45-40-740	General Capital Expenditures	31,701	74,855	179	0	0	0
45-40-760	Street Overlay/Restore Curb & gutter	28,939	0	0	0	0	0
45-43-740	Administrative - Purchase of Equipment	0	0	15,005	0	0	0
45-57-740	Fire - Purchase of Equipment	0	85,000	0	95,000	85,000	160,000
45-60-720	Streets - Buildings	0	0	0	1,902	62,000	92,000
45-60-730	Streets - Improvements Other than Bldgs.	0	0	22,020	85,310	86,000	494,000
45-40-750	Streets - Equipment	0	0	141,113	0	0	0
45-70-730	Parks - Improvements Other than Buildings	0	0	133,541	152,960	40,000	40,000
45-70-740	Parks - Purchase of Equipment	0	0	7,251	34,000	34,000	0
	Contribution to Fund Balance						1,300,000
		70,889	159,855	319,108	369,171	307,000	2,086,000

# COUNTRY FAIR DAYS FUND

## FY 2017-2018

---

The Country Fair Days Fund was created to sustain a successful week long annual community celebration. The Country Fair Days Event is a traditional and cultural icon of South Weber City, its residents, visitors that is widely known throughout both Davis and Weber Counties as a representative symbol of the City's heritage. which includes a variety of events. The week long Country Fair Days festivities include, but are not limited to, a Monday Evening Dinner, a parade, fireworks show, the "Buckaroo Rodeo," and many other enjoyable activities.

COUNTRY FAIR DAYS		
<b>COUNTRY FAIR DAYS EXPENDITURES</b>		
25-72-500	Monday Dinner <i>Turkey Dinner - 1300 participants</i>	7,500
25-72-501	Golf Tournament <i>18 hole tournament at Riverside Golf Course - 20 foursomes</i> Includes Cart, lunch, and shirt	4,250
25-72-502	3 on 3 Basketball <i>5 age groups ranging from 3rd grade thru high school and Open</i> 120 Participants Cost of Shirts	600
25-72-503	Baby Contest & Little Miss	0
25-72-504	Kid-K Fun Run <i>1 mile run - 300 participants</i> Cost of shirts	2,200
25-72-505	Richard Bouchard Memorial Run <i>5 and 10 k runs, and walk</i> Cost of food, awards shirts, etc.	6,000
25-72-506	Rodeo <i>Little Buckaroo rodeo at fairgrounds</i>	1,000
25-72-507	Parade	700
25-72-508	Adult Anything Goes <i>12 events with teams of 6</i>	0
25-72-509	Youth Anything Goes <i>5 Events with teams of 6 - 250+ participants</i>	750
25-72-510	Fireworks <i>Fireworks display put on by the Fire Department</i> <i>Sponsored by Staker/Parsons</i>	4,000
25-72-511	Entertainment <i>Cost of performers, sound system and DJ., and movie</i>	4,250
25-72-512	Equipment Rentals <i>Tables, chairs, Port-A-Pottys, stage, and barricades</i>	4,000
25-72-513	Shirts <i>Shirts of CFD staff &amp; volunteers</i>	300
25-72-515	Promo Printing/Mailing Supplies	700



	<i>Posters, Insert flyers, and parade programs</i>	
25-72-516	Food Wagon <i>Cost of items prepared and sold at Coke wagon</i>	4,000
25-72-517	Misc. Supplies	1,000
25-72-518	Equipment Purchases	0
25-72-519	South Weber Idol	0
25-72-520	Eating Contest	
25-72-521	Car Show <i>25-30 Cars on display</i> Cost of cash prizes and gift baskets	200
25-72-523	Booths <i>25 booths which include wood floor and tarp covering</i>	400
25-72-524	Swim Party	750
25-72-525	Ice	1,000
25-72-526	Make A Deal	3,500
25-72-528	Old Timers Baseball Game	200
25-72-600	Budgeted Increase in Fund Balance	0

Account No.	Account Title	2013 - 14 Actual	2014 - 15 Actual	2015 - 16 Actual	2016 - 17 Estimate	2016 - 17 Budget	2017 - 18 Budget
<b>COUNTRY FAIR DAYS</b>							
<b>COUNTRY FAIR DAYS REVENUE</b>							
25-34-800	CFD Donations	14,651	6,050	17,092	18,636	13,650	18,800
25-34-900	Monday Night Dinner	6,778	5,465	6,560	5,955	7,500	7,500
25-34-901	Golf Tournament	3,370	2,924	2,988	1,783	4,250	4,250
25-34-902	3 on 3 Basketball	400	120	1,310	1,020	1,000	1,000
25-34-903	Baby Contest & Little Miss	432	551	556	0	0	0
25-34-904	Kid-K-Fun Run	1,505	1,473	2,146	1,921	2,200	2,200
25-34-905	Richard Bouchard Memorial Run	4,469	4,386	5,605	4,862	6,000	6,000
25-34-906	Rodeo	1,004	774	1,365	860	1,300	1,300
25-34-907	Parade	0	0	0	0	0	0
25-34-908	Adult Anything Goes	820	(36)	0	0	0	0
25-34-909	Youth Anything Goes	1,266	842	761	558	750	750
25-34-910	Coke Wagon & Ice	4,651	4,648	4,684	3,443	4,650	4,650
25-34-911	Booths	815	860	795	1,180	800	800
25-34-912	CFD - Youth Dance	0	0	0	0	125	0
25-34-919	South Weber Idol	95	61	45	75	50	50
25-34-921	Car Show	0	0	0	0	0	0
25-34-922	Dutch Oven	0	0	0	0	0	0
25-34-923	Eating Contest	116	104	0	0	0	0
25-37-100	Interest Earnings	0	0	45	10	0	0
Total Country Fair Days Revenue:		40,373	28,220	43,953	40,304	42,275	47,300
<b>CONTRIBUTIONS AND TRANSFERS</b>							
25-39-470	Transfer from General Fund	6,000	5,000	1,000	11,000	5,000	0
25-39-500	Contribution from Fund Balance	0	0		0	0	0
Total Contributions and Transfers:		6,000	5,000	1,000	11,000	5,000	0
		<u>46,373</u>	<u>33,220</u>	<u>44,953</u>	<u>51,304 *</u>	<u>47,275</u>	<u>47,300</u>

Account No.	Account Title	2013 - 14 Actual	2014 - 15 Actual	2015 - 16 Actual	2016 - 17 Estimate	2016 - 17 Budget	2017 - 18 Budget
<b>COUNTRY FAIR DAYS</b>							
25-72-500	Monday Dinner	11,685	14,202	9,928	6,441	7,500	7,500
25-72-501	Golf Tournament	3,495	4,142	3,166	2,234	4,250	4,250
25-72-502	3 on 3 Basketball	0	265	974	895	600	600
25-72-503	Baby Contest & Little Miss	1,314	914	996	0	0	0
25-72-504	Kid-K Fun Run	269	1,055	2,208	2,114	2,200	2,200
25-72-505	Richard Bouchard Memorial Run	1,749	2,910	5,802	5,182	6,000	6,000
25-72-506	Rodeo	1,227	1,265	1,273	1,277	1,000	1,000
25-72-507	Parade	0	451	39	67	700	700
25-72-508	Adult Anything Goes	980	462	495	0	0	0
25-72-509	Youth Anything Goes	1,106	1,444	704	838	750	750
25-72-510	Fireworks	0	4,000	4,000	4,000	4,000	4,000
25-72-511	Entertainment	1,500	4,250	2,350	2,895	4,250	4,250
25-72-512	Equipment Rentals	3,334	2,835	4,153	6,026	4,000	4,000
25-72-513	Shirts	6,959	6,808	467	0	300	300
25-72-515	Promo Printing/Mailing Supplies	678	712	276	59	700	700
25-72-516	Food Wagon	3,472	4,422	2,576	2,513	4,000	4,000
25-72-517	Misc. Supplies	3,861	1,779	5,413	2,939	1,000	1,000
25-72-518	Equipment Purchases	0	648	0	4,000	0	0
25-72-519	South Weber Idol	1,000	0	6	5	0	0
25-72-520	Eating contest	279	268	0	0	0	0
25-72-521	Car Show	150	200	130	165	200	200
25-72-523	Booths	270	492	159	268	400	400
25-72-524	Swim Party	0	700	700	0	750	750
25-72-525	Ice	0	175	349	328	1,000	1,000
25-72-526	Make A Deal	0	0	3,800	2,943	3,500	3,500
25-72-528	Old Timers Baseball Game	0	0	65	100	175	200
25-72-600	Budgeted Increase in Fund Balance				6,000	0	0
		43,327	54,400	50,029	51,290	47,275	47,300

# CLASS “C” ROAD FUND

## FY 2017-2018

---

In 1937 The Utah State Legislature established a funding program called the Class “B” (counties) & “C” (municipalities) as a means of providing assistance to counties and municipalities for the improvement of roads and streets throughout the state. These Funds differ from ordinary local revenues inasmuch as they are subject to administrative direction by the State in accordance with legislative provision. The Utah Department of Transportation (UDOT) is the administrative authority on behalf of the State.

The UDOT **B & C Regulations Document** designates the regulations which are acceptable to the Utah Department of Transportation (UDOT) in the administration of funds for counties, cities, and towns provided for by the Utah Legislature. Roads and streets that are eligible for Class B and C funding must be under the jurisdiction and control of a county or municipality.

In order to qualify for Class “B” & “C” road money, maintenance eligible roads and streets must be maintained to a minimum standard or higher.

CLASS "C" ROADS			
10-61-110	Full-Time Employee Salaries		28,000
10-61-130	Employee Benefit - Retirement		7,000
10-61-131	Employee Benefit-Employer FICA		2,200
10-61-133	Employee Benefit - Work. Comp.		900
10-61-134	Employee Benefit - UI		400
10-61-135	Employee Benefit - Health Ins.		6,900
10-61-256	Fuel Expense		4,000
10-61-411	Snow Removal Supplies		32,600
	<i>Salt and plow bars (consumables)</i>		
10-61-425	Street Sealing		165,500
10-61-730	Street Projects		504,500
	Heather Cove	322,500	
	Daniel Drive	182,000	

Account No.	Account Title	2013 - 14 Actual	2014 - 15 Actual	2015 - 16 Actual	2016 - 17 Estimate	2016 - 17 Budget	2017 - 18 Budget
<b>CLASS "C"</b>							
10-61-110	Full-Time Employee Salaries	8,433	8,766	14,473	21,843	16,000	28,000
10-61-130	Employee Benefit - Retirement	1,712	1,862	2,960	4,311	3,900	7,000
10-61-131	Employee Benefit-Employer FICA	632	666	1,067	1,612	1,300	2,200
10-61-133	Employee Benefit - Work. Comp.	181	184	453	516	500	900
10-61-134	Employee Benefit - UI	36	36	300	300	300	400
10-61-135	Employee Benefit - Health Ins.	48	17	1,232	2,534	2,100 *	6,900
10-61-256	Fuel Expense	0	0	0	3,599	500	4,000
10-61-411	Snow Removal Supplies	36,691	7,192	38,884	26,214	29,500	32,600
10-61-425	Street Sealing	0	102,423	594	157,628	155,000	165,500
10-61-730	Street Projects	0	51,698	14,586	0	456,000	504,500
		47,734	172,844	74,548	218,557	665,100	752,000

# JUSTICE COURT

## FY 2017-2018

---

The South Weber Justice Court is charged with improving the quality of life for the residents and non-residents who frequent South Weber City by providing justice court services. The South Weber City Justice Court has jurisdiction to adjudicate motor vehicle and traffic violations, infractions committed within South Weber City's corporate boundaries, Class "B" & "C" misdemeanors committed within South Weber City's corporate boundaries, violations of municipal ordinances, Division of Wildfire Resources violations, small claims cases with cap of \$10,000.00 in which the defendant resides in or the debt arises within the City's corporate boundaries

The South Weber City Justice Court is dedicated to the professional development of its judge, prosecutor, public defender, and court clerks. On November 10, 2016, the South Weber City Justice Court was found to be in complete compliance with the standards, regulations, and guidelines of the Administrative Office of the Courts (AOC). The South Weber Justice Court is a Class 3 court.

JUDICIAL			
10-42-004	Judge Salary		15,000
10-42-120	Full-time Employee Salaries		44,000
10-42-130	Employee Benefit - Retirement		13,000
10-42-131	Employee Benefit-Employer FICA		4,500
10-42-133	Employee Benefit - Work. Comp.		100
10-42-134	Employee Benefit - UI		700
10-42-135	Employee Benefit - Health Ins.		7,400
10-42-210	Books/Subscriptions/Membership Utah State Code books		500
10-42-230	Travel and Training <i>Charges for conferences, educational materials, &amp; employee travel</i>		3,100
	Admin. Office of Courts - Fall	1,400	
	Admin. Office of Courts - Spring	400	
	BCI Conference	700	
	Judge	400	
	Local training	200	
10-42-240	Office Supplies & Expense <i>Normal office supplies, postage and copying</i>		850
10-42-243	Court Refunds		0
10-42-313	Professional/Tech. - Attorney <i>Contracted Service for City Prosecutor</i>		7,600
10-42-317	Professional/Technical-Bailiff <i>Contracted Service with County Sheriff's Office</i>		4,000
10-42-350	Software Maintenance <i>Software maintenance contracts</i>		750
10-42-550	Banking Charges <i>Bank charges and fees and credit card transaction fees</i>		1,000
10-42-610	Miscellaneous Judge cell phone allowance		500
10-42-980	St. Treasurer Surcharge <i>Surcharge paid to State on citations</i>		0



Account NO.	Account Title	2013 - 14 Actual	2014 - 15 Actual	2015 - 16 Actual	2016 - 17 Estimate	2016 - 17 Budget	2017 - 18 Budget
<b>JUDICIAL</b>							
10-42-004	Judge Salary	13,000	13,041	14,067.56	13,797	14,000	15,000
10-42-120	Employee Salaries	50,873	44,732	37,412.56	35,321	33,000	44,000
10-42-130	Employee Benefit - Retirement	6,191	11,156	10,454.44	13,137	11,000	13,000
10-42-131	Employee Benefit-Employer FICA	4,837	4,430	3,938.46	3,758	4,000	4,500
10-42-133	Employee Benefit - Work. Comp.	111	96	122.22	76	200	100
10-42-134	Employee Benefit - UI	787	(24)	700.00	700	700	700
10-42-135	Employee Benefit - Health Ins.	0	666	0.00	0	0	7,400
10-42-210	Books/Subscriptions/Membership	32	494	452.61	510	500	500
10-42-230	Travel & Training	1,173	1,195	1,614.78	2,129	2,400	3,100
10-42-240	Office Supplies & Expense	1,462	1,426	943.41	850	1,000	850
10-42-243	Court Refunds	375	540	435.00	75	0	0
10-42-313	Professional/Tech. - Attorney	4,000	4,892	6,722.06	7,050	7,400	7,600
10-42-317	Professional/Technical-Bailiff	2,975	3,675	3,675.00	3,188	4,000	4,000
10-42-350	Software Maintenance	0	469	293.10	545	500	750
10-42-550	Banking charges	0	495	975.64	1,034	600	1,000
10-42-610	Miscellaneous	1,815	770	5,337.26	171	500	500
10-42-980	State Treasurer Surcharge	45,966	40,373	48,605.62	0	50,000	0
		133,596	128,425	135,750	82,341	129,800	103,000

# FIRE DEPARTMENT

## FY 2017-2018

---

The Mission of the South Weber City Fire Department is: to protect lives, preserve property and stabilize incidents involving fire, medical emergencies and other dangerous conditions. The South Weber City Fire Department is dedicated to sustaining the health, safety, and wellness of the residents of South Weber City.

The Fire Departments Core Values are:

To **Prepare** effectively for Fire and Emergency Medical Response (EMS).

To **Engage** in bettering the community we serve.

To **Affect** the lives of those we serve in a positive manner.

To **Respond** professionally always.

To **Live** and uphold the oath of which we are sworn.

The South Weber City Fire Department is a part-time/volunteer department with a geographic response area of the City, that includes Highway 89, Interstate 84, and the Weber Basin Job Corps. The South Weber City Fire Department is committed to the assistance of neighboring Cities, Counties, and Hill Air Force Base through automatic and mutual aid agreements. The South Weber City Fire Department is also charged with the responsibility of code enforcement in order to promote and maintain a safe, desirable living and working environment; and to preserve and improve the quality of the community by administering a fair and unbiased compliance program to correct issues of municipals code compliance and the adherence to land use requirements.

FIRE			
10-57-120	Part-time Employee Wages		135,000
	Chief, 3 Captains, Emts & Firefighters		
10-57-131	Employee Benefit-Employer FICA		11,000
10-57-133	Employee Benefit - Work. Comp.		5,000
10-57-134	Employee Benefit - UI		1,000
10-57-137	Employee Testing		100
10-57-140	Uniforms		8,000
10-57-210	Books, Subscriptions, and Memberships		2,300
	<i>Memberships in Professional Organizations and Subscriptions</i>		
10-57-230	Travel and Training		17,200
	Emt School	2,500	
	Fire Certifications & Recertifications	5,000	
	Fire Prevention	1,200	
	Fire School	2,500	
	Miscellaneous	6,000	
10-57-240	Office Supplies & Expense		1,000
	<i>Copier Supplies, Postage, and general office supplies</i>		
10-57-250	Equipment Supplies & Maint.		22,400
	<i>Upkeep or repair of equip. and oper. supplies, including fuel and oil</i>		
10-57-256	Fuel Expense		3,100
10-57-260	Building Supplies and Maint.		12,000
	<i>Upkeep of Fire Station</i>		
10-57-270	Utilities		7,000
	<i>Electricity and Natural Gas expenses</i>		
10-57-280	Telecom		4,700
	<i>Cable, air cards and cellphone expenses</i>		
10-57-350	Software Maintenance		2,800
	<i>Software maintenance contracts</i>		
	Caselle Software	600	
	Image Trend (New NFIRS software & setup)	2,200	
10-57-370	Professional & Tech. Services		16,300
	Medical Director	2,000	
	UCAN Fees for Radios	7,800	
	Dispatch Fees	6,500	
10-57-450	Special Public Safety Supplies		38,700

	<i>Supplies purchased which are peculiar to the Fire department.</i>		
	<i>Includes turnouts, hoses, EMT supplies, etc.</i>		
10-57-530	Interest Expense - Bond		7,800
	28% Fire, 72% Recreation - (Impact Fees when available)		
10-57-550	Banking Charges		500
10-57-610	Miscellaneous		0
10-57-620	Health & Wellness Expenses		2,800
	Mandatory baseline testing		
10-57-745	Equipment Costing Over \$500		12,000
10-57-811	Sales Tax Rev Bond - Principal		23,300
	28% Fire, 72% Recreation		

Account No.	Account Title	2013 - 14 Actual	2014 - 15 Actual	2015 - 16 Actual	2016 - 17 Estimate	2016 - 17 Budget	2017 - 18 Budget
<b>FIRE</b>							
10-57-120	Part-time Employee Wages	40,381	34,812	32,952.29	88,267	103,120	135,000
10-57-131	Employee Benefit-Employer FICA	3,089	2,663	2,520.90	10,199	10,000	11,000
10-57-133	Employee Benefit - Work. Comp.	1,228	1,037	1,814.61	3,575	5,500	5,000
10-57-134	Employee Benefit - UI	505	393	700.00	600	600	1,000
10-57-137	Employee Testing	0	0	0.00	428	0	100
10-57-140	Uniforms	0	0	0.00	1,450	0	8,000
10-57-210	Books, Subscriptions, and Memberships	0	0	379.00	600	1,300	2,300
10-57-230	Travel and Training	8,318	6,810	8,309.82	6,632	9,700	17,200
10-57-240	Office Supplies & Expense	124	55	210.17	1,000	1,000	1,000
10-57-250	Equipment Supplies & Maint.	34,602	18,437	4,070.29	13,100	13,100	22,400
10-57-256	Fuel Expense	0	0	0.00	1,440	1,100	3,100
10-57-260	Building Supplies and Maint.	0	0	0.00	2,591	0	12,000
10-57-270	Utilities	2,390	6,700	7,364.48	7,000	7,000	7,000
10-57-280	Telephone	1,857	2,536	3,209.92	3,195	4,700	4,700
10-57-350	Software Maintenance	0	469	1,253.35	1,423	1,300	2,800
10-57-370	Professional & Tech. Services	10,817	12,738	12,908.26	12,969	13,200	16,300
10-57-450	Special Public Safety Supplies	0	0	20,093.59	13,167	14,100	38,700
10-57-530	Interest Expense - Bond	0	8,665	9,097.70	9,192	9,500	7,800
10-57-550	Banking Charges	0	495	240.52	500	500	500
10-57-610	Miscellaneous	0	0	0.00	90	0	0
10-57-620	Health & Wellness Expenses	0	50	0.00	900	900	2,800
10-57-745	Equipment Costing over \$500	0	15,721	2,047.79	0	0	12,000
10-57-811	Sales Tax Rev Bond - Principal	0	18,250	22,000	21,900	21,900	23,300
		103,312	129,831	129,173	200,218	218,520	334,000

75000 Capital Projects

# LEGISLATIVE SERVICES DEPARTMENT

## FY 2017-2018

---

The mission of the Legislative Services Department is to enact ordinances and resolutions, approve an annual budget and make other financial policy decisions, direct and supervise the City Manager, ensure that services are provided in a cost-effective manner, provide nominal compensation, as well as training and education, for elected officials and Planning Commission members, and provide policy direction for the benefit of the City, its residents, and businesses. In order to accomplish these important objectives, it is acknowledged that ongoing preparation and planning is realized, relationship development with neighboring public officials is attained, and that private enterprise groups are encouraged to participate in the future growth of the City.

Furthermore, the Mayor and City Council are committed to providing for a Youth City Council in order to provide leadership training and service opportunities for the youth who reside in the City, as well as a Planning Commission (to provide for recommendations and decisions regarding all land use ordinances and applications).

LEGISLATIVE			
10-41-005	Salaries - Council & Commissions		28,000
	<i>Mayor &amp; City Council</i>		
	<i>(Planning Commission moved to Planning &amp; Zoning.</i>		
10-41-131	Employee Benefit-Employer FICA		2,200
10-41-133	Employee Benefit - Work. Comp.		700
10-41-140	Uniforms		300
	Councilmember shirts		
10-41-210	Books, Subscriptions, Memberships		4,000
	ULCT Annual Membership	3,500	
	Davis County Chamber of Commerce Membership	500	
10-41-230	Travel and Training		12,600
	<i>Charges for conferences, educational materials, &amp; employee travel</i>		
	ULCT Fall Conference ( 6 councilmembers)	2,600	
	ULCT St. George Conference (6 Council Members)	6,000	
	Spring Retreat	2,000	
	Misc.	2,000	
10-41-240	Office Supplies and Expenses		200
10-41-370	Professional/Technical Service		0
10-41-494	Youth Council		4,000
	<i>16 members with Council Advisor</i>		
	UCLT Legislative Day		
	Youth Council Annual Conference		
	Community Events		
10-41-620	Miscellaneous		7,000
	Donation to Sunset Jr. High	200	
	Donation to Northridge	200	
	City Holiday Season Event	1,500	
	Other unclassified	100	
	Fire Dept. 50th Anniversary	5,000	
10-41-740	Equipment		2,000
	Conference Room chairs		
10-41-925	Transfer to Country Fair Days		0

Account No.	Account Title	2013 - 14 Actual	2014 - 15 Actual	2015 - 16 Actual	2016 - 17 Estimate	2016 - 17 Budget	2017 - 18 Budget
<b>LEGISLATIVE</b>							
10-41-005	Salaries - Council & Commissions	30,537	33,360	31,947	19,512	31,600	28,000
10-41-131	Employee Benefit-Employer FICA	2,299	7,664	2,444	1,529	2,500	2,200
10-41-133	Employee Benefit - Work. Comp.	633	664	1,017	409	1,300	700
10-41-140	Uniforms	0	0	0	0	0	300
10-41-210	Books, Subscriptions, Memberships	0	0	3,970	0	4,000	4,000
10-41-230	Travel and Training	11,912	2,181	3,841	2,928	7,000	12,600
10-41-240	Office Supplies and Expenses	56	114	0	0	0	200
10-41-370	Professional/Technical Service	0	1,554	0	0	0	0
10-41-620	Miscellaneous	1,291	1,361	2,628	5,267	500	7,000
10-41-494	Youth City Council	3,383	4,570	1,849	2,570	4,000	4,000
10-41-740	Equipment	0	0	0	0	0	2,000
10-41-925	Transfer to Country Fair Days	6,000	5,000	1,000	11,000	5,000	0
		56,112	56,468	48,696	43,215	55,900	61,000



# PARKS

## FY 2017-2018

---

The South Weber City Parks Department sustains the operations and maintenance of approximately 48 acres of park throughout the City. The Parks Division is commissioned to beautifying park land by providing the citizens with quality parks, trails, and green open spaces. It is the goal of the Parks Division to enhance each park facility with amenities that are complimentary to the enjoyment of the community; and to enhance the personal, societal, recreational, and economical benefits that affect citizens and visitors in their pursuit of peaceful, enjoyable leisure. South Weber City continues to invest into safe trails, park play equipment, and improved recreational fields that will provide enriched recreational activities for people of all ages and abilities.

### **Highlights of 2016-2017**

### **Projects and Changes for 2017-2018**

	<b>PARKS</b>		
10-70-110	Full-Time Employee Salaries		51,000
10-70-120	Part-time Employee Salaries		14,000
10-70-130	Employee Benefit - Retirement		10,200
10-70-131	Employee Benefit-Employer FICA		4,900
10-70-133	Employee Benefit - Work. Comp.		2,100
10-70-134	Employee Benefit - UI		800
10-70-135	Employee Benefit - Health Ins.		21,900
10-70-137	Employee Testing		0
10-70-140	Uniforms <i>2 FTE Public Works Uniform and Cleaning costs</i>		1,600
10-70-230	Travel & Training <i>Charges for conferences, educational materials, &amp; employee travel</i>		2,000
	Playground Equipment Certification (URPA)	500	
	Utah Recreation & Parks Assoc. Conference	1,500	
10-70-250	Equipment Supplies & Maint. <i>Upkeep or repair of equipment and operating supplies</i>		6,500
10-70-255	Vehicle Lease <i>Department share based on FTE</i>		0
10-70-256	Fuel Expense		4,000
10-70-260	Buildings & Grounds - Shop <i>33% of Shop building and grounds improvements</i>		9,000
10-70-261	Grounds Supplies & Maintenance <i>Upkeep and repair of park grounds and structures</i>		19,000
10-70-270	Utilities <i>Electricity and Secondary Water expenses</i>		3,500
	Electricity	6,500	
	Water	2,500	
10-70-350	Software Maintenance <i>Software maintenance contracts</i>		600
10-70-430	Trees and Beautification		1,500

10-70-435	Safety Incentive Program		0
10-70-550	Banking Charges		400
	<i>Bank charges and fees and credit card transaction fees</i>		
10-70-625	UTA Park and Ride		16,000
	<i>Dumpsters and trash removal, lights, snow removal and repairs</i>		
10-70-740	Equipment Purchases		0
	<b>IMPACT FEE FUND</b>		
23-40-760	Projects		0

Account No.	Account Title	2013 - 14 Actual	2014 - 15 Actual	2015 - 16 Actual	2016 - 17 Estimate	2016 - 17 Budget	2017 - 18 Budget
<b>PARKS</b>							
10-70-110	Full-Time Employee Salaries	31,430	31,272	47,467.35	39,127	40,000	51,000
10-70-120	Part-time Employee Salaries	16,639	23,274	8,175.34	7,328	16,000	14,000
10-70-130	Employee Benefit - Retirement	6,295	6,501	7,191.52	9,896	7,900	10,200
10-70-131	Employee Benefit-Employer FICA	3,596	4,052	4,229.94	3,483	4,200	4,900
10-70-133	Employee Benefit - Work. Comp.	1,134	1,238	2,641.73	1,155	1,600	2,100
10-70-134	Employee Benefit - UI	588	(96)	900.00	800	800	800
10-70-135	Employee Benefit - Health Ins.	5,068	7,654	11,702.59	4,983	12,000	21,900
10-70-137	Employee Testing	0	0	0.00	288	0	0
10-70-140	Uniforms	0	0	0	0	0	1,600
10-70-230	Travel & Training	0	0	500.00	500	2,000	2,000
10-70-250	Equipment Supplies & Maint.	3,993	7,756	14,449.62	6,553	6,000	6,500
10-70-255	Vehicle Lease	3,000	4,341	4,500.00	1,057	2,500	0
10-70-256	Fuel Expense	0	0	0.00	4,184	4,000	4,000
10-70-260	Buildings & Grounds - Shop	0	0	1,007.51	3,350	9,000	9,000
10-70-261	Grounds Supplies & Maintenance	25,758	30,960	20,522.13	18,825	19,000	19,000
10-70-270	Utilities	0	0	3,496.84	3,379	9,000	3,500
10-70-350	Software Maintenance	0	450	458.35	531	500	600
10-70-430	Trees and Beautification	1,123	5,163	1,909.21	1,000	5,000	1,500
10-70-435	Safety Incentive Program	650	0	0.00	0	0	0
10-70-550	Banking Charges	0	416	240.57	359	400	400
10-70-625	UTA Park and Ride	0	21,064	12,986.66	25,340	12,000	16,000
10-70-740	Equipment Purchases	0	19,720	0.00	0	0	0
		99,273	163,763	142,379	132,139	151,900	169,000

Account No.	Account Title	2013 - 14 Actual	2014 - 15 Actual	2015 - 16 Actual	2016 - 17 Estimate	2016 - 17 Budget	2017 - 18 Budget
<b>PARK IMPACT FEE FUND</b>							
<b>Revenue</b>							
23-37-100	Interest Earnings	0	406	685	526	0	0
23-37-200	Park Impact Fees	34,190	34,863	35,088	14,496	34,000	34,000
	Total Revenue	34,190	35,269	35,773	15,022	34,000	34,000
<b>Contributions and Transfers</b>							
23-39-500	Contribution From Fund Balance	0	0	0	0	0	0
	Total Contributions and Transfers	0	0	0	0	0	0
<b>Expenditures</b>							
23-40-250	Equipment	0	0	0	0	0	0
23-40-760	Projects *	0	0	89,288	34,000	9,000	0
	Total Expenditures	0	0	89,288	34,000	9,000	0
	Park Impact Fee Fund Revenue Total	34,190	35,269	35,773	15,022	34,000	34,000
	Park Impact Fee Fund Expenditure Total	0	0	89,288	34,000	9,000	0
	Net Total Park Impact Fee Fund	34,190	35,269	(53,515)	-18,978	25,000	34,000

# PUBLIC SAFETY

## FY 2017-2018

---

South Weber City is contracted, through an interlocal agreement with Davis County Sheriff's Office (DCSO) for Law & Alcohol Enforcement, Paramedic, Animal Control, and other related public safety services. The DCSO also provides the City with emergency planning and management services. South Weber City and DCSO are continually seeking out methods of ingenuity and resourcefulness in an effort to maintain a level of service that will ensure a gratifying quality of life, safety, and security of our community.

<b>PUBLIC SAFETY</b>			
10-54-310	Sheriff's Department		146,000
	<i>Sheriff's office &amp; Narcotics Strike Team</i>		
	Sheriff Contract	141,400	
	Davis Metro Narcotics Strike Force	4,600	
10-54-311	Animal Control		19,000
	<i>Contracted Services with Davis Animal Control</i>		
10-54-320	Emergency Preparedness		5,400
10-54-321	Liquor Law (Narcotics)		4,600
	<i>Liquor Funds Transferred to County for Enforcement</i>		

Account No.	Account Title	2013 - 14 Actual	2014 - 15 Actual	2015 - 16 Actual	2016 - 17 Estimate	2016 - 17 Budget	2017 - 18 Budget
<b>PUBLIC SAFETY</b>							
10-54-310	Sheriff's Department	120,736	129,408.63	136,938.54	141,223	146,000	146,000
10-54-311	Animal Control	8,323	11,148.12	12,488.46	13,588	15,000	19,000
10-54-320	Emergency Preparedness	10,256	1,946.76	455.00	541	500	5,400
10-54-321	Liquor Law (Narcotics)	4,538	8,701.73	4,063.77	4,551	4,500	4,600
		143,853	151,205.24	153,945.77	159,903	166,000	175,000



Account No.	Account Title	2013 - 14 Actual	2014 - 15 Actual	2015 - 16 Actual	2016 - 17 Estimate	2016 - 17 Budget	2017 - 18 Budget
<b>PUBLIC SAFETY IMPACT FEE FUND</b>							
<b>Revenue</b>							
29-34-200	Public Safety Impact Fees	6,048	5,820	7,056	18,282	6,000	10,000
29-37-100	Interest Earnings	0	114	214	177	0	0
	Total Revenue	6,048	5,934	7,270	18,459	6,000	10,000
<b>Contributions and Transfers</b>							
29-39-470	Transfer From Capital Improvement	0	0	0	0	0	0
29-39-500	Contribution From Fund Balance	0	0	0	17,200	17,200	0
	Total Contributions and Transfers	0	0	0	17,200	17,200	0
<b>Expenditures</b>							
29-40-760	Projects	0	0	0	3,050	1,300 *	0
29-80-800	Transfer to General Fund	0	0	0	35,999	21,900 *	21,900
	Total Expenditures	0	0	0	39,049	23,200	21,900
	Revenue Total	6,048	5,934	7,270	35,659	23,200	10,000
	Expenditure Total	0	0	0	39,049	23,200	21,900
	Net Total	6,048	5,934	7,270	(3,389)	0	(11,900)

\* Fire Station Bond Payment \$21,900

# RECREATION DEPARTMENT

## FY 2017-2018

---

The mission of the Recreation Department is to enrich the lives of the residents of South Weber City by promoting, developing, and maintaining recreational activities that afford children and adults with opportunities for growth, health, happiness, and personal development. The Recreation Department offers welcoming facilities, exercise equipment, and a variety of indoor and outdoor athletic programs of all types for all ages. The South Weber City Recreation Department values citizen involvement and continues to establish a strong sense of community through the development of the social, cultural, and physical well-being of the City's residents and their visitors.

The Recreation Department maintains 8 athletic fields that are used for Soccer, Football, Lacrosse, T-Ball, and Softball, and 6 Baseball Diamonds. The Family Activity Center offers an indoor track, weight room, full size basketball court, and auxiliary programs of Yoga, Jump Rope, Tumbling, Karate, Hula Dancing, and Zumba classes in order to meet the interests and desires of the citizens of the community and their visitor's. These programs offer a wide range of activities for different ages.

### **Highlights of 2016-2017**

- 6 Competition Basketball leagues were hosted at the Family Activity Center
- 10-week Competition Baseball league, along with a Livastride Tournament held at Canyon Meadows Park
- High attendance was seen at our Breakfast with Santa, Daddy Daughter Dance, Mother and Sons Halloween party. These successful community events were held at the Family Activity Center. Our residents enjoyed two highly successful and fun-filled events at the Roy Aquatic Center.
- During Country Fair Days, the Recreation department sponsored the 3 on 3 Basketball Tournament and the Pickle Ball Tournament.

### **Projects and Changes for 2017-2018**

- Scheduled at Canyon Meadows Park this summer are 2 different Competition Baseball leagues.
- Promotion of recreation programs and activities through enhanced use of social media will be a major priority.
- The 2018 budget has been reorganized to show a better correlation between program revenues and expenses.
- Schedule supplementary Senior Lunch dates for senior citizens to meet at the Family Activities Center to encourage senior citizens to be actively engaged in the community
- Assemble and influence additional third party Baseball and Softball Leagues to convert to holding their programs in the city.
- Sponsor the annual Swim Party for the end of school year celebration for the South Weber Elementary kids, held at the Roy Aquatic Center.

RECREATION FUND			
<b>RECREATION EXPENDITURES</b>			
20-71-110	Full-time Salaries		47,000
	<i>Recreation Director</i>		
20-71-120	Part-time Salaries		48,000
	<i>9 Employees</i>		
20-71-130	Employee Benefit - Retirement		10,000
20-71-131	Employee Benefit-Employer FICA		4,700
20-71-133	Employee Benefit - Work. Comp.		2,300
20-71-134	Employee Benefit - UI		1,300
20-71-135	Employee Benefit - Health Ins.		8,700
20-71-137	Employee Testing		0
20-71-230	Travel and Training		1,500
	<i>Charges for conferences, educational materials, &amp; employee travel</i>		
	Utah Rec & Parks Association Conference	1,000	
	ULCT Conferences	300	
	Other	200	
20-71-240	Office Supplies and Expense		1,000
	<i>Copier Supplies, Postage, and general office supplies</i>		
20-71-241	Materials & Supplies		2,000
	<i>Towel Service</i>		
20-71-250	Equipment Supplies & Maint.		1,000
	<i>Upkeep or repair of equipment and operating supplies</i>		
	Weight Equipment		
20-71-256	Fuel Expense		100
20-71-262	General Government Buildings		4,000
	<i>Upkeep of building and floor resurfacing</i>		
20-71-270	Utilities		5,500
	<i>Electricity and Natural Gas expenses</i>		
20-71-280	Telephone		3,000
20-71-331	Community Events		1,500
	Daddy/Daughter		
	Halloween		

20-71-340	Program Officials <i>Referees, timekeepers, and others who are paid to officiate at games</i>		0
20-71-350	Software Maintenance <i>Software maintenance contracts</i>		600
20-71-370	Professional and Technical		0
20-71-480	Basketball <i>Jr. Jazz program - 300 participants</i>		11,500
20-71-481	Baseball & Softball <i>T-ball, Coach Pitch, Machine Pitch, baseball &amp; softball - 250 participants</i>		7,000
20-71-482	Soccer <i>Pre-kindergarten to 4th grade; 300 participants</i>		5,000
20-71-483	Flag Football <i>1st to 9th grade, co-educational - 110 participants</i>		3,500
20-71-484	Volleyball <i>Girls 3rd to 9th grade - 70 participants</i>		2,000
20-71-485	Summer Fun <i>Citizen participation at Roy City Aquatics Center - 1200 participants</i>		2,000
20-71-486	Sr Luncheon <i>Held 6 times a year - 21 Participant per luncheon</i>		1,500
20-71-487	Knight's Football <i>(discontinued this year)</i>		0
20-71-488	Competition Basketball		9,000
20-71-489	Competition Baseball		300
20-71-490	Biggest Loser		0
20-71-530	Interest Expense - Bond <i>28% Fire, 72% Recreation</i>		20,100
20-71-550	Banking Charges <i>Bank charges and fees and credit card transaction fees</i>		400
20-71-610	Miscellaneous		1,000
20-71-625	Cash Over and Short		0
20-71-740	Equipment <i>Replace Front Desk computer</i>		1,000
20-71-811	Sales Tax Rev Bond - Principal <i>28% Fire, 72% Recreation</i>		69,800
20-71-900	Increase in Fund Balance		0
20-71-915	Transfer to Admin Svcs		19,500

Account No.	Account Title	2012 - 13 Actual	2013 - 14 Actual	2014 - 15 Actual	2015 - 16 Actual	2016 - 17 8 Mo. Actual	2016 - 17 4 Mo. Estimate	2016 - 17 Estimate	2016 - 17 Budget	2017 - 18 Budget
<b>RECREATION</b>										
<b>RECREATION REVENUE</b>										
20-34-720	Rental - Activity Center	16,464	16,566	12,965	20,473	10,036	(5,000)	5,036	4,500	4,500
20-34-750	Recreation Fees	40,870	31,694	36,827	41,430	25,632	11,000	36,632	37,000	0
20-34-751	Membership Fees	26,405	25,775	23,876	22,421	13,189	6,600	19,789	22,000	20,000
20-34-752	Competition Basketball	0	0	0		5,680	7,000	12,680	13,000	15,000
20-34-753	Misc. Revenue	7,067	1,607	4,999	1,922	698	0	698	500	0
20-34-754	Competition Baseball	0	0	0		0		0	0	1,000
20-34-754	Basketball	0	0	0		0		0	0	14,000
20-34-756	Baseball & Softball	0	0	0		0		0	0	8,500
20-34-757	Soccer	0	0	0		0		0	0	8,200
20-34-758	Flag Football	0	0	0		0		0	0	4,400
20-34-759	Volleyball	0	0	0		0		0	0	2,400
20-36-897	Knight's Football Registration	11,794	8,970	6,051	-1,230	(60)	5,000	4,940	7,000	0
20-34-841	Gravel Pit Fees	54,254	54,814	64,771	51,401	13,316	40,000	53,316	60,000	55,000
20-36-895	Knight's Football Donations	110	81	15		0	0	0	0	0
20-36-898	Knight's Football Sales	476	440	0		0	0	0	0	0
20-36-899	Biggest Loser	510	100	2,070		0	0	0	0	0
	Total Recreation Revenue:	157,950	140,047	151,575	136,417	68,491	64,600	133,091	144,000	133,000
20-37-100	Interest Earnings	0	0	1,077	1,963	1,474	1,400	2,874	1,000	3,000
<b>Contributions &amp; Transfers</b>										
20-39-091	Transfer from Capital Project	0	0	0	0	0	0	0	0	0
20-39-470	Transfer from General Fund	200,000	140,000	121,936	140,000	0	0	0	87,400	146,800
20-39-800	Transfer from Recreation Impact Fees	0	0	0	0	141,143	0	141,143	56,200	13,000
20-39-900	Contribution From Fund Balance	0	0	0	0	0	0	0	0	0
	Total Contributions & Transfers:	200,000	140,000	121,936	140,000	141,143	0	141,143	143,600	159,800
	Total Fund Revenues	357,950	280,047	274,588	278,379	211,109	66,000	277,109	288,600	295,800

Account No.	Account Title	2013 - 14 Actual	2014 - 15 Actual	2015 - 16 Actual	2016 - 17 Estimate	2016 - 17 Budget	2017 - 18 Budget
<b>RECREATION IMPACT FEE FUND</b>							
<b>Revenue</b>							
27-34-200	Recreation Impact Fees	39,198	34,694	33,360.00	12,888	35,000	13,000
27-37-100	Interest Earnings	0	398	823.55	670	0	0
	Total Revenue	39,198	35,092	34,184	13,558	35,000	13,000
<b>Contributions and Transfers</b>							
27-39-500	Contribution From Fund Balance	0	0	0.00	141,086	30,200	0
	Total Contributions and Transfers	0	0	0	141,086	30,200	0
<b>Expenditures</b>							
27-40-760	Projects	12,216	0	0.00	4,500	9,000 *	
	Transfer to Recreation Fund	12,216	0	0.00	141,144	56,200 *	13,000
27-40-799	Facilities	0	0	0.00	9,000	0	
	Total Expenditures	24,433	0	0	154,644	65,200	13,000
	Recreation Impact Fee Fun Revenue Total	39,198	35,092	34,184	154,644	65,200	13,000
	Recreation Impact Fee Fund Expenditure Total	24,433	0	0	154,644	65,200	13,000
	Net Total Park Impact Fee Fund	14,765	35,092	34,184	0	0	0

# SANITATION UTILITY FUND

FY 2017-2018

---

The Sanitation Utility fund was created to aid in improving and confirming the service delivery of solid waste sanitation. The City is progressively and continuously researching and implementing the most efficient and effective methods for constructing and maintaining the City's solid waste sanitation system; to include: (1) the prevention and spread of disease; (2) the deterrence of nuisances and damage to property; and (3) the minimizing of environmental pollution. South Weber City is contracted through Robinson Waste Services, Inc. for its solid waste sanitation removal service. However, the City's personnel manage and maintain the supply and distribution of all solid waste receptacles in the City.

SANITATION UTILITY		
53-40-110	Full-Time Employee Salaries	9,000
53-40-105	Part-time Employee Salaries	0
53-40-130	Employee Benefit - Retirement	2,000
53-40-131	Employee Benefit-Employer FICA	1,000
53-40-133	Employee Benefit - Work. Comp.	1,000
53-40-134	Employee Benefit - UI	200
53-40-135	Employee Benefit - Health Ins.	3,000
53-40-140	Uniforms	0
53-40-240	Office Supplies & Expense	0
53-40-250	Equipment Supplies & Maint. <i>Purchase of garbage cans</i>	5,200
53-40-255	Vehicle Lease	0
53-40-350	Software Maintenance <i>Software maintenance contracts</i>	2,200
53-40-370	Utility Billing Services <i>% of services associated with the billing and collection of utility accounts</i>	5,000
53-40-492	Sanitation Fee Charges <i>Collection and disposal fees</i>	284,000
53-40-550	Banking Charges Bank charges and fees and credit card transaction fees	1,600
53-40-650	Depreciation	0
53-40-915	Transfer to Admin Svs	9,800



Account No.	Account Title	2013 - 14 Actual	2014 - 15 Actual	2015 - 16 Actual	2016 - 17 Estimate	2016 - 17 Budget	2017 - 18 Budget
<b>SANITATION UTILITY FUND</b>							
<b>MISCELLANEOUS REVENUE</b>							
53-36-100	Interest Earnings	2,187	1,486	2,274	3,459	1,500	3,000
53-36-300	Misc Utility Revenue	0	0	0	0	0	0
	Total Miscellaneous Revenue:	2,187	1,486	2,274	3,459	1,500	3,000
<b>SANITATION UTILITIES REVENUE</b>							
53-37-700	Sanitation Fees	336,235	345,382	357,150	342,189	327,500 *	340,000
	Total Sanitation Utilities Revenue:	336,235	345,382	357,150	342,189	327,500	340,000
<b>MISCELLANEOUS</b>							
53-38-920	Gain Loss Sale of Assets	5,000	0	(80,337)	0	0	0
	Beginning Fund Balance to be Appropriated	0	0		0	0	0
	Total Miscellaneous:	5,000	0	(80,337)	0	0	0
		<u>343,422</u>	<u>346,868</u>	<u>279,087</u>	<u>345,648</u>	<u>329,000</u>	<u>343,000</u>

Account No.	Account Title	2013 - 14 Actual	2014 - 15 Actual	2015 - 16 Actual	2016 - 17 Estimate	2016 - 17 Budget	2017 - 18 Budget
<b>SANITATION UTILITY</b>							
53-40-110	Full-Time Employee Salaries	15,072	17,340	20,850	19,763	21,000	9,000
53-40-105	Part-time Employee Salaries	3,127	3,520	673	698	1,000	0
53-40-130	Employee Benefit - Retirement	1,154	2,504	3,191	4,299	4,000	2,000
53-40-131	Employee Benefit-Employer FICA	3,358	1,548	1,543	1,519	1,700	1,000
53-40-133	Employee Benefit - Work. Comp.	334	304	652	413	500	1,000
53-40-134	Employee Benefit - UI	151	52	400	300	300	200
53-40-135	Employee Benefit - Health Ins.	1,486	2,389	2,908	2,525	3,700	3,000
53-40-140	Uniforms	0	0	946	396	300	0
53-40-240	Office Supplies & Expense	1,274	0	0	0	0	0
53-40-250	Equipment Supplies & Maint.	8,044	12,315	5,012	5,000	3,000	5,200
53-40-255	Vehicle Lease	1,000	1,085	1,100	0	0	0
53-40-350	Software Maintenance	0	1,407	1,375	1,992	1,600	2,200
53-40-370	Utility Billing Services	0	5,735	3,428	3,180	6,100	5,000
53-40-492	Sanitation Fee Charges	273,447	273,347	298,003	266,858	284,000	284,000
53-40-550	Banking Charges	0	1,485	1,216	1,567	1,800	1,600
53-40-650	Depreciation	10,519	8,479	0	0	0	0
53-40-915	Transfer to Admin Svs	0	0	0	0	0	9,800
		318,966	331,509	341,297	308,510	329,000	324,000

# SEWER UTILITY FUND

## FY 2017-2018

---

The South Weber City Sewer Utility fund supports the maintenance, operations, and infrastructural needs of the sewer system. The planning and engineering personnel oversee the long-range planning, design, and construction management of the sewer system improvements and extensions. South Weber City is contracted with the Central Weber Sewer Improvement District for the treatment of waste water.

South Weber City maintains 2100 sewer laterals, 630 manholes, 30 miles sewer main lines The City is progressively and continuously researching and implementing the most efficient and effective methods for constructing and maintaining the City's sanitary sewer system in accordance with the Utah Sewer Management Program (USMP).

SEWER UTILITY						
<b>EXPENDITURES</b>						
52-40-110	Full-Time Employee Salaries	31,000				
52-40-105	Part-time Employee Salaries	0				
52-40-130	Employee Benefit - Retirement	8,000				
52-40-131	Employee Benefit-Employer FICA	3,000				
52-40-133	Employee Benefit - Work. Comp.	1,000				
52-40-134	Employee Benefit - UI	500				
52-40-135	Employee Benefit - Health Ins.	3,000				
52-40-140	Uniforms .5 FTE Public Works Uniform and Cleaning costs	400				
52-40-230	Travel and Training Charges for conferences, educational materials, & employee travel	2,000				
52-40-240	Office Supplies & Expense Copier Supplies, Postage, and general office supplies	1,200				
52-40-250	Equipment Supplies & Maint. Upkeep or repair of equip. and oper. supplies, including pump repairs	4,000				
52-40-255	Vehicle Lease	0				
52-40-270	Sewer - Power & Pumping	500				
52-40-312	Professional/Technical-Engineering	5,200				
52-40-315	Professional/Technical - Auditor	0				
52-40-350	Software Maintenance Software maintenance contracts Caselle	2,200				
52-40-370	Utility Billing Services % of services associated with the billing and collection of utility accounts	6,500				
52-40-490	Sewer O & M Charge Sewer system supplies and maintenance.	22,000				
52-40-491	Sewer Treatment Fee Central Weber Sewer Improvement District charges	434,000				See letter on 2% inc
52-40-550	Banking Charges Bank charges and fees and credit card transaction fees	3,000				
52-40-650	Depreciation	99,000				
52-40-690	Projects 1250 East Rebuild	20,000				
52-40-915	Transfer to Admin Svcs	32,500				



Account No.	Account Title	2013 - 14 Actual	2014 - 15 Actual	2015 - 16 Actual	2016 - 17 Estimate	2016 - 17 Budget	2017 - 18 Budget
<b>SEWER UTILITY FUND</b>							
<b>MISCELLANEOUS REVENUE</b>							
52-36-100	Interest Earnings	2,609	4,611	8,916	16,965	6,000	15,000
52-36-300	Misc Utility Revenue	0	0	0	0	0	0
Total Miscellaneous Revenue:		2,609	4,611	8,916	16,965	6,000	15,000
<b>SEWER UTILITIES REVENUE</b>							
52-37-300	Sewer Sales	731,986	773,242	838,783	861,764	800,000	867,000
52-37-350	CWSID Fees	0	0	0	0	0	0
52-37-360	CWDIS 5% Retainage	5,599	5,366	6,316	6,549	7,000	7,000
Total Sewer Utilities Revenue:		737,585	778,608	845,099	868,314	807,000	874,000
<b>CONTRIBUTIONS &amp; TRANSFERS</b>							
52-38-820	Transfer from Sewer Impact	0	0	425,000	100,000	132,000	50,000
52-38-910	Capital Contributions	(200,088)	0	230,000	0	0	0
52-38-920	Gain Loss Sale of Assets	2,495	0	(4,170)	0	0	0
52-39-500	Contribution from Fund Balance	0	0	0	73,500	73,500	0
Total Contributions:		(197,593)	0	650,830	173,500	205,500	50,000
		542,602	783,219	1,504,845	1,058,778	1,018,500	939,000

Account No.	Account Title	2013 - 14 Actual	2014 - 15 Actual	2015 - 16 Actual	2016 - 17 Estimate	2016 - 17 Budget	2017 - 18 Budget
<b>SEWER UTILITY</b>							
52-40-110	Full-Time Employee Salaries	72,514	71,194	84,392.22	70,089	72,000	31,000
52-40-105	Part-time Employee Salaries	9,126	18,675	5,768.66	2,373	3,000	0
52-40-130	Employee Benefit - Retirement	14,579	10,892	14,836.50	14,213	17,000	8,000
52-40-131	Employee Benefit-Employer FICA	7,049	6,646	6,653.02	5,380	6,000	3,000
52-40-133	Employee Benefit - Work. Comp.	1,364	1,119	2,192.61	1,233	2,000	1,000
52-40-134	Employee Benefit - UI	675	200	1,500.00	1,000	1,000	500
52-40-135	Employee Benefit - Health Ins.	8,953	11,518	14,391.66	9,020	13,000	3,000
52-40-140	Uniforms	1,323	1,916	2,201.73	707	300	400
52-40-230	Travel and Training	0	0	0	1,000	1,000	2,000
52-40-240	Office Supplies & Expense	71	846	1,042.69	1,050	1,200	1,200
52-40-250	Equipment Supplies & Maint.	9,168	3,920	1,346.96	37	4,000	4,000
52-40-255	Vehicle Lease	5,000	4,341	4,400.00	0	0	0
52-40-270	Sewer - Power & Pumping	340	418	399.61	469	500	500
52-40-312	Professional/Technical-Engin	2,719	5,288	3,019.75	5,145	3,000	5,200
52-40-315	Professional & Tech. - Auditor	4,741	0	0	0	0	0
52-40-350	Software Maintenance	1,494	1,407	1,375.05	1,492	1,500	2,200
52-40-370	Utility Billing Services	0	5,735	7,312.28	6,344	6,000	6,500
52-40-490	Sewer O & M Charge	21,631	23,527	20,282.26	20,695	20,000	22,000
52-40-491	Sewer Treatment Fees	382,816	397,098	412,366.00	425,620	415,000	434,000
52-40-550	Banking Charges	0	1,485	2,799.85	2,997	2,000	3,000
52-40-650	Depreciation	83,681	86,191	91,119.36	95,000	90,000	99,000
52-40-690	Projects	0	0	0.00	415,188	360,000	20,000
52-40-915	Transfer to Admin Svs	0	0	0	0	0	32,500
		627,245	652,416	677,400	1,079,053	1,018,500	679,000

Account No.	Account Title	2013 - 14 Actual	2014 - 15 Actual	2015 - 16 Actual	2016 - 17 Estimate	2016 - 17 Budget	2017 - 18 Budget
<b>SEWER IMPACT FEE FUND</b>							
<b>Revenue</b>							
21-37-100	Interest Earnings	0	1,757	2,347.83	438	0	0
21-37-200	Sewer Impact Fees	74,928	71,806	85,972	48,781	81,000	50,000
<b>Contributions and Transfers</b>							
21-39-500	Contribution From Fund Balance	0	0	0.00	67,000	67,000	0
<b>Expenditures</b>							
21-40-250	Equipment	0	0		0		0
21-40-490	Sewer Impact Fee Projects	4,735	3,823	15,909.50	15,545	16,000 *	0
21-80-800	Transfers			425,000	77,291	132,000	50,000
	Sewer Impact Fee Fund Revenue Total	<u>74,928</u>	<u>73,563</u>	<u>88,319</u>	<u>116,219</u>	<u>148,000</u>	<u>50,000</u>
	Sewer Impact Fee Fund Expenditure Total	<u>4,735</u>	<u>3,823</u>	<u>440,910</u>	<u>92,836</u>	<u>148,000</u>	<u>50,000</u>
	Net Total Sewer Impact Fee Fund	<u>70,193</u>	<u>69,740</u>	<u>(352,590)</u>	<u>23,383</u>	<u>0</u>	<u>0</u>

\* Transfer to Sewer Department for prior year expenditures



# STORM WATER UTILITY FUND

## FY 2016-2017

---

The Storm Water Utility fund certifies that the discharge of storm water pollutants is eliminated. The City is progressively and continuously researching and implementing the most efficient and effective methods for constructing and maintaining the City's storm water system in accordance with Utah Pollutant Discharge Elimination System (UPDES), National Pollutant Discharge Elimination System (NPDES), and the execution of the City's Municipal Storm Water System (MS4) permit.

The planning and engineering personnel oversee the long-range planning, design, and construction management of the storm water system improvements and extensions. South Weber City maintains 10 detention basins, 621 manholes basins, and 530 storm drain grates. Many of the City's detention basins have a joint use where they are also occupied for recreation and athletic programs.

STORM WATER		
EXPENDITURES		
54-40-110	Full-time Employee Salaries	19,000
54-40-105	Part-time Employee Salaries	0
54-40-130	Employee Benefit - Retirement	5,000
54-40-131	Employee Benefit-Employer FICA	2,000
54-40-133	Employee Benefit - Work. Comp.	1,000
54-40-134	Employee Benefit - UI	300
54-40-135	Employee Benefit - Health Ins.	8,000
54-40-140	Uniforms <i>.5 FTE Public Works Uniform and Cleaning costs</i>	400
54-40-230	Travel and Training <i>Charges for conferences, educational materials, &amp; employee travel</i> State Certifications	500
54-40-240	Office Supplies & Expense	0
54-40-250	Equipment Supplies & Maint. <i>Upkeep or repair of equip. and oper. Supplies</i>	1,300
54-40-255	Vehicle Lease	0
54-40-256	Fuel Expense	400
54-40-270	Storm Drain - Power & Pumping	0
54-40-312	Professional/Technical-Engineering <i>Engineering Services including GIS</i>	2,000
54-40-315	Professional/Technical - Auditor	0
54-40-331	Promotion - Storm Water <i>Payment to Davis County Storm Water for education of communication</i>	1,200
54-40-350	Software Maintenance <i>Software maintenance contracts</i>	2,200
53-40-370	Utility Billing Services <i>% of services associated with the billing and collection of utility accounts</i>	2,100
54-40-493	Storm Sewer O & M	10,000

	<i>Cleaning of drains, ponds, and boxes</i>	
54-40-550	Banking Charges <i>Bank charges and fees and credit card transaction fees</i>	1,400
54-40-650	Depreciation	109,000
54-40-690	Projects 1250 East Rebuild	50,000
53-40-915	Transfer to Admin Svs	6,200

Account No.	Account Title	2013 - 14 Actual	2014 - 15 Actual	2015 - 16 Actual	2016 - 17 Estimate	2016 - 17 Budget	2017 - 18 Budget
<b>STORM WATER</b>							
<b>MISCELLANEOUS REVENUE</b>							
54-36-100	Interest Earnings	2,187	2,420	4,078	6,462	2,500	6,000
	Total Miscellaneous Revenue:	2,187	2,420	4,078	6,462	2,500	6,000
<b>STORM SEWER UTILITIES REVENUE</b>							
54-37-450	Storm Sewer Revenue	136,087	139,610	142,825	169,938	165,000 *	170,000
	Total Storm Sewer Utilities Revenue:	136,087	139,610	142,825	169,938	165,000	170,000
54-38-900	Sundry Revenues	0	6,185	0	0	0	0
54-38-910	Capital Contributions	(107,639)	0	0	0	0	0
54-38-920	Gain/Loss on Sale of Assets	0	0	(24,188)	0	0	0
	Total Contributions:	(107,639)	6,185	(24,188)	0	0	0
<b>CONTRIBUTIONS AND TRANSFERS</b>							
54-38-600	Transfer from Impact Fees	0	0	0	149,500	0	55,500
54-39-500	Contribution From Fund Bal	0	0	0	120,200	120,200	0
	Total Contributions and Transfers	0	0	0	269,700	120,200	55,500
		30,635	148,215	122,716	446,100	287,700	231,500

Account No.	Account Title	2013 - 14 Actual	2014 - 15 Actual	2015 - 16 Actual	2016 - 17 Estimate	2016 - 17 Budget	2017 - 18 Budget
<b>STORM WATER</b>							
54-40-110	Full-Time Employee Salaries	16,154	15,084	16,416	17,650	19,000	19,000
54-40-105	Part-time Employee Salaries	3,129	3,312	600	698	500	0
54-40-130	Employee Benefit - Retirement	2,893	2,076	2,794	3,880	4,100	5,000
54-40-131	Employee Benefit-Employer FICA	1,244	1,365	1,382	1,358	1,500	2,000
54-40-133	Employee Benefit - Work. Comp.	278	257	579	371	500	1,000
54-40-134	Employee Benefit - UI	139	68	400	300	300	300
54-40-135	Employee Benefit - Health Ins.	1,242	2,063	2,659	2,292	3,500	8,000
54-40-140	Uniforms	0	0	473	328	300	400
54-40-230	Travel and Training	0	0	0	300	500	500
54-40-240	Office Supplies & Expense	118	0	0	0	0	0
54-40-250	Equipment Supplies & Maintenance	7,737	4,978	886	885	1,300	1,300
54-40-255	Vehicle Lease	500	1,085	803	0	0	0
54-40-256	Fuel Expense	0	0	0	0	500	400
54-40-270	Storm Drain - Power & Pumping	105	209	139	0	200	0
54-40-312	Professional/Technical-Engin	7,428	9,711	8,671	1,716	2,000	2,000
54-40-315	Professional & Tech. - Auditor	5,871	0	0	0	0	0
54-40-331	Promotion - Storm Water	1,155	1,155	0	1,155	1,200	1,200
54-40-350	Software Maintenance	1,532	1,407	1,565	1,958	1,500	2,200
54-40-370	Utility Billing Services	0	5,735	1,600	2,096	6,000	2,100
54-40-493	Storm Sewer O & M	4,148	19,278	7,623	7,033	15,000	10,000
54-40-550	Banking Charges	0	1,485	608	1,115	1,800	1,400
54-40-650	Depreciation	96,375	100,125	103,959	107,000	100,000	109,000
54-40-690	Projects	0	16,134	0	306,350	128,000 *	50,000
53-40-915	Transfer to Admin Svs	0	0	0	0	0	6,200
		150,048	185,527	151,157	456,487	287,700	222,000

Account No.	Account Title	2013 - 14 Actual	2014 - 15 Actual	2015 - 16 Actual	2016 - 17 Estimate	2016 - 17 Budget	2017 - 18 Budget
<b>STORM WATER IMPACT FEE</b>							
<b>Revenue</b>							
22-37-100	Interest Earnings	0	194	472	556	0	500
22-37-200	Storm Sewer Impact Fees	31,920	30,590	54,134	55,962	50,000	55,000
<b>Contributions and Transfers</b>							
22-39-500	Contribution From Fund Balance	0	0	0	84,500	89,000	0
<b>Expenditures</b>							
22-40-690	Projects	0	33,179	0	6,977	139,000 *	0
22-40-799	Facilities	0	0	0	0	0	0
22-80-800	Transfers	0	0	0	134,000	0	55,500
	Storm Sewer Impact Fee Fun Revenue Total	<u>31,920</u>	<u>30,784</u>	<u>54,607</u>	<u>141,018</u>	<u>139,000</u>	<u>55,500</u>
	Storm Sewer Impact Fee Fund Expenditure Total	<u>0</u>	<u>33,179</u>	<u>0</u>	<u>140,977</u>	<u>139,000</u>	<u>55,500</u>
	Net Total Storm Sewer Impact Fee Fund	<u>31,920</u>	<u>(2,395)</u>	<u>54,607</u>	<u>40</u>	<u>0</u>	<u>0</u>

\* Heather Cove/ Old Fort Road \$132,000

\* Impact Fee Study \$7,000

# STREETS

## FY 2017-2018

---

The South Weber City Streets Department finances the management and maintenance of the City's streets, public right of ways, and to keep them free from hazards. The Streets Department is accountable for maintaining specific street and roadway certification levels of City employees to ensure that contemporary best practices are implemented and observed for the delivery of safe transportation. The Streets Department provides all motorists, residents and non-residents, that travel in South Weber City safe roadways by means of snow removal, street sweeping, line stripping, road repair (potholes, overlays, chip/seal), and hazard free right of ways.

		<b>STREETS</b>			
10-60-110	Full-Time Employee Salaries			16,000	
10-60-120	Part-Time Employee Salaries			13,000	
10-60-130	Employee Benefit - Retirement			3,700	
10-60-131	Employee Benefit-Employer FICA			2,200	
10-60-133	Employee Benefit - Work. Comp.			800	
10-60-134	Employee Benefit - UI			500	
10-60-135	Employee Benefit - Health Ins.			2,500	
10-60-137	Employee Testing			0	
10-60-140	Uniforms			800	
	<i>1 FTE Public Works Uniform and Cleaning costs</i>				
10-60-230	Travel and Training			2,000	
	<i>Charges for conferences, educational materials, &amp; employee travel</i>				
	Road School		1,500		
	Misc.		500		
10-60-250	Equipment Supplies & Maint.			17,000	
	<i>Upkeep or repair of equip. and oper. Supplies</i>				
10-60-255	Vehicle Lease			4,400	
	<i>Department share based on FTE</i>				
10-60-256	Fuel Expense			1,000	
10-60-260	Buildings & Grounds - Shop			10,000	
	<i>33% of Shop building and grounds maintenance</i>				
10-60-271	Utilities - Street Lights			43,500	
	<i>Power &amp; Repair</i>				
10-60-312	Professional & Tech. - Engineer			18,000	
	New Development				
10-60-350	Software Maintenance			4,200	
	<i>Software maintenance contracts</i>				
10-60-370	Professional & Tech. Services			5,000	
	Utah Communication Authority		2,400		
	Other		600		
10-60-410	Special Highway Supplies			17,000	
	Sweeping (3 times a year)				
	Barricades				
	Repairs				
	Replace concrete collars on manholes (new \$5,000)		10,000		



10-60-420	Weed Control		1,000	
10-60-422	Crosswalk/Street Painting		4,000	
10-60-424	Curb, Gutter and Sidewalk Restoration		30,000	
10-60-550	Banking Charges		400	
	<i>Bank charges and fees and credit card transaction fees</i>			
10-60-745	Equipment		0	

Account No.	Account Title	2013 - 14 Actual	2014 - 15 Actual	2015 - 16 Actual	2016 - 17 Estimate	2016 - 17 Budget	2017 - 18 Budget
<b>STREETS</b>							
10-60-110	Full-Time Employee Salaries	17,269	17,776	18,009	15,724	17,000	16,000
10-60-120	Part-Time Employee Salaries	8,148	8,549	10,506	8,694	14,000	13,000
10-60-130	Employee Benefit - Retirement	3,427	3,680	3,574	3,195	3,900	3,700
10-60-131	Employee Benefit-Employer FICA	1,903	1,982	2,149	1,846	2,200	2,200
10-60-133	Employee Benefit - Work. Comp.	592	597	1,271	633	1,100	800
10-60-134	Employee Benefit - UI	233	102	800	300	300	500
10-60-135	Employee Benefit - Health Ins.	2,109	1,880	910	189	600	2,500
10-60-137	Employee Testing	0	0	0	194	0	0
10-60-140	Uniforms	0	0	2,202	707	300	800
10-60-230	Travel and Training	690	218	0	1,295	1,000	2,000
10-60-250	Equipment Supplies & Maint.	27,866	20,443	16,713	16,256	16,900	17,000
10-60-255	Vehicle Lease	5,000	2,170	2,200	1,057	2,500	4,400
10-60-256	Fuel Expense	0	0	0	797	2,100	1,000
10-60-260	Buildings & Grounds - Shop	3,151	12,461	11,339	9,767	9,000	10,000
10-60-271	Utilities - Street Lights	59,302	33,580	39,785	41,553	40,000	43,500
10-60-312	Professional & Tech. - Engineer	0	1,553	28,881	29,912	18,000	18,000
10-60-350	Software Maintenance	0	488	2,450	3,331	4,000	4,200
10-60-370	Professional & Tech. Services	9,944	11,446	3,070	2,346	3,000	5,000
10-60-410	Special Highway Supplies	16,505	18,510	16,115	16,262	21,000	17,000
10-60-420	Weed Control	0	0	0	1,000	5,000	1,000
10-60-422	Crosswalk/Street Painting	2,516	2,488	3,797	4,000	4,000	4,000
10-60-424	Curb & Gutter Restoration	18,728	10,370	20,309	15,000	15,000	30,000
10-60-550	Banking Charges	0	574	240	384	800	400
10-60-745	Equipment	10,645	11,640	0	0	0	0
		188,027	160,507	184,320	174,441	181,700	197,000

Account No.	Account Title	2013 - 14 Actual	2014 - 15 Actual	2015 - 16 Actual	2016 - 17 Estimate	2016 - 17 Budget	2017 - 18 Budget
<b>ROAD IMPACT FEE FUND</b>							
<b>Revenue</b>							
24-37-100	Interest Earnings	0	681	1,248.33	2,059	500	1,000
24-37-200	Road Impact Fees	33,072	31,694	40,687.00	30,364	30,000	30,000
	Total Revenue	33,072	32,375	41,935	32,423	30,500	31,000
<b>Contributions and Transfers</b>							
24-39-500	Contribution From Fund Balance	0	0	0.00	0	36,500	0
	Total Contributions and Transfers	0	0	0	0	36,500	0
<b>Expenditures</b>							
24-40-760	Projects	0	0	0	0	67,000	0
24-40-799	Facilities	0	0	0	0	0	0
	Total Expenditures	0	0	0	0	67,000	0
	Road Impact Fee Fund Revenue Total	33,072	32,375	41,935	32,423	97,500	31,000
	Road Impact Fee Fund Expenditure Total	0	0	0	0	67,000	0
	Net Road Impact Fee Fund	33,072	32,375	41,935	32,423	30,500	31,000

# WATER UTILITY FUND

## FY 2017-2018

---

The South Weber City Water Utility Fund is comprised of three fundamental areas of service:

- 1) Supply: administer water samples for safe consumption, manage reserves, and facility storage;
- 2) Distribution: maintains the appropriate quality, quantity, and pressure of the water system, including pipes and valves; and
- 3) Utility: meter reading, billing, and leak detection.

The planning and engineering personnel oversee the long-range planning, design, and construction management of the water system improvements and extensions.

The City currently maintains 43.5 miles of pipe, 2,100 existing residential connections (ERC's), 4 water reservoirs, over 700 water valves, 340 fire hydrants and conducts an average of 30 water samples per month to ensure the quality of safe drinking water. South Weber City progressively and continuously researches and implements the most efficient and effective methods for constructing and maintaining the city's culinary water system to meet the requirements of the Utah Clean Water Act (UCWA) and the Federal Safe Drinking Water Act (FSDWA).

Secondary water is provided by four third party agencies based on the geographical location of a residence or commercial development. Secondary water is not provided by the City and is not considered a part of South Weber City's water infrastructure.

WATER UTILITY			
51-40-110	Full-Time Employee Salaries		73,000
51-40-105	Part-time Employee Salaries		0
51-40-130	Employee Benefit - Retirement		17,000
51-40-131	Employee Benefit-Employer FICA		6,000
51-40-133	Employee Benefit - Work. Comp.		3,000
51-40-134	Employee Benefit - UI		1,000
51-40-135	Employee Benefit - Health Ins.		20,000
51-40-140	Uniforms <i>1 FTE Public Works Uniform and Cleaning costs</i>		800
51-40-210	Books/Subscriptions/Membership <i>Memberships in Professional Organizations and Subscriptions</i> Rural Water Users of Utah APWA		1,100
51-40-230	Travel <i>Charges for conferences, educational materials, &amp; employee travel</i> Rural Water Conference (2) Backflow Technician Certification Other local classes		5,000
		1,500	
		1,000	
		1,000	
51-40-240	Office Supplies & Expense <i>Copier Supplies, Postage, and general office supplies</i>		1,500
51-40-250	Equipment Supplies & Maint. <i>Upkeep or repair of equip. and oper. Supplies</i> Includes lease of mini excavator		25,000
51-40-255	Vehicle Lease		0
51-40-256	Fuel Expense		2,000
51-40-260	Buildings & Grounds <i>33% of Shop building and grounds maintenance</i>		9,000
51-40-270	Water - Power & Pumping		24,000
51-40-280	Telephone and wireless		2,000
51-40-311	Professional/Technical <i>Bond disclosure preparation and submission</i>		2,500

51-40-312	Professional/Technical-Engineering <i>Engineering Services including GIS</i>		20,000
51-40-315	Professional/Technical - Auditor		0
51-40-350	Software Maintenance <i>Software maintenance contracts</i>		6,700
	Master Meter	1,500	
	IWorq	2,000	
	Caselle	2,200	
	Win-911	500	
	LogMeIn	500	
51-40-370	Utility Billing Services <i>% of services associated with the billing and collection of utility accounts</i>		9,000
51-40-480	Special Water Supplies <i>Testing supplies and costs to insure water quality</i>		5,000
	Chemtech-Ford	4,000	
	Davis County Health	1,000	
51-40-481	Water Purchases <i>Culinary water purchased from Weber Basin</i>		255,000
51-40-485	Fire Hydrant Update <i>Replace 6 per year for the next 3 years.</i>		40,000
51-40-490	Water O & M Charge <i>Water system supplies and maintenance.</i>		74,000
51-40-530	Interest Expense <i>Interest payment on Bond</i>		142,000
51-40-550	Banking Charges <i>Bank charges and fees and credit card transaction fees</i>		4,500
51-40-650	Depreciation		225,000
51-40-720	Meter Replacements <i>Replace 200 meters</i>		50,000
51-40-811	Bond - Principal <i>Principal payment on bond</i>		75,000
51-80-512	Contributions		0
51-40-740	Equipment <i>Church Street Generator</i>		100,000
51-40-730	Work in Progress <i>1250 East</i>	50,000	50,000
51-40-900	Contribution to Fund Balance		0
51-40-915	Transfer to Admin Svcs		68,900
<b>WATER IMPACT FEE FUND</b>			
26-80-800	Transfers		44,500

	Bond Payment		
--	--------------	--	--

Account No.	Account Title	2013 - 14 Actual	2014 - 15 Actual	2015 - 16 Actual	2016 - 17 Estimate	2016 - 17 Budget	2017 - 18 Budget
<b>WATER UTILITY FUND</b>							
<b>WATER UTILITIES REVENUE</b>							
51-37-100	Water Sales	993,464	1,013,538	1,040,445	1,054,448	1,013,500	1,056,000
51-37-105	Water Connection Fee	12,985	12,190	14,575	10,157	12,000	12,000
51-37-130	Penalties	20,761	22,988	16,531	48,878	15,000	45,500
	Total Water Utilities Revenue:	1,027,210	1,048,716	1,071,551	1,113,484	1,040,500	1,113,500
<b>MISCELLANEOUS</b>							
51-36-100	Interest Earnings	2,657	2,693	14,916	10,160	4,000	10,000
51-38-900	Sundry Revenues	0	0	0	3,860	0	0
51-38-920	Gain Loss Sale of Assets	9,873	(979)	(72,370)	0	0	0
	Total Miscellaneous	12,530	1,714	(57,455)	14,020	4,000	10,000
<b>CONTRIBUTIONS AND TRANSFERS</b>							
51-38-820	Transfer from Water Impact Fd	0	0	75,000	302,904	219,000	44,500
51-38-910	Capital Contributions	0	0	0	0	0	0
51-39-500	Contribution from Fund Balance	0	0	0	0	0	150,000
	Total Contributions and Transfers:	0	0	75,000	302,904	219,000	194,500
		1,039,740	1,050,430	1,089,097	1,430,408	1,263,500	1,318,000



Account No.	Account Title	2013 - 14 Actual	2014 - 15 Actual	2015 - 16 Actual	2016 - 17 Estimate	2016 - 17 Budget	2017 - 18 Budget
<b>WATER</b>							
51-40-110	Full-Time Employee Salaries	119,322	122,937	140,513	164,867	126,000	73,000
51-40-105	Part-time Employee Salaries	18,041	26,785	10,566	3,722	4,000	0
51-40-130	Employee Benefit - Retirement	24,613	19,505	25,008	32,968	30,000	17,000
51-40-131	Employee Benefit-Employer FICA	12,714	11,118	11,070	12,561	10,000	6,000
51-40-133	Employee Benefit - Work. Comp.	2,335	2,051	4,024	3,154	3,000	3,000
51-40-134	Employee Benefit - UI	1,098	345	2,000	1,500	1,500	1,000
51-40-135	Employee Benefit - Health Ins.	11,747	15,995	20,257	17,689 *	21,000	20,000
51-40-140	Uniforms	5,412	4,911	3,125	912	300	800
51-40-210	Books/Subscriptions/Membership	1,260	1,100	1,075	1,100	1,200	1,100
51-40-230	Travel	855	4,284	1,451	2,096	3,000	5,000
51-40-240	Office Supplies & Expense	1,246	772	1,892	1,342	1,000	1,500
51-40-250	Equipment Supplies & Maint.	23,889	45,139	8,535	12,906	14,500	25,000
51-40-255	Vehicle Lease	9,234	6,511	6,500	0	0	0
51-40-256	Fuel Expense	0	0	0	1,628	2,000	2,000
51-40-260	Buildings & Grounds	209	0	0	1,000	9,000	9,000
51-40-270	Water - Power & Pumping	16,934	23,566	23,661	22,055	24,000	24,000
51-40-280	Telephone and wireless	0	1,014	2,339	1,954	2,000	2,000
51-40-311	Professional/Technical	0	1,500	2,250	2,500	2,350	2,500
51-40-312	Professional/Technical-Engineering	9,237	5,184	28,725	30,773	20,000	20,000
51-40-315	Professional & Tech. - Auditor	4,906	0	0	0	0	0
51-40-350	Software Maintenance	1,647	1,917	8,407	6,526	5,100	6,700
51-40-370	Utility Billing Services	0	5,761	10,516	8,898	6,300	9,000
51-40-480	Special Water Supplies	5,405	4,851	1,614	3,471	5,000	5,000
51-40-481	Water Purchases	152,716	193,696	250,778	252,619	251,000	255,000
51-40-485	Fire Hydrant Update	0	12,776	40,939	39,371	40,000	40,000
51-40-490	Water O & M Charge	58,681	61,673	71,270	72,220	56,000	74,000
51-40-530	Interest Expense	135,217	163,385	141,947	143,500	149,000 **	142,000
51-40-550	Banking Charges	0	1,485	4,256	4,224	2,000	4,500
51-40-650	Depreciation	190,035	204,805	203,666	225,000	200,000	225,000
51-40-720	Meter Replacements	60,058	44,836	51,634	44,275	50,000	50,000
51-40-811	Bond - Principal	0	70,000	75,000	75,000	70,000 **	75,000
51-80-512	Contributions	0	0	0	0	0	0
51-40-750	Vehicles	0	0	0	22,250	22,250	0
51-40-730	W.I.P.	0	0	0	11,219	50,000	50,000
51-40-740	Equipment	0	0	0	0	0	100,000
51-40-900	Contribution to fund balance	0	0	0	0	82,000	0
51-40-915	Transfer to Admin Svs	0	0	0	0	0	68,900
		866,812	1,057,901	1,153,019	1,223,302	1,263,500	1,318,000

Account No.	Account Title	2013 - 14 Actual	2014 - 15 Actual	2015 - 16 Actual	2016 - 17 Estimate	2016 - 17 Budget	2017 - 18 Budget
<b>WATER IMPACT FEE FUND</b>							
<b>Revenue</b>							
26-37-100	Interest Earnings	0	1,922	3,192	2,242	1,500	400
26-37-200	Water Impact Fees	35,568	61,470	85,147	58,738	60,000	81,000
<b>Contributions and Transfers</b>							
26-39-500	Contribution From Fund Balance	0	0	0	0	171,500	0
<b>Expenditures</b>							
26-40-760	Projects	0	16,392	23,613	8,041	14,000	0
26-40-799	Facilities	0	0		0		
26-80-800	Transfers	0	0	217,088	302,905	219,000 **	44,500
	Water Impact Fee Fund Revenue Total	<u>35,568</u>	<u>63,392</u>	<u>88,339</u>	<u>60,980</u>	<u>233,000</u>	<u>81,400</u>
	Water Impact Fee Fund Expenditure Total	<u>0</u>	<u>16,392</u>	<u>240,701</u>	<u>310,946</u>	<u>233,000</u>	<u>44,500</u>
	Net Total Water Impact Fee Fund	<u>35,568</u>	<u>47,000</u>	<u>-152,362</u>	<u>-249,965</u>	<u>0</u>	<u>36,900</u>
** Portion for Bond Payments							
Bond matures in 2030. \$219,000							

# Planning and Zoning

## FY 2017-2018

---

South Weber City Planning and Zoning services provide for the short and long range planning of South Weber City. Zoning services are comprised of both full-time and contracted personnel. The South Weber City Building Official is charged with assisting citizens and business groups with compliance to the City's code, standards, ordinances, and permitting process for the regulation of building construction; and working with developers and contractors through the development process for the successful achievement of their project goals. South Weber City is contracted through the Davis County Planning Department for city planning services and Jones & Associates Consulting Engineers for engineering services. These staff members design and plan for the City's current infrastructural needs as well as future infrastructural growth in a coordinated effort to serve to the best interest of the community.

**Planning and Zoning**

10-58-110	Full-time Employee Salaries Public Works Director and Building Inspector	82,000
10-58-120	Part-time Employee Salaries 5 Planning Commission members (Moved from Leg. Dept.)	4,000
10-58-130	Employee Benefit - Retirement	20,000
10-58-131	Employee Benefit-Employer FICA	6,600
10-58-133	Employee Benefit - Work. Comp.	2,400
10-58-134	Employee Benefit - UI	1,100
10-58-135	Employee Benefit - Health Ins.	12,000
10-58-140	Uniforms <i>1 FTE Public Works Uniform and Cleaning costs</i>	800
10-58-210	Books/Subscriptions/Membership <i>Memberships in Professional Organizations and Subscriptions</i> Building Code books (updated every three years) ICC memberships - National, State & local	1,000
10-58-230	Travel and Training <i>Charges for conferences, educational materials, &amp; employee travel</i> Bling Inspection Certification ULCT fall conf - Planning commission Land Use Academy of Utah( LUAU) Utah Land Use Institute	7,500  3,000 2,000 500 1,700
10-58-250	Equipment Supplies & Maint. <i>Upkeep or repair of equip. and oper. Supplies</i>	3,500
10-58-255	Vehicle Lease <i>Department share based on FTE</i>	4,400
10-58-256	Fuel Expense	1,000
10-58-310	Professional & Tech. - Planner (Moved from Administrative Dept.)	9,000
10-58-311	Professional & Tech. - Eco Dev/ Comm Fundraising (Moved from Administrative Dept.)	2,100
10-58-312	Professional & Tech. - Engineer	15,000

(Moved from Administrative Dept.)

10-58-319	Professional & Tech. - Subd. Reviews (Moved from Administrative Dept.)	50,000
10-58-350	Software Maintenance	2,500
10-58-370	Professional & Tech. Services	500
10-58-620	Miscellaneous	600

Account No.	Account Title	2013 - 14 Actual	2014 - 15 Actual	2015 - 16 Actual	2016 - 17 Estimate	2016 - 17 Budget	2017 - 18 Budget
<b>Planning and Zoning</b>							
10-58-110	Full-time Employee Salaries	37,495	38,818	44,050	45,047	46,500	82,000
10-58-120	Part-time Employee Salaries	0	0	2,034	0	0	4,000
10-58-130	Employee Benefit - Retirement	7,612	8,403	8,997	9,019	11,000	20,000
10-58-131	Employee Benefit-Employer FICA	2,771	2,906	3,412	3,343	5,300	6,600
10-58-133	Employee Benefit - Work. Comp.	839	849	1,397	818	1,800	2,400
10-58-134	Employee - Benefit U.I.	221	90	600	700	700	1,100
10-58-135	Employee Benefit - Health Ins.	3,709	3,236	3,758	4,317	5,300	12,000
10-58-140	Uniforms	0	0	0	0	0	800
10-58-210	Books/Subscriptions/Membership	1,810	125	791	987	2,300	1,000
10-58-230	Travel and Training	33	1,262	1,168	5,900	2,000	7,500
10-58-250	Equipment Supplies & Maint.	0	0	1,165	2,168	1,000	3,500
10-58-255	Vehicle Lease	0	2,170	2,200	0	0	4,400
10-58-256	Fuel Expense	0	0	0	876	1,000	1,000
10-58-310	Professional & Tech. - Planner	0	0	0.00	0	0	9,000
10-58-311	Professional & Tech. - Eco Dev/Comm Fd	0	0	0.00	0	0	2,100
10-58-312	Professional & Tech. - Engineer	0	0	0.00	0	0	15,000
10-58-319	Professional & Tech. - Subd. Reviews	0	0	0.00	0	0	50,000
10-58-350	Software Maintenance	0	1,408	0	2,500	1,500	2,500
10-58-370	Professional & Tech. Services	2,967	450	65	150	2,000	500
10-58-620	Miscellaneous	3,080	1,707	1,587	552	600	600
		60,536	61,425	71,223	76,378	81,000	226,000