

## SOUTH WEBER CITY COUNCIL AGENDA

**PUBLIC NOTICE** is hereby given that the **City Council of SOUTH WEBER CITY**, Utah, will meet in a regular public meeting on **Tuesday, 28 February 2017** at the **City Council Chambers, 1600 E. South Weber Dr.**, commencing at **6:00 p.m.**

---

### WORK MEETING:

**5:00 p.m.** Discussion of agenda items, correspondence, and/or future agenda items

### COUNCIL MEETING:

**6:00 p.m.** PLEDGE OF ALLEGIANCE – Council Member Winsor  
PRAYER - Council Member Hyer  
APPROVAL OF AGENDA  
DECLARATION OF CONFLICT OF INTEREST

#### **1. CONSENT AGENDA:**

- ◆ Approval of February 7, 2017 Meeting Minutes
- ◆ Approval of June 2016 Budget to Actual
- ◆ Approval of January 2017 Budget to Actual
- ◆ **RES 17-06** Amendment #1 to Interlocal Cooperation Agreement for Animal Control Services with Davis County
- ◆ **RES 17-07** Adopting the Davis County Natural Hazard Pre-Disaster Mitigation Plan
- ◆ **RES 17-09** Planning Commission Appointment

**6:05 p.m.**

#### **2. ACTION ITEMS:**

- a. **Public Hearing: ORD 17-03** Adopting an Impact Fee Facilities Plan and Impact Fee Analysis, Including the Weber Basin Water Conservancy District's Water Impact Fee for Culinary Water
- b. 6650 S. Dead-End
- c. **ORD 17-01** Adopting SWC Code Title 1, Administration
- d. Central Park Playground Equipment
- e. **RES 17-08** Amendment to Personnel Policy; Background Checks

**7:35 p.m.**

#### **3. DISCUSSION ITEMS:**

- a. **ORD 17-02** Amending South Weber City Code Subsections 1.06.020B; 1.06.090E; & 7.01.020A
- b. **RES 17-10** Amending Consolidated Fee Schedule: Chapter 7: Civic Center
- c. 2017 Meeting Schedule

#### **4. CITY COUNCIL, PLANNING COMMISSION LIAISON, & STAFF REPORT(S) ON DESIGNATED RESPONSIBILITIES**

**7:55 p.m.**

5. **PUBLIC COMMENT:** Please keep public comments to 3 minutes or less per person (no action to be taken)

**8:00 p.m.**

#### **6. ADJOURN**

THE UNDERSIGNED DULY APPOINTED CITY RECORDER FOR THE MUNICIPALITY OF SOUTH WEBER CITY HEREBY CERTIFIES THAT A COPY OF THE FOREGOING NOTICE WAS MAILED, EMAILED, OR POSTED TO:

CITY OFFICE BUILDING

EACH MEMBER OF THE GOVERNING BODY

UTAH PUBLIC NOTICE WEBSITE

CITY WEBSITE [www.southwebercity.com](http://www.southwebercity.com)

THOSE LISTED ON THE AGENDA

[www.pmn.utah.gov](http://www.pmn.utah.gov)

DATE: February 23, 2017

CITY RECORDER: Elyse Greiner

IN COMPLIANCE WITH THE AMERICANS WITH DISABILITIES ACT, INDIVIDUALS NEEDING SPECIAL ACCOMMODATIONS DURING THIS MEETING SHOULD NOTIFY THE CITY RECORDER, 1600 EAST SOUTH WEBER DRIVE, SOUTH WEBER, UTAH 84405 (801-479-3177) AT LEAST TWO DAYS PRIOR TO THE MEETING.

\*Agenda times are approximate and may be moved in order, sequence and time to meet the needs of the Council\*

# SOUTH WEBER CITY CITY COUNCIL MEETING

**DATE OF MEETING:** 7 February 2017

**TIME COMMENCED:** 5:02 p.m.

**PRESENT: MAYOR:**

Tammy Long

**COUNCILMEMBERS:**

Scott Casas  
Kent Hyer (arrived at 5:05 p.m.)  
Merv Taylor  
Jo Sjoblom

**CITY RECORDER:**

Elyse Greiner

**CITY MANAGER:**

Tom Smith

**CITY ATTORNEY:**

Doug Ahlstrom

**CITY ENGINEER:**

Brandon Jones

**Transcriber:** Minutes transcribed by Michelle Clark

**VISITORS:** Debi Pitts, Wayne & Lisa Winsor, Tim Grubb, Jan Ukena, Jacob Smith, Wes Johnson, Louise Cash, Keith Christensen, Lisa Winsor, Dusty Petty, Angie Petty, Sally Petty, Bill Petty, Diana Hyer, Mark Larsen, Paula Kenny, Raelene & Roger Miller, LaRae Harper, Scott Loderquist, Rob Osborne, Dean Christensen, Cole Fessler, and Stuart Fessler.

**Mayor Long called the meeting to order and welcomed those in attendance.**

**PLEDGE OF ALLEGIANCE:** Council Member Casas

**PRAYER:** Council Member Sjoblom

**AGENDA:** Council Member Sjoblom moved to approve the agenda as written. Council Member Taylor seconded the motion. Elyse called for the vote. Council Members Casas, Taylor, and, Sjoblom voted yes. The motion carried.

**CONFLICT OF INTEREST:** None

## **CONSENT AGENDA:**

- Approval of January 24, 2017 Meeting Minutes
- Approval of January 24, 2017 Work Meeting Minutes
- Approval of December 2016 Budget to Actual
- Approval of January 2017 Check Register

- **Approve Zions Bank Public Finance Inc. and Jones & Associates to prepare or amend Impact Fee Facilities Plans and Impact Fee Written Analysis for culinary water, sewer, storm water, streets, parks and trails, fire, and public safety**

**Council Member Hyer arrived at 5:05 p.m.**

**Council Member Sjoblom moved to approve the consent agenda. Council Member Casas seconded the motion. Elyse called for a roll call vote. Council Members Casas, Hyer, Taylor, and Sjoblom voted yes. The motion carried.**

**ACTION ITEMS:**

**Interview City Council Vacancy Applicants: Keith Christensen, Tim Grubb, Dustin Petty, Jacob Smith, Jan Ukena, and Wayne Winsor.** Elyse explained the interviewing process and stated the following:

- 1) The Council will interview each candidate one by one in alphabetical order. The Council may ask any questions of them, they don't have to be uniform for each candidate.
- 2) A paper vote will be taken by the Council for their top three candidates. The votes will be weighted to help eliminate duplication possibilities. The first choice gets 3 points, the second choice gets 2 points, and the third choice gets 1 point.
- 3) The top candidate's names will be read out loud. The Council will then take another vote selecting their top candidate. If there is a tie, then the Mayor will make the deciding vote.
- 4) Once a candidate has been selected, the Council will make a motion to appoint them to the Council through Resolution 17-05.

**Keith Christensen, 1411 E. 7425 S.,** approached the Council. Council Member Sjoblom stated she has been impressed with the service Keith has done for the City. She asked him what the best thing is about South Weber. Keith said they moved here twenty years ago. He feels your voice really counts and you can make a difference. Keith is concerned about the aging infrastructure, growth, and rebuilding the name of the City. He said with the new Maverik, people are taking the South Weber exit. He isn't sure what incentives have been taken to get commercial. He feels there needs to be a balance with commercial. He has been informed of certain decisions made by the Council as he has followed them off and on. He feels there have been personal agendas that have been impeding decisions. He feels whatever happens tonight will be a game changer. Council Member Taylor asked how the infrastructure be improved. Keith said we have to figure out a way to do things systematically. Council Member Hyer asked him why he would like to serve on the City Council. Keith said he would like to make a difference and feels the City dynamic needs to be changed.

**Tim Grubb, 6926 S. 475 E.,** approached the City Council. Council Member Casas said Tim has a lot of experience with serving on the City Council and Planning Commission in the past and asked him why he would like to serve on the City Council. Tim said he feels he has the ability to reach out to others. He has family and friends in the City. Council Member Sjoblom asked Tim how he can help improve the management of the budget. Tim said he isn't an expert but feels he is good at redlining. He does have experience with budgets. Council Member Sjoblom asked Tim about his possible conflict of interest with the train station. He said he wouldn't have any

problem making the right decision for the City. He also has a pretty good way of making his father understand the goals of the City. Council Member Hyer asked Tim about his service in the past for the City and what he is extremely proud of. Tim said he is proud of what he did for the Family Activity Center. He said his family did donate acreage for the Canyon Meadows Park. Tim said the City needs commercial development. He feels transportation has always been a concern to him. He lives on the west end and there is a lot of growth potential in that area. Council Member Taylor asked him what he sees the most important issue is for the City. Tim said money. He said Maverik and the gravel pits don't bring in enough money for everything. Tim discussed the master plan and said the City needs a frontage road along Old Post Road. Tim thanked the Council and those who are running.

**Dustin Petty, 7692 Cornia Drive**, approached the City Council. Council Member Sjoblom asked him what the best thing is about living in South Weber. Dusty said the people and location. He feels infrastructure needs to be addressed in the right order. He feels the master plan needs to be well defined and something that is adhered to. He recognizes the budget needs to work for the City. Concerning commercial development, he feels it should be thought out and not slow approach. He stated he is not opposed to a property tax increase. He is concerned about keeping the long-term value of the City. Council Member Casas asked if a developer was interested in selling their property, would he be willing to develop. Dusty said not necessarily but it would need to be the right circumstances. Council Member Taylor asked him about commercial development. Dusty said he is hesitant in commercial development. Council Member Hyer asked Dusty about his employment skills that would be a benefit to South Weber City. He said he has worked as a dispatcher and has experience with dealing with people under stressful situations. He stated he is a third generation of this City and has a great love for the City. He grew up with family all around him. He thinks South Weber values family. He would like to keep South Weber a safe place to be for the children in our City. Council Member Sjoblom asked him about his work experience at Maverik. Dusty feels the City is lucky to have such a nice store.

**Jacob Smith, 1788 Kay Lane**, approached the City Council. Council Member Sjoblom asked Jacob about his law practice and he will handle the time commitment of the Council. He works usually 8 to 5. He said his schedule can be changed. He has been involved with small cities and he likes the small city feel of South Weber and that is why he is here. Council Member Casas asked if he has attended any Council meetings. He said he hasn't attended any meetings but does read the minutes. He would like to help in reaching out to citizens through social media. He said this would help with transparency. Council Member Taylor asked him how long he has lived in South Weber. Jacob said he has lived in South Weber for 15 months. Council Member Taylor asked about public safety improvements. Jacob said the tone has changed for the Fire Department. He feels the Council needs to listen to help improve relations. He said it would be great to have more of a police presence, or look into working out a neighborhood watch. He feels the Public Works Department may need some community help. He would like to see citizens more involved which can help save money with the budget.

**Jan Ukena, 7948 S. 2100 E.**, approached the City Council. Council Member Taylor asked her what the most critical issues is facing the City. She said transparency and budget. She said the

only way to get commercial is to go out and talk to people. She does have a couple of ideas concerning commercial. She doesn't feel taxes need to be raised and feels enough money can be generated. Council Member Hyer asked about South Weber's attributes. Jan said the City does have some codes that are too stringent. She feels the City needs some incentives.

**Wayne Winsor, 2010 E. View Drive**, approached the City Council. Council Member Hyer asked him about his concerns that are holding the Council back. Wayne said it all starts with a plan. He said infrastructure doesn't last forever but there is an enterprise fund, storm drain enterprise fund, and sewer fund. He said the City can't keep going to the general fund for infrastructure. He feels there needs to be a transportation enterprise fund. He understands the City has limited resources. Council Member Sjoblom asked Wayne how he can bring cohesiveness to the Council. Wayne discussed his experience on the Planning Commission and how everyone has to come together as a team. He feels the Council needs to come together. Council Member Hyer asked what he likes most about South Weber. Wayne loves the culture and home town pride of this City. He has been involved with Country Fair Days. He said growth is coming and we need to keep an eye out on who we are and what founded this City. Council Member Sjoblom asked Wayne about how to get more people to the Family Activity Center. Wayne said it is a hidden gem in the City, but it is limited to the number of resources. He feels social media needs to be used to promote it. He likes the extracurricular activities held at the Family Activity Center. Wayne appreciated the opportunity. He comes from a technical background that would be a great addition to the assets of the Council.

Council Member Sjoblom thanked the six applicants for their willingness to serve this community. She said any of you would be a great contribution to this Council. She said this will be a hard decision to make. Council Member Hyer thanked those applicants for their willingness to get involved and hopes they will all continue to service. Council Member Taylor and Casas thanked each person for their participation.

Round 1 Voting:

Council Member Taylor – voted for Keith Christensen, Dustin Petty, and Jan Ukena  
Council Member Hyer – voted for Wayne Winsor, Keith Christensen, and Tim Grubb  
Council Member Sjoblom – voted for Tim Grubb, Wayne Winsor, and Keith Christensen  
Council Member Casas – voted for Tim Grubb, Wayne Winsor, and Jacob Smith

Total Points for each Candidate

Keith Christensen 6 points  
Tim Grubb 7 points  
Dustin Petty 2 points  
Jacob Smith 1 point  
Jan Ukena 1 point  
Wayne Winsor 7 points

Final Vote:

Council Member Taylor – voted for Wayne Winsor  
Council Member Hyer – voted for Wayne Winsor  
Council Member Sjoblom – voted for Wayne Winsor  
Council Member Casas – voted for Tim Grubb

**RESOLUTION 17-05 Appointment of City Council Member**

**Council Member Hyer moved to approve Resolution 17-05 appointing Wayne Winsor to the South Weber City Council for the term of February 2017 to January 2018. Council Member Taylor seconded the motion. Elyse called for a roll call vote. Council Members Casas, Hyer, Taylor, and Sjoblom voted yes. The motion carried.**

**6650 S. Improvement Option(s):** Tom said an open house was held concerning improvement options for 6650 South. He said after the last Council meeting, the Council discussed dead ending 6650 South and creating a hammerhead turnaround. Council Member Hyer discussed various places in the City that have issues with speeding. He said with the growth of the City, there will continue to be issues like this. He is concerned because it appears that the City will need to jump through a lot of hoops just to get a dead end with a hammerhead. Tim Grubb said this is a temporary fix and not a permanent fix because there is a master plan.

Brandon Jones, City Engineer, said the purpose of tonight's discussion is to give more direction to the Planning Commission. He then pointed out 6650 South on the City's master plan. He said with the approval of Old Maple Farms Subdivision there will be more growth but another option other than using 6650 South. Brandon reviewed the possible options for cross sections:

**Option #1** -50' ROW, on-street parking, and no sidewalk. He said this would allow for on-street parking, no sidewalk (wider pavement allows for safer walking, more property to acquire for ROW, estimated costs: Construction = \$470k, ROW = \$75 K Total = \$545K.

**Option #2** - 40' ROW with no on-street parking, no sidewalk (Not safe for walking), less property to acquire for ROW, estimated costs: Construction = \$445K, ROW = \$35K Total = \$480K.

Brandon estimated the cost to build a turnaround to be approximately \$10,000 to \$15,000. Mark Larsen said this is a temporary option and the road will eventually open back up as per the master plan. Council Member Taylor has talked to some residents who are in favor of a dead ending it. Brandon reviewed the improved street with a hammerhead turnaround. Homeowners affected by a turnaround include: Roger Miller, Daren Gardner, and Jaron Alberts.

**Council Member Taylor moved to allow public comment from anyone who lives on 6650 South. Council Member Hyer seconded the motion. Elyse called for the vote. Council Members Casas, Hyer, Taylor, Sjoblom, and Winsor voted yes. The motion carried.**

**Roger Miller, 291 E. 6650 S.,** said he is in favor of dead ending 6650 South but he is concerned about the space that he needs to get to his backyard and suggested moving it 10' further on the north side of 6650 South. Discussion took place regarding the Halverson property located west of the Miller home.

**Daren Gardner, 307 E. 6650 S.,** said he is in favor of dead ending and he did offer some of his property, but it is further away.

Council Member Winsor asked if everyone understands this is a temporary dead end. Mr. Miller said he is aware of that.

**Council Member Hyer was excused at 7:18 p.m.**

Tom said as a matter of probability, it won't be used that much. Mayor Long questioned the cross-section options and the cost to widen the street down the road.

**Council Member Winsor moved to close the public comment. Council Member Taylor seconded the motion. Elyse called for a roll call vote. Council Members Casas, Winsor, Taylor, and Sjoblom voted yes. The motion carried.**

**Council Member Casas moved to send this to the Planning Commission with the dead ending of 6650 South and installation of a hammer head turnaround. Council Member Taylor seconded the motion. Elyse called for a roll call vote. Council Members Casas, Winsor, Taylor, and Sjoblom voted yes. The motion carried.**

Brandon said he needs a recommendation concerning the cross sections because he is currently working with the Bambrough who will be developing their property. The Council agreed to have the Planning Commission look at it first.

**COUNCIL ITEMS:**

**Council Member Winsor:** He thanked the Council for their trust and confidence in him.

**Council Member Casas:** He asked Mark Larsen to look at the street light on 1550 East and 1250 East.

**Council Member Taylor:** He thanked the Public Works Department for all their hard work.

**CITY MANAGER ITEMS:**

**Fertilizer Bid:** He would like to know how the Council would like to proceed concerning the contractor who has bid out the fertilizer. Council Member Casas would like to have the bid terminated and re-bid.

**Bids for Contracting Out Parks:** Tom said he has sent out an email concerning the possibility of contracting out City parks. He needs to know how the Council would like to proceed. The Council agreed to keep it in house.

**Central Park Playground Equipment:** He said the Citizens Committee is working on getting playground equipment for Central Park. The estimate is approximately \$150,000.

**Social Media:** He will be asking the Council to send out information on the City web-site to help citizens get excited or take pride in with the City.

**PLANNING COMMISSION:**

**Commissioner Rob Osborne:** He said the Planning Commission has been put in a difficult situation because the Bambrough's have already made application for their development off of 6650 South as a two-way road. Tom said the City is redoing the impact fees. He said permits will not be pulled until next year and once that happens in fiscal year 2019, 6650 South can be widened by using impact fees and Class C road funds.

**PUBLIC COMMENTS:**

**Scott Logerquist, 433 E. 6650 S.,** said he is affected because the widening of the street will come close to his front porch. He suggested adding more information in the City newsletter on the Family Recreation Center.

**Tim Grubb, 6926 S. 475 E.,** said he appreciates the review of 6650 South because a lot of the residents have been asking for the City to do something about it. He said with the soccer complex there will be a big impact on this street.

**ADJOURNED:** Council Member Taylor moved to adjourn the meeting at 7:54 p.m. Council Member Sjoblom seconded. Elyse called for the vote. Council Members Casas, Winsor, Sjoblom, and Taylor voted yes. The motion carried.

**APPROVED:** \_\_\_\_\_ Date  
Mayor: Tammy Long

\_\_\_\_\_  
Transcriber: Michelle Clark

Attest: \_\_\_\_\_  
City Recorder: Elyse Greiner



SOUTH WEBER CITY CORPORATION  
REVENUES WITH COMPARISON TO BUDGET  
FOR THE 12 MONTHS ENDING JUNE 30, 2016

GENERAL FUND

	PERIOD ACTUAL	YTD ACTUAL	BUDGET	UNEARNED	PCNT
<u>TAXES</u>					
10-31-100	.00	307,780.47	310,000.00	2,219.53	99.3
10-31-120	.00	13,705.43	3,300.00	( 10,405.43)	415.3
10-31-200	.00	32,400.83	30,000.00	( 2,400.83)	108.0
10-31-300	.00	846,961.37	850,000.00	3,038.63	99.6
10-31-310	.00	344,520.62	332,000.00	( 12,520.62)	103.8
TOTAL TAXES	.00	1,545,368.72	1,525,300.00	( 20,068.72)	101.3
<u>LICENSES AND PERMITS</u>					
10-32-100	.00	15,101.00	13,000.00	( 2,101.00)	116.2
10-32-210	.00	219,135.64	160,000.00	( 59,135.64)	137.0
TOTAL LICENSES AND PERMITS	.00	234,236.64	173,000.00	( 61,236.64)	135.4
<u>INTERGOVERNMENTAL REVENUE</u>					
10-33-400	.00	3,500.00	3,500.00	.00	100.0
10-33-560	.00	215,354.24	175,000.00	( 40,354.24)	123.1
10-33-580	.00	4,063.77	4,000.00	( 63.77)	101.6
TOTAL INTERGOVERNMENTAL REVENUE	.00	222,918.01	182,500.00	( 40,418.01)	122.2
<u>CHARGES FOR SERVICES</u>					
10-34-100	.00	20,106.78	10,000.00	( 10,106.78)	201.1
10-34-105	.00	58,876.35	.00	( 58,876.35)	.0
10-34-250	.00	1,862.00	1,700.00	( 162.00)	109.5
10-34-254	.00	.00	.00	.00	.0
10-34-270	.00	.00	.00	.00	.0
10-34-310	.00	.00	.00	.00	.0
10-34-760	.00	.00	.00	.00	.0
TOTAL CHARGES FOR SERVICES	.00	80,845.13	11,700.00	( 69,145.13)	691.0
<u>FINES AND FORFEITURES</u>					
10-35-100	.00	121,390.38	120,000.00	( 1,390.38)	101.2
TOTAL FINES AND FORFEITURES	.00	121,390.38	120,000.00	( 1,390.38)	101.2

SOUTH WEBER CITY CORPORATION  
REVENUES WITH COMPARISON TO BUDGET  
FOR THE 12 MONTHS ENDING JUNE 30, 2016

GENERAL FUND

	PERIOD ACTUAL	YTD ACTUAL	BUDGET	UNEARNED	PCNT
<u>MISCELLANEOUS REVENUE</u>					
10-36-100 INTEREST EARNINGS	.00	6,541.86	5,000.00	( 1,541.86)	130.8
10-36-300 NEWSLETTER SPONSORS	.00	150.00	500.00	350.00	30.0
10-36-400 SALE OF ASSETS	.00	8,388.00	.00	( 8,388.00)	.0
10-36-900 SUNDRY REVENUES	.00	6,691.88	5,000.00	( 1,691.88)	133.8
10-36-901 FARMERS MARKET	.00	.00	.00	.00	.0
<b>TOTAL MISCELLANEOUS REVENUE</b>	<b>.00</b>	<b>21,771.74</b>	<b>10,500.00</b>	<b>( 11,271.74)</b>	<b>207.4</b>
<u>CONTRIBUTIONS AND TRANSFERS</u>					
10-39-091 TRANSFER FROM CAPITAL PROJECTS	.00	.00	.00	.00	.0
10-39-100 FIRE AGREEMENT/JOB CORPS	.00	.00	3,500.00	3,500.00	.0
10-39-110 FIRE AGREEMENT/COUNTY	.00	2,325.31	1,000.00	( 1,325.31)	232.5
10-39-800 TFR FROM IMPACT FEES	.00	.00	.00	.00	.0
10-39-900 CONTRIBUTION FROM GF SURPLUS	.00	.00	414,000.00	414,000.00	.0
10-39-910 CONTRIB. FROM CLASS "C"	.00	.00	.00	.00	.0
<b>TOTAL CONTRIBUTIONS AND TRANSFERS</b>	<b>.00</b>	<b>2,325.31</b>	<b>418,500.00</b>	<b>416,174.69</b>	<b>.6</b>
<b>TOTAL FUND REVENUE</b>	<b>.00</b>	<b>2,228,855.93</b>	<b>2,441,500.00</b>	<b>212,644.07</b>	<b>91.3</b>

SOUTH WEBER CITY CORPORATION  
EXPENDITURES WITH COMPARISON TO BUDGET  
FOR THE 12 MONTHS ENDING JUNE 30, 2016

GENERAL FUND

	PERIOD ACTUAL	YTD ACTUAL	BUDGET	UNEXPENDED	PCNT
<u>LEGISLATIVE</u>					
10-41-005 SALARIES - COUNCIL & COMMISSIO	.00	31,947.00	31,600.00	( 347.00)	101.1
10-41-131 EMPLOYEE BENEFIT-EMPLOYER FICA	.00	2,443.98	2,700.00	256.02	90.5
10-41-133 EMPLOYEE BENEFIT - WORK. COMP.	.00	1,017.38	700.00	( 317.38)	145.3
10-41-210 BOOKS, SUBS. AND MEMBERSHIPS	.00	3,969.54	.00	( 3,969.54)	.0
10-41-230 TRAVEL	.00	3,841.37	15,000.00	11,158.63	25.6
10-41-240 OFFICE SUPPLIES AND EXPENSE	.00	.00	.00	.00	.0
10-41-370 PROFESSIONAL/TECHNICAL SERVICE	.00	.00	.00	.00	.0
10-41-620 MISCELLANEOUS SERVICES	.00	2,627.86	2,000.00	( 627.86)	131.4
10-41-765 YOUTH CITY COUNCIL	.00	1,849.33	4,000.00	2,150.67	46.2
10-41-925 TRANSFER TO COUNTRY FAIR DAYS	.00	1,000.00	.00	( 1,000.00)	.0
<b>TOTAL LEGISLATIVE</b>	<b>.00</b>	<b>48,696.46</b>	<b>56,000.00</b>	<b>7,303.54</b>	<b>87.0</b>
<u>JUDICIAL</u>					
10-42-004 SUPERVISOR SALARIES	.00	14,067.56	14,000.00	( 67.56)	100.5
10-42-110 PART-TIME EMPLOYEE SALARIES	.00	37,412.56	40,000.00	2,587.44	93.5
10-42-130 EMPLOYEE BENEFIT - RETIREMENT	.00	10,454.44	9,700.00	( 754.44)	107.8
10-42-131 EMPLOYEE BENEFIT-EMPLOYER FICA	.00	3,938.46	3,500.00	( 438.46)	112.5
10-42-133 EMPLOYEE BENEFIT - WORK. COMP.	.00	122.22	800.00	677.78	15.3
10-42-134 EMPLOYEE BENEFIT - UI	.00	700.00	700.00	.00	100.0
10-42-135 EMPLOYEE BENEFIT - HEALTH INS.	.00	.00	.00	.00	.0
10-42-210 BOOKS/SUBSCRIPTIONS/MEMBERSHIP	.00	452.61	500.00	47.39	90.5
10-42-230 TRAVEL	.00	1,614.78	3,000.00	1,385.22	53.8
10-42-240 OFFICE SUPPLIES & EXPENSE	.00	943.41	1,500.00	556.59	62.9
10-42-243 COURT REFUNDS	.00	435.00	.00	( 435.00)	.0
10-42-313 PROFESSIONAL/TECH. - ATTORNEY	.00	6,722.06	6,700.00	( 22.06)	100.3
10-42-317 PROFESSIONAL/TECHNICAL-BAILIFF	.00	3,675.00	4,000.00	325.00	91.9
10-42-350 SOFTWARE MAINTENANCE	.00	293.10	600.00	306.90	48.9
10-42-550 BANKING CHARGES	.00	975.64	500.00	( 475.64)	195.1
10-42-610 MISCELLANEOUS	.00	5,337.26	4,500.00	( 837.26)	118.6
10-42-980 ST. TREASURER SURCHARGE	.00	48,605.62	70,000.00	21,394.38	69.4
<b>TOTAL JUDICIAL</b>	<b>.00</b>	<b>135,749.72</b>	<b>160,000.00</b>	<b>24,250.28</b>	<b>84.8</b>

SOUTH WEBER CITY CORPORATION  
EXPENDITURES WITH COMPARISON TO BUDGET  
FOR THE 12 MONTHS ENDING JUNE 30, 2016

GENERAL FUND

	PERIOD ACTUAL	YTD ACTUAL	BUDGET	UNEXPENDED	PCNT
<u>ADMINISTRATIVE</u>					
10-43-110 FULL-TIME EMPLOYEE SALARIES	.00	237,543.23	228,000.00	( 9,543.23)	104.2
10-43-120 PART-TIME EMPLOYEE SALARIES	.00	12,159.41	6,000.00	( 6,159.41)	202.7
10-43-125 EMPLOYEE INCENTIVE	.00	.00	.00	.00	.0
10-43-130 EMPLOYEE BENEFIT - RETIREMENT	.00	45,782.28	50,000.00	4,217.72	91.6
10-43-131 EMPLOYEE BENEFIT-EMPLOYER FICA	.00	18,258.64	18,000.00	( 258.64)	101.4
10-43-133 EMPLOYEE BENEFIT - WORK. COMP.	.00	3,150.78	4,000.00	849.22	78.8
10-43-134 EMPLOYEE BENEFIT - UI	.00	3,500.00	3,500.00	.00	100.0
10-43-135 EMPLOYEE BENEFIT - HEALTH INS.	.00	34,189.32	45,000.00	10,810.68	76.0
10-43-136 HRA REIMBURSEMENT - HEALTH INS	.00	4,100.00	4,000.00	( 100.00)	102.5
10-43-137 EMPLOYEE TESTING	.00	.00	.00	.00	.0
10-43-140 UNIFORMS	.00	.00	.00	.00	.0
10-43-210 BOOKS/SUBSCRIPTIONS/MEMBERSHIP	.00	3,650.25	4,000.00	349.75	91.3
10-43-220 PUBLIC NOTICES	.00	4,801.52	2,500.00	( 2,301.52)	192.1
10-43-230 TRAVEL	.00	10,248.45	13,000.00	2,751.55	78.8
10-43-240 OFFICE SUPPLIES & EXPENSE	.00	9,582.16	13,000.00	3,417.84	73.7
10-43-251 EQUIPMENT MAINT. AGREEMENT	.00	2,437.33	3,500.00	1,062.67	69.6
10-43-252 EQUIPMENT MAINT. - CASELLE	.00	.00	.00	.00	.0
10-43-253 EQUIPMENT MAINT. - SOFTWARE	.00	.00	.00	.00	.0
10-43-256 FUEL EXPENSE	.00	.00	.00	.00	.0
10-43-262 GENERAL GOVERNMENT BUILDINGS	.00	7,674.38	10,000.00	2,325.62	76.7
10-43-270 UTILITIES	.00	4,401.54	5,000.00	598.46	88.0
10-43-280 TELEPHONE	.00	13,433.69	12,000.00	( 1,433.69)	112.0
10-43-308 PROFESSIONAL & TECH - I.T.	.00	11,605.89	10,000.00	( 1,605.89)	116.1
10-43-309 PROFESSIONAL & TECH - AUDITOR	.00	18,985.00	10,000.00	( 8,985.00)	189.9
10-43-310 PROFESSIONAL/TECH. - PLANNER	.00	8,202.16	12,000.00	3,797.84	68.4
10-43-311 PRO & TECH - ECO DEVELOPMENT	.00	.00	7,500.00	7,500.00	.0
10-43-312 PROFESSIONAL/TECH. - ENGINEER	.00	12,863.61	50,000.00	37,136.39	25.7
10-43-313 PROFESSIONAL/TECH. - ATTORNEY	.00	24,013.98	19,000.00	( 5,013.98)	126.4
10-43-314 ORDINANCE CODIFICATION	.00	1,500.00	1,500.00	.00	100.0
10-43-316 ELECTIONS	.00	5,152.62	8,500.00	3,347.38	60.6
10-43-319 PROF./TECH. -SUBD. REVIEWS	.00	38,957.04	.00	( 38,957.04)	.0
10-43-329 CITY MANAGER FUND	.00	756.34	3,400.00	2,643.66	22.3
10-43-330 FLOWER FUND	.00	.00	.00	.00	.0
10-43-350 SOFTWARE MAINTENANCE	.00	5,357.50	6,400.00	1,042.50	83.7
10-43-360 EDUCATION & TRAINING	.00	( 100.00)	.00	100.00	.0
10-43-510 INSURANCE & SURETY BONDS	.00	39,639.58	40,000.00	360.42	99.1
10-43-550 BANKING CHARGES	.00	1,725.61	2,000.00	274.39	86.3
10-43-610 MISCELLANEOUS	.00	3,473.58	6,200.00	2,726.42	56.0
10-43-620 MISCELLANEOUS SERVICES	.00	.00	.00	.00	.0
10-43-621 CONTRIBUTIONS & DONATIONS	.00	.00	.00	.00	.0
10-43-625 CASH OVER AND SHORT	.00	( 14.67)	.00	14.67	.0
10-43-740 EQUIPMENT PURCHASES	.00	11,626.93	10,000.00	( 1,626.93)	116.3
10-43-745 EQUIPMENT COSTING OVER \$500	.00	.00	.00	.00	.0
10-43-841 TRANSFER TO RECREATION FUND	.00	140,000.00	140,000.00	.00	100.0
10-43-910 TRANSFER TO CAP. PROJ. FUND	.00	468,000.00	518,000.00	50,000.00	90.4
<b>TOTAL ADMINISTRATIVE</b>	<b>.00</b>	<b>1,206,658.15</b>	<b>1,266,000.00</b>	<b>59,341.85</b>	<b>95.3</b>

SOUTH WEBER CITY CORPORATION  
EXPENDITURES WITH COMPARISON TO BUDGET  
FOR THE 12 MONTHS ENDING JUNE 30, 2016

GENERAL FUND

	PERIOD ACTUAL	YTD ACTUAL	BUDGET	UNEXPENDED	PCNT
<u>PUBLIC SAFETY</u>					
10-54-310 SHERIFF'S DEPARTMENT	.00	136,938.54	137,600.00	661.46	99.5
10-54-311 ANIMAL CONTROL	.00	12,488.46	12,500.00	11.54	99.9
10-54-320 EMERGENCY PREPAREDNESS	.00	455.00	2,400.00	1,945.00	19.0
10-54-321 LIQUOR LAW ENFORCEMENT	.00	4,063.77	4,500.00	436.23	90.3
10-54-740 EQUIPMENT PURCHASES	.00	.00	.00	.00	.0
<b>TOTAL PUBLIC SAFETY</b>	<b>.00</b>	<b>153,945.77</b>	<b>157,000.00</b>	<b>3,054.23</b>	<b>98.1</b>
<u>FIRE PROTECTION</u>					
10-57-110 FULL-TIME EMPLOYEE SALARIES	.00	8,798.04	10,000.00	1,201.96	88.0
10-57-120 PART-TIME EMPLOYEE SALARIES	.00	24,154.25	33,600.00	9,445.75	71.9
10-57-131 EMPLOYEE BENEFIT-EMPLOYER FICA	.00	2,520.90	3,300.00	779.10	76.4
10-57-133 EMPLOYEE BENEFIT - WORK. COMP.	.00	1,814.61	1,500.00	( 314.61)	121.0
10-57-134 EMPLOYEE BENEFIT - UI	.00	700.00	700.00	.00	100.0
10-57-137 EMPLOYEE TESTING	.00	.00	.00	.00	.0
10-57-140 UNIFORMS	.00	.00	.00	.00	.0
10-57-210 BOOKS, SUBS. AND MEMBERSHIPS	.00	379.00	2,300.00	1,921.00	16.5
10-57-230 TRAVEL	.00	8,309.82	9,000.00	690.18	92.3
10-57-240 OFFICE SUPPLIES & EXPENSE	.00	210.17	1,000.00	789.83	21.0
10-57-250 EQUIPMENT SUPPLIES & MAINT.	.00	4,070.29	23,000.00	18,929.71	17.7
10-57-256 FUEL EXPENSE	.00	.00	.00	.00	.0
10-57-260 BUILDINGS & GROUNDS MAINT.	.00	.00	.00	.00	.0
10-57-270 UTILITIES	.00	7,364.48	7,000.00	( 364.48)	105.2
10-57-280 TELEPHONE	.00	3,209.92	5,500.00	2,290.08	58.4
10-57-350 SOFTWARE MAINTENANCE	.00	1,253.35	1,300.00	46.65	96.4
10-57-370 PROFESSIONAL & TECH. SERVICES	.00	12,908.26	11,000.00	( 1,908.26)	117.4
10-57-450 SPECIAL PUBLIC SAFETY SUPPLIES	.00	20,093.59	21,200.00	1,106.41	94.8
10-57-530 INTEREST EXPENSE- BOND	.00	9,097.70	9,100.00	2.30	100.0
10-57-550 BANKING CHARGES	.00	240.52	500.00	259.48	48.1
10-57-620 HEALTH & WELLNESS EXPENSES	.00	.00	3,000.00	3,000.00	.0
10-57-740 EQUIPMENT PURCHASES	.00	.00	.00	.00	.0
10-57-745 EQUIPMENT COSTING OVER \$500	.00	2,047.79	.00	( 2,047.79)	.0
10-57-811 SALES TAX REV BOND - PRINCIPAL	.00	22,000.00	22,000.00	.00	100.0
<b>TOTAL FIRE PROTECTION</b>	<b>.00</b>	<b>129,172.69</b>	<b>165,000.00</b>	<b>35,827.31</b>	<b>78.3</b>

SOUTH WEBER CITY CORPORATION  
 EXPENDITURES WITH COMPARISON TO BUDGET  
 FOR THE 12 MONTHS ENDING JUNE 30, 2016

GENERAL FUND

	PERIOD ACTUAL	YTD ACTUAL	BUDGET	UNEXPENDED	PCNT
<u>PLANNING &amp; ENGINEERING</u>					
10-58-105 PART-TIME EMPLOYEE SALARIES	.00	.00	.00	.00	.0
10-58-110 FULL-TIME EMPLOYEE SALARIES	.00	44,050.10	44,000.00	( 50.10)	100.1
10-58-120 PART-TIME EMPLOYEE SALARIES	.00	2,033.63	5,000.00	2,966.37	40.7
10-58-130 EMPLOYEE BENEFIT - RETIREMENT	.00	8,996.98	9,600.00	603.02	93.7
10-58-131 EMPLOYEE BENEFIT-EMPLOYER FICA	.00	3,411.93	3,500.00	88.07	97.5
10-58-133 EMPLOYEE BENEFIT - WORK. COMP.	.00	1,397.31	800.00	( 597.31)	174.7
10-58-134 EMPLOYEE BENEFIT - UI	.00	600.00	600.00	.00	100.0
10-58-135 EMPLOYEE BENEFIT - HEALTH INS.	.00	3,758.18	5,000.00	1,241.82	75.2
10-58-210 BOOKS/SUBSCRIPTIONS/MEMBERSHIP	.00	790.84	800.00	9.16	98.9
10-58-230 TRAVEL	.00	1,167.71	2,000.00	832.29	58.4
10-58-250 EQUIP. SUPPLIES & EXPENSE	.00	1,165.29	.00	( 1,165.29)	.0
10-58-255 VEHICLE LEASE	.00	2,200.00	2,200.00	.00	100.0
10-58-256 FUEL EXPENSE	.00	.00	.00	.00	.0
10-58-350 SOFTWARE MAINTENANCE	.00	.00	1,500.00	1,500.00	.0
10-58-370 PROFESSIONAL & TECH. SERVICES	.00	65.00	1,000.00	935.00	6.5
10-58-620 MISCELLANEOUS	.00	1,586.52	1,500.00	( 86.52)	105.8
10-58-740 EQUIPMENT PURCHASES	.00	.00	.00	.00	.0
TOTAL PLANNING & ENGINEERING	.00	71,223.49	77,500.00	6,276.51	91.9

SOUTH WEBER CITY CORPORATION  
EXPENDITURES WITH COMPARISON TO BUDGET  
FOR THE 12 MONTHS ENDING JUNE 30, 2016

GENERAL FUND

	PERIOD ACTUAL	YTD ACTUAL	BUDGET	UNEXPENDED	PCNT
<u>STREETS</u>					
10-60-110 FULL-TIME EMPLOYEE SALARIES	.00	18,009.31	18,000.00	( 9.31)	100.1
10-60-120 PART-TIME EMPLOYEE SALARIES	.00	10,506.25	16,000.00	5,493.75	65.7
10-60-130 EMPLOYEE BENEFIT - RETIREMENT	.00	3,574.27	6,400.00	2,825.73	55.9
10-60-131 EMPLOYEE BENEFIT-EMPLOYER FICA	.00	2,148.69	2,600.00	451.31	82.6
10-60-133 EMPLOYEE BENEFIT - WORK. COMP.	.00	1,271.22	800.00	( 471.22)	158.9
10-60-134 EMPLOYEE BENEFIT - UI	.00	800.00	800.00	.00	100.0
10-60-135 EMPLOYEE BENEFIT - HEALTH INS.	.00	909.98	2,200.00	1,290.02	41.4
10-60-137 EMPLOYEE TESTING	.00	.00	.00	.00	.0
10-60-140 UNIFORMS	.00	2,201.72	1,500.00	( 701.72)	146.8
10-60-230 TRAVEL & TRAINING	.00	.00	1,000.00	1,000.00	.0
10-60-250 EQUIPMENT SUPPLIES & MAINT.	.00	16,712.77	21,000.00	4,287.23	79.6
10-60-255 VEHICLE LEASE	.00	2,200.00	2,200.00	.00	100.0
10-60-256 FUEL EXPENSE	.00	.00	.00	.00	.0
10-60-260 BUILDINGS & GROUNDS - SHOP	.00	11,338.69	9,000.00	( 2,338.69)	126.0
10-60-271 UTILITIES - STREET LIGHTS	.00	39,785.01	55,000.00	15,214.99	72.3
10-60-312 PROFESSIONAL & TECH. - ENGINR	.00	28,880.50	18,000.00	( 10,880.50)	160.5
10-60-350 SOFTWARE MAINTENANCE	.00	2,449.97	7,000.00	4,550.03	35.0
10-60-370 PROFESSIONAL & TECH. SERVICES	.00	3,070.00	4,000.00	930.00	76.8
10-60-410 SPECIAL HIGHWAY SUPPLIES	.00	16,114.90	16,000.00	( 114.90)	100.7
10-60-420 WEED CONTROL	.00	.00	5,000.00	5,000.00	.0
10-60-421 PEDESTRIAN SAFETY	.00	.00	.00	.00	.0
10-60-422 CROSSWALK/STREET PAINTING	.00	3,797.00	4,000.00	203.00	94.9
10-60-424 CURB & GUTTER RESTORATION	.00	20,309.05	20,000.00	( 309.05)	101.6
10-60-550 BANKING CHARGES	.00	240.47	500.00	259.53	48.1
10-60-745 EQUIPMENT COSTING OVER \$500	.00	.00	.00	.00	.0
<b>TOTAL STREETS</b>	<b>.00</b>	<b>184,319.80</b>	<b>211,000.00</b>	<b>26,680.20</b>	<b>87.4</b>
<u>CLASS "C" ROADS</u>					
10-61-105 PART-TIME EMPLOYEE SALARIES	.00	.00	.00	.00	.0
10-61-110 FULL-TIME EMPLOYEE SALARIES	.00	14,473.25	16,000.00	1,526.75	90.5
10-61-130 EMPLOYEE BENEFIT - RETIREMENT	.00	2,959.82	3,500.00	540.18	84.6
10-61-131 EMPLOYEE BENEFIT-EMPLOYER FICA	.00	1,067.04	1,300.00	232.96	82.1
10-61-133 EMPLOYEE BENEFIT - WORK. COMP.	.00	452.79	400.00	( 52.79)	113.2
10-61-134 EMPLOYEE BENEFIT - UI	.00	300.00	300.00	.00	100.0
10-61-135 EMPLOYEE BENEFIT - HEALTH INS.	.00	1,232.05	.00	( 1,232.05)	.0
10-61-230 TRAVEL	.00	.00	.00	.00	.0
10-61-256 FUEL EXPENSE	.00	.00	.00	.00	.0
10-61-410 SPECIAL HIGHWAY SUPPLIES	.00	.00	.00	.00	.0
10-61-411 SNOW REMOVAL SUPPLIES	.00	38,884.09	30,000.00	( 8,884.09)	129.6
10-61-425 SLURRY SEAL	.00	593.65	105,000.00	104,406.35	.6
10-61-730 STREET OVERLAY	.00	14,585.50	15,000.00	414.50	97.2
<b>TOTAL CLASS "C" ROADS</b>	<b>.00</b>	<b>74,548.19</b>	<b>171,500.00</b>	<b>96,951.81</b>	<b>43.5</b>

SOUTH WEBER CITY CORPORATION  
EXPENDITURES WITH COMPARISON TO BUDGET  
FOR THE 12 MONTHS ENDING JUNE 30, 2016

GENERAL FUND

	PERIOD ACTUAL	YTD ACTUAL	BUDGET	UNEXPENDED	PCNT
<u>PARKS</u>					
10-70-110 FULL-TIME EMPLOYEE SALARIES	.00	47,467.35	53,000.00	5,532.65	89.6
10-70-120 PART-TIME EMPLOYEE SALARIES	.00	8,175.34	10,500.00	2,324.66	77.9
10-70-130 EMPLOYEE BENEFIT - RETIREMENT	.00	7,191.52	11,000.00	3,808.48	65.4
10-70-131 EMPLOYEE BENEFIT-EMPLOYER FICA	.00	4,229.94	4,900.00	670.06	86.3
10-70-133 EMPLOYEE BENEFIT - WORK. COMP.	.00	2,641.73	1,400.00	( 1,241.73)	188.7
10-70-134 EMPLOYEE BENEFIT - UI	.00	900.00	900.00	.00	100.0
10-70-135 EMPLOYEE BENEFIT - HEALTH INS.	.00	11,702.59	4,800.00	( 6,902.59)	243.8
10-70-137 EMPLOYEE TESTING	.00	.00	.00	.00	.0
10-70-230 TRAVEL & SEMINARS	.00	500.00	2,000.00	1,500.00	25.0
10-70-250 EQUIPMENT SUPPLIES & MAINT.	.00	14,449.62	6,000.00	( 8,449.62)	240.8
10-70-255 VEHICLE LEASE	.00	4,500.00	4,500.00	.00	100.0
10-70-256 FUEL EXPENSE	.00	.00	.00	.00	.0
10-70-260 BUILDINGS & GROUNDS	.00	1,007.51	9,000.00	7,992.49	11.2
10-70-261 GROUNDS SUPPLIES & MAINTENANCE	.00	20,522.13	19,000.00	( 1,522.13)	108.0
10-70-265 TRAILS: SUPPLIES AND MAINTENAN	.00	.00	.00	.00	.0
10-70-270 UTILITIES	.00	3,496.84	12,000.00	8,503.16	29.1
10-70-350 SOFTWARE MAINTENANCE	.00	458.35	500.00	41.65	91.7
10-70-430 TREES	.00	1,909.21	15,000.00	13,090.79	12.7
10-70-435 SAFETY INCENTIVE PROGRAM	.00	.00	.00	.00	.0
10-70-550 BANKING CHARGES	.00	240.57	500.00	259.43	48.1
10-70-625 UTA PARK AND RIDE	.00	12,986.66	22,500.00	9,513.34	57.7
10-70-730 IMPROVEMENTS OTHER THAN BUILD.	.00	.00	.00	.00	.0
10-70-745 EQUIPMENT COSTING OVER \$500	.00	.00	.00	.00	.0
10-70-901 FARMERS MARKET	.00	.00	.00	.00	.0
<b>TOTAL PARKS</b>	<b>.00</b>	<b>142,379.36</b>	<b>177,500.00</b>	<b>35,120.64</b>	<b>80.2</b>
<u>TRANSFERS</u>					
10-80-800 TRANSFER TO STORM SEWER FUND	.00	.00	.00	.00	.0
10-80-841 TRANS. TO RECREATION FUND	.00	.00	.00	.00	.0
10-80-910 TRANSFER TO CAP. PROJ. FUND	.00	.00	.00	.00	.0
10-80-925 TRANSFER TO COUNTRY FAIR DAYS	.00	.00	.00	.00	.0
<b>TOTAL TRANSFERS</b>	<b>.00</b>	<b>.00</b>	<b>.00</b>	<b>.00</b>	<b>.0</b>
<b>TOTAL FUND EXPENDITURES</b>	<b>.00</b>	<b>2,146,693.63</b>	<b>2,441,500.00</b>	<b>294,806.37</b>	<b>87.9</b>
<b>NET REVENUE OVER EXPENDITURES</b>	<b>.00</b>	<b>82,162.30</b>	<b>.00</b>	<b>( 82,162.30)</b>	<b>.0</b>



SOUTH WEBER CITY CORPORATION  
REVENUES WITH COMPARISON TO BUDGET  
FOR THE 12 MONTHS ENDING JUNE 30, 2016

RECREATION FUND

	PERIOD ACTUAL	YTD ACTUAL	BUDGET	UNEXPENDED	PCNT
<u>RECREATION REVENUE</u>					
20-34-720 RENTAL - ACTIVITY CENTER	.00	20,473.00	16,000.00	( 4,473.00)	128.0
20-34-750 RECREATION FEES	.00	41,429.72	40,000.00	( 1,429.72)	103.6
20-34-751 MEMBERSHIP FEES	.00	22,420.77	21,000.00	( 1,420.77)	106.8
20-34-752 COMPETITION LEAGUE FEES	.00	.00	.00	.00	.0
20-34-753 MISC REVENUE	.00	1,922.20	500.00	( 1,422.20)	384.4
20-34-811 SALES TAX BOND PMT-RESTRICTED	.00	.00	.00	.00	.0
20-34-841 GRAVEL PIT FEES	.00	51,401.15	60,000.00	8,598.85	85.7
<b>TOTAL RECREATION REVENUE</b>	<b>.00</b>	<b>137,646.84</b>	<b>137,500.00</b>	<b>( 146.84)</b>	<b>100.1</b>
<u>SOURCE 36</u>					
20-36-895 KNIGHT'S FOOTBALL DONATIONS	.00	.00	.00	.00	.0
20-36-897 KNIGHT'S FOOTBALL REGISTRATION	.00	( 1,230.00)	8,000.00	9,230.00	( 15.4)
20-36-898 KNIGHT'S FOOTBALL SALES	.00	.00	.00	.00	.0
20-36-899 BIGGEST LOSER	.00	.00	1,000.00	1,000.00	.0
<b>TOTAL SOURCE 36</b>	<b>.00</b>	<b>( 1,230.00)</b>	<b>9,000.00</b>	<b>10,230.00</b>	<b>( 13.7)</b>
<u>SOURCE 37</u>					
20-37-100 INTEREST EARNINGS	.00	1,962.51	.00	( 1,962.51)	.0
<b>TOTAL SOURCE 37</b>	<b>.00</b>	<b>1,962.51</b>	<b>.00</b>	<b>( 1,962.51)</b>	<b>.0</b>
<u>CONTRIBUTIONS &amp; TRANSFERS</u>					
20-39-091 TRANSFER FROM CAPITAL PROJECTS	.00	.00	.00	.00	.0
20-39-470 TRANSFER FROM GENERAL FUND	.00	140,000.00	140,000.00	.00	100.0
20-39-800 TRANSFER FROM IMPACT FEE FUND	.00	.00	.00	.00	.0
20-39-900 CONTRIBUTION FROM FUND BALANCE	.00	.00	.00	.00	.0
<b>TOTAL CONTRIBUTIONS &amp; TRANSFERS</b>	<b>.00</b>	<b>140,000.00</b>	<b>140,000.00</b>	<b>.00</b>	<b>100.0</b>
<b>TOTAL FUND REVENUE</b>	<b>.00</b>	<b>278,379.35</b>	<b>286,500.00</b>	<b>8,120.65</b>	<b>97.2</b>

SOUTH WEBER CITY CORPORATION  
EXPENDITURES WITH COMPARISON TO BUDGET  
FOR THE 12 MONTHS ENDING JUNE 30, 2016

RECREATION FUND

	PERIOD ACTUAL	YTD ACTUAL	BUDGET	UNEXPENDED	PCNT
<u>RECREATION EXPENDITURES</u>					
20-71-110 FULL-TIME EMPLOYEE SALARIES	.00	49,768.90	50,000.00	231.10	99.5
20-71-120 PART-TIME EMPLOYEE SALARIES	.00	35,888.23	46,000.00	10,111.77	78.0
20-71-130 EMPLOYEE BENEFIT - RETIREMENT	.00	9,025.71	11,000.00	1,974.29	82.1
20-71-131 EMPLOYEE BENEFIT-EMPLOYER FICA	.00	6,393.73	7,500.00	1,106.27	85.3
20-71-133 EMPLOYEE BENEFIT - WORK. COMP.	.00	2,557.36	2,000.00	( 557.36)	127.9
20-71-134 EMPLOYEE BENEFIT - UI	.00	2,100.00	2,100.00	.00	100.0
20-71-135 EMPLOYEE BENEFIT - HEALTH INS.	.00	7,479.25	4,900.00	( 2,579.25)	152.6
20-71-210 BOOKS/SUBSCRIPTIONS/MEMBERSHIP	.00	.00	.00	.00	.0
20-71-230 TRAVEL	.00	24.15	1,500.00	1,475.85	1.6
20-71-240 OFFICE SUPPLIES AND EXPENSE	.00	411.12	2,500.00	2,088.88	16.4
20-71-241 MATERIALS & SUPPLIES	.00	2,406.93	2,000.00	( 406.93)	120.4
20-71-250 EQUIPMENT SUPPLIES & MAINT.	.00	207.05	1,500.00	1,292.95	13.8
20-71-256 FUEL EXPENSE	.00	.00	.00	.00	.0
20-71-262 GENERAL GOVERNMENT BUILDINGS	.00	427.47	5,000.00	4,572.53	8.6
20-71-270 UTILITIES	.00	5,030.86	5,500.00	469.14	91.5
20-71-280 TELEPHONE	.00	2,927.84	2,500.00	( 427.84)	117.1
20-71-331 CITY PROMOTION	.00	1,326.06	1,500.00	173.94	88.4
20-71-340 PROGRAM OFFICIALS	.00	13,012.15	15,000.00	1,987.85	86.8
20-71-350 SOFTWARE MAINTENANCE	.00	458.35	600.00	141.65	76.4
20-71-370 PROFESSIONAL/TECHNICAL SERVICE	.00	.00	.00	.00	.0
20-71-480 BASKETBALL	.00	6,336.88	6,500.00	163.12	97.5
20-71-481 BASEBALL & SOFTBALL	.00	6,205.70	5,500.00	( 705.70)	112.8
20-71-482 SOCCER	.00	3,687.55	3,500.00	( 187.55)	105.4
20-71-483 FLAG FOOTBALL	.00	1,788.53	2,000.00	211.47	89.4
20-71-484 VOLLEYBALL	.00	1,070.57	1,000.00	( 70.57)	107.1
20-71-485 SUMMER FUN	.00	1,047.12	2,000.00	952.88	52.4
20-71-486 SR LUNCHEON	.00	1,004.53	1,500.00	495.47	67.0
20-71-487 KNIGHT'S FOOTBALL	.00	5,658.58	8,000.00	2,341.42	70.7
20-71-489 COMPETITION LEAGUE SPORTS	.00	.00	.00	.00	.0
20-71-490 BIGGEST LOSER	.00	.00	200.00	200.00	.0
20-71-494 YOUTH CITY COUNCIL	.00	.00	.00	.00	.0
20-71-510 INSURANCE & SURETY BONDS	.00	.00	.00	.00	.0
20-71-530 INTEREST EXPENSE	.00	26,044.10	23,400.00	( 2,644.10)	111.3
20-71-550 BANKING CHARGES	.00	240.52	600.00	359.48	40.1
20-71-610 MISCELLANEOUS	.00	1,054.38	3,000.00	1,945.62	35.2
20-71-620 MISCELLANEOUS SERVICES	.00	.00	.00	.00	.0
20-71-625 CASH OVER AND SHORT	.00	( 3.71)	.00	3.71	.0
20-71-740 EQUIPMENT PURCHASES	.00	2,229.99	12,000.00	9,770.01	18.6
20-71-745 EQUIPMENT COSTING OVER \$500	.00	.00	.00	.00	.0
20-71-811 SALES TAX REV BOND - PRINCIPAL	.00	56,000.00	56,200.00	200.00	99.6
20-71-900 BUDGETED INCREASE IN FUND BAL	.00	.00	.00	.00	.0
<b>TOTAL RECREATION EXPENDITURES</b>	<b>.00</b>	<b>251,809.90</b>	<b>286,500.00</b>	<b>34,690.10</b>	<b>87.9</b>
<b>TOTAL FUND EXPENDITURES</b>	<b>.00</b>	<b>251,809.90</b>	<b>286,500.00</b>	<b>34,690.10</b>	<b>87.9</b>
<b>NET REVENUE OVER EXPENDITURES</b>	<b>.00</b>	<b>26,569.45</b>	<b>.00</b>	<b>( 26,569.45)</b>	<b>.0</b>

SOUTH WEBER CITY CORPORATION  
 REVENUES WITH COMPARISON TO BUDGET  
 FOR THE 12 MONTHS ENDING JUNE 30, 2016

SEWER IMPACT FEE FUND

	PERIOD ACTUAL	YTD ACTUAL	BUDGET	UNEXPENDED	PCNT
<u>REVENUE</u>					
21-37-100 INTEREST EARNINGS	.00	2,347.83	1,000.00	( 1,347.83)	234.8
21-37-200 SEWER IMPACT FEES	.00	85,971.65	60,000.00	( 25,971.65)	143.3
<b>TOTAL REVENUE</b>	<b>.00</b>	<b>88,319.48</b>	<b>61,000.00</b>	<b>( 27,319.48)</b>	<b>144.8</b>
<u>CONTRIBUTIONS &amp; TRANSFERS</u>					
21-39-500 CONTRIBUTION FROM FUND BAL	.00	.00	383,000.00	383,000.00	.0
<b>TOTAL CONTRIBUTIONS &amp; TRANSFERS</b>	<b>.00</b>	<b>.00</b>	<b>383,000.00</b>	<b>383,000.00</b>	<b>.0</b>
<b>TOTAL FUND REVENUE</b>	<b>.00</b>	<b>88,319.48</b>	<b>444,000.00</b>	<b>355,680.52</b>	<b>19.9</b>

SOUTH WEBER CITY CORPORATION  
EXPENDITURES WITH COMPARISON TO BUDGET  
FOR THE 12 MONTHS ENDING JUNE 30, 2016

SEWER IMPACT FEE FUND

	PERIOD ACTUAL	YTD ACTUAL	BUDGET	UNEXPENDED	PCNT
<u>EXPENDITURES</u>					
21-40-490 SEWER IMPACT FEE PROJECTS	.00	15,909.50	444,000.00	428,090.50	3.6
TOTAL EXPENDITURES	.00	15,909.50	444,000.00	428,090.50	3.6
<u>DEPARTMENT 80</u>					
21-80-800 TRASFERS	.00	425,000.00	.00	( 425,000.00)	.0
TOTAL DEPARTMENT 80	.00	425,000.00	.00	( 425,000.00)	.0
TOTAL FUND EXPENDITURES	.00	440,909.50	444,000.00	3,090.50	99.3
NET REVENUE OVER EXPENDITURES	.00	( 352,590.02)	.00	352,590.02	.0

SOUTH WEBER CITY CORPORATION  
REVENUES WITH COMPARISON TO BUDGET  
FOR THE 12 MONTHS ENDING JUNE 30, 2016

STORM SEWER IMPACT FEE FUND

	PERIOD ACTUAL	YTD ACTUAL	BUDGET	UNEXPENDED	PCNT
<u>REVENUE</u>					
22-37-100 INTEREST EARNINGS	.00	472.35	.00	( 472.35)	.0
22-37-200 STORM SEWER IMPACT FEE	.00	54,134.36	31,000.00	( 23,134.36)	174.6
TOTAL REVENUE	.00	54,606.71	31,000.00	( 23,606.71)	176.2
<u>CONTRIBUTIONS &amp; TRANSFERS</u>					
22-39-500 CONTRIBUTION FROM FUND BAL	.00	.00	25,500.00	25,500.00	.0
TOTAL CONTRIBUTIONS & TRANSFERS	.00	.00	25,500.00	25,500.00	.0
TOTAL FUND REVENUE	.00	54,606.71	56,500.00	1,893.29	96.7

SOUTH WEBER CITY CORPORATION  
EXPENDITURES WITH COMPARISON TO BUDGET  
FOR THE 12 MONTHS ENDING JUNE 30, 2016

STORM SEWER IMPACT FEE FUND

	PERIOD ACTUAL	YTD ACTUAL	BUDGET	UNEXPENDED	PCNT
<u>EXPENDITURES</u>					
22-40-690 PROJECTS	.00	.00	.00	.00	.0
22-40-699 STORM SEWER IMPACT FEE PROJECT	.00	.00	56,500.00	56,500.00	.0
22-40-799 FACILITIES	.00	.00	.00	.00	.0
TOTAL EXPENDITURES	.00	.00	56,500.00	56,500.00	.0
<u>DEPARTMENT 80</u>					
22-80-800 TFR TO STORM SEWER FUND	.00	.00	.00	.00	.0
TOTAL DEPARTMENT 80	.00	.00	.00	.00	.0
TOTAL FUND EXPENDITURES	.00	.00	56,500.00	56,500.00	.0
NET REVENUE OVER EXPENDITURES	.00	54,606.71	.00	( 54,606.71)	.0

SOUTH WEBER CITY CORPORATION  
REVENUES WITH COMPARISON TO BUDGET  
FOR THE 12 MONTHS ENDING JUNE 30, 2016

PARK IMPACT FEE FUND

	PERIOD ACTUAL	YTD ACTUAL	BUDGET	UNEXPENDED	PCNT
<u>REVENUE</u>					
23-37-100 INTEREST EARNINGS	.00	684.69	.00	( 684.69)	.0
23-37-200 PARK IMPACT FEE	.00	35,088.21	34,000.00	( 1,088.21)	103.2
TOTAL REVENUE	.00	35,772.90	34,000.00	( 1,772.90)	105.2
<u>CONTRIBUTIONS &amp; TRANSFERS</u>					
23-39-500 CONTRIBUTION FROM FUND BAL	.00	.00	62,000.00	62,000.00	.0
TOTAL CONTRIBUTIONS & TRANSFERS	.00	.00	62,000.00	62,000.00	.0
TOTAL FUND REVENUE	.00	35,772.90	96,000.00	60,227.10	37.3

SOUTH WEBER CITY CORPORATION  
 EXPENDITURES WITH COMPARISON TO BUDGET  
 FOR THE 12 MONTHS ENDING JUNE 30, 2016

PARK IMPACT FEE FUND

	PERIOD ACTUAL	YTD ACTUAL	BUDGET	UNEXPENDED	PCNT
<u>EXPENDITURES</u>					
23-40-250 EQUIPMENT	.00	.00	.00	.00	.0
23-40-760 PROJECTS	.00	89,288.05	96,000.00	6,711.95	93.0
23-40-800 PARK FUND BALANCE	.00	.00	.00	.00	.0
TOTAL EXPENDITURES	.00	89,288.05	96,000.00	6,711.95	93.0
TOTAL FUND EXPENDITURES	.00	89,288.05	96,000.00	6,711.95	93.0
NET REVENUE OVER EXPENDITURES	.00	( 53,515.15)	.00	53,515.15	.0



SOUTH WEBER CITY CORPORATION  
 REVENUES WITH COMPARISON TO BUDGET  
 FOR THE 12 MONTHS ENDING JUNE 30, 2016

ROAD IMPACT FEE FUND

	PERIOD ACTUAL	YTD ACTUAL	BUDGET	UNEXPENDED	PCNT
<u>REVENUE</u>					
24-37-100 INTEREST EARNINGS	.00	1,248.33	500.00	( 748.33)	249.7
24-37-200 ROAD IMPACT FEE	.00	40,687.00	25,000.00	( 15,687.00)	162.8
<b>TOTAL REVENUE</b>	<b>.00</b>	<b>41,935.33</b>	<b>25,500.00</b>	<b>( 16,435.33)</b>	<b>164.5</b>
<u>CONTRIBUTIONS &amp; TRANSFERS</u>					
24-39-500 CONTRIBUTION FROM FUND BAL	.00	.00	.00	.00	.0
<b>TOTAL CONTRIBUTIONS &amp; TRANSFERS</b>	<b>.00</b>	<b>.00</b>	<b>.00</b>	<b>.00</b>	<b>.0</b>
<b>TOTAL FUND REVENUE</b>	<b>.00</b>	<b>41,935.33</b>	<b>25,500.00</b>	<b>( 16,435.33)</b>	<b>164.5</b>

SOUTH WEBER CITY CORPORATION  
 EXPENDITURES WITH COMPARISON TO BUDGET  
 FOR THE 12 MONTHS ENDING JUNE 30, 2016

ROAD IMPACT FEE FUND

	PERIOD ACTUAL	YTD ACTUAL	BUDGET	UNEXPENDED	PCNT
<u>EXPENDITURES</u>					
24-40-760 PROJECTS	.00	.00	5,000.00	5,000.00	.0
24-40-799 FACILITIES	.00	.00	.00	.00	.0
TOTAL EXPENDITURES	.00	.00	5,000.00	5,000.00	.0
TOTAL FUND EXPENDITURES	.00	.00	5,000.00	5,000.00	.0
NET REVENUE OVER EXPENDITURES	.00	41,935.33	20,500.00	( 21,435.33)	204.6

SOUTH WEBER CITY CORPORATION  
REVENUES WITH COMPARISON TO BUDGET  
FOR THE 12 MONTHS ENDING JUNE 30, 2016

COUNTRY FAIR DAYS FUND

	PERIOD ACTUAL	YTD ACTUAL	BUDGET	UNEXPENDED	PCNT
<u>COUNTRY FAIR DAYS REVENUE</u>					
25-34-800	.00	17,092.00	18,300.00	1,208.00	93.4
25-34-850	.00	.00	.00	.00	.0
25-34-900	.00	6,560.00	7,500.00	940.00	87.5
25-34-901	.00	2,988.00	4,000.00	1,012.00	74.7
25-34-902	.00	1,310.00	1,200.00	( 110.00)	109.2
25-34-903	.00	556.00	500.00	( 56.00)	111.2
25-34-904	.00	2,146.00	1,500.00	( 646.00)	143.1
25-34-905	.00	5,605.00	5,000.00	( 605.00)	112.1
25-34-906	.00	1,365.00	1,000.00	( 365.00)	136.5
25-34-907	.00	.00	.00	.00	.0
25-34-908	.00	.00	.00	.00	.0
25-34-909	.00	761.00	1,000.00	239.00	76.1
25-34-910	.00	4,684.25	5,500.00	815.75	85.2
25-34-911	.00	795.00	850.00	55.00	93.5
25-34-912	.00	.00	400.00	400.00	.0
25-34-919	.00	45.00	100.00	55.00	45.0
25-34-921	.00	.00	.00	.00	.0
25-34-922	.00	.00	.00	.00	.0
25-34-923	.00	.00	.00	.00	.0
	.00	43,907.25	46,850.00	2,942.75	93.7
<u>SOURCE 37</u>					
25-37-100	.00	45.42	.00	( 45.42)	.0
	.00	45.42	.00	( 45.42)	.0
<u>CONTRIBUTIONS AND TRANSFERS</u>					
25-39-470	.00	1,000.00	1,000.00	.00	100.0
25-39-500	.00	.00	3,100.00	3,100.00	.0
	.00	1,000.00	4,100.00	3,100.00	24.4
	.00	44,952.67	50,950.00	5,997.33	88.2

SOUTH WEBER CITY CORPORATION  
EXPENDITURES WITH COMPARISON TO BUDGET  
FOR THE 12 MONTHS ENDING JUNE 30, 2016

COUNTRY FAIR DAYS FUND

	PERIOD ACTUAL	YTD ACTUAL	BUDGET	UNEXPENDED	PCNT
<u>COUNTRY FAIR DAYS EXPENDITURES</u>					
25-72-500 MONDAY DINNER & MAKE A DEAL	.00	9,928.33	9,500.00	( 428.33)	104.5
25-72-501 GOLF TOURNAMENT	.00	3,166.23	4,000.00	833.77	79.2
25-72-502 3 ON 3 BASKETBALL	.00	974.37	600.00	( 374.37)	162.4
25-72-503 BABY CONTEST & LITTLE MISS	.00	995.58	1,000.00	4.42	99.6
25-72-504 KID-K FUN RUN	.00	2,208.39	1,500.00	( 708.39)	147.2
25-72-505 RICHARD BOUCHARD MEMORIAL RUN	.00	5,801.70	5,000.00	( 801.70)	116.0
25-72-506 RODEO	.00	1,272.82	1,000.00	( 272.82)	127.3
25-72-507 PARADE	.00	38.66	.00	( 38.66)	.0
25-72-508 ADULT ANYTHING GOES	.00	495.24	.00	( 495.24)	.0
25-72-509 YOUTH ANYTHING GOES	.00	703.50	1,000.00	296.50	70.4
25-72-510 FIREWORKS	.00	4,000.00	4,000.00	.00	100.0
25-72-511 ENTERTAINMENT	.00	2,350.00	4,250.00	1,900.00	55.3
25-72-512 EQUIPMENT RENTALS	.00	4,152.71	4,000.00	( 152.71)	103.8
25-72-513 SHIRTS	.00	466.90	300.00	( 166.90)	155.6
25-72-515 PROMO PRINTING/MAILING SUPPLIE	.00	275.85	700.00	424.15	39.4
25-72-516 COKE WAGON	.00	2,576.48	4,000.00	1,423.52	64.4
25-72-517 MISC SUPPLIES	.00	5,412.95	1,000.00	( 4,412.95)	541.3
25-72-518 EQUIPMENT PURCHASES	.00	.00	.00	.00	.0
25-72-519 SOUTH WEBER IDOL	.00	6.12	.00	( 6.12)	.0
25-72-520 EATING CONTEST	.00	.00	.00	.00	.0
25-72-521 CAR SHOW	.00	130.00	200.00	70.00	65.0
25-72-522 DUTCH OVEN	.00	.00	.00	.00	.0
25-72-523 BOOTHS	.00	159.11	400.00	240.89	39.8
25-72-524 SWIM PARTY	.00	700.00	.00	( 700.00)	.0
25-72-525 ICE	.00	349.32	1,000.00	650.68	34.9
25-72-526 MAKE A DEAL	.00	3,800.00	6,500.00	2,700.00	58.5
25-72-527 TENT RENTAL	.00	.00	1,000.00	1,000.00	.0
25-72-528 OL TIMERS BASEBALL GAME	.00	65.00	.00	( 65.00)	.0
25-72-600 BUDGETED INCREASE IN FUND BAL	.00	.00	.00	.00	.0
TOTAL COUNTRY FAIR DAYS EXPENDITURES	.00	50,029.26	50,950.00	920.74	98.2
TOTAL FUND EXPENDITURES	.00	50,029.26	50,950.00	920.74	98.2
NET REVENUE OVER EXPENDITURES	.00	( 5,076.59)	.00	5,076.59	.0

SOUTH WEBER CITY CORPORATION  
 REVENUES WITH COMPARISON TO BUDGET  
 FOR THE 12 MONTHS ENDING JUNE 30, 2016

WATER IMPACT FEE FUND

	PERIOD ACTUAL	YTD ACTUAL	BUDGET	UNEXPENDED	PCNT
<u>REVENUE</u>					
26-37-100 INTEREST EARNINGS	.00	3,191.95	1,500.00	( 1,691.95)	212.8
26-37-200 WATER IMPACT FEES	.00	85,146.88	52,000.00	( 33,146.88)	163.7
TOTAL REVENUE	.00	88,338.83	53,500.00	( 34,838.83)	165.1
<u>CONTRIBUTIONS &amp; TRANSFERS</u>					
26-39-500 CONTRIBUTION FROM FUND BAL	.00	.00	219,000.00	219,000.00	.0
TOTAL CONTRIBUTIONS & TRANSFERS	.00	.00	219,000.00	219,000.00	.0
TOTAL FUND REVENUE	.00	88,338.83	272,500.00	184,161.17	32.4

SOUTH WEBER CITY CORPORATION  
 EXPENDITURES WITH COMPARISON TO BUDGET  
 FOR THE 12 MONTHS ENDING JUNE 30, 2016

WATER IMPACT FEE FUND

	PERIOD ACTUAL	YTD ACTUAL	BUDGET	UNEXPENDED	PCNT
<u>DEPARTMENT 40</u>					
26-40-690 PROJECTS	.00	217,087.50	.00	( 217,087.50)	.0
26-40-760 WATER IMPACT FEE PROJECTS	.00	23,613.00	251,000.00	227,387.00	9.4
26-40-799 FACILITIES	.00	.00	.00	.00	.0
TOTAL DEPARTMENT 40	.00	240,700.50	251,000.00	10,299.50	95.9
<u>TRANSFERS</u>					
26-80-800 TRANSFERS	.00	.00	.00	.00	.0
TOTAL TRANSFERS	.00	.00	.00	.00	.0
TOTAL FUND EXPENDITURES	.00	240,700.50	251,000.00	10,299.50	95.9
NET REVENUE OVER EXPENDITURES	.00	( 152,361.67)	21,500.00	173,861.67	(708.7)

SOUTH WEBER CITY CORPORATION  
REVENUES WITH COMPARISON TO BUDGET  
FOR THE 12 MONTHS ENDING JUNE 30, 2016

RECREATION IMPACT FEE FUND

	PERIOD ACTUAL	YTD ACTUAL	BUDGET	UNEXPENDED	PCNT
<hr/>					
27-34-200 RECREATION IMPACT FEES	.00	33,360.00	30,000.00	( 3,360.00)	111.2
TOTAL SOURCE 34	.00	33,360.00	30,000.00	( 3,360.00)	111.2
<hr/>					
<u>REVENUE</u>					
27-37-100 INTEREST EARNINGS	.00	823.55	.00	( 823.55)	.0
TOTAL REVENUE	.00	823.55	.00	( 823.55)	.0
<hr/>					
<u>CONTRIBUTIONS &amp; TRANSFERS</u>					
27-39-470 TRANSFER FROM RECREATION FUND	.00	.00	.00	.00	.0
27-39-500 CONTRIBUTION FROM FUND BAL	.00	.00	42,000.00	42,000.00	.0
TOTAL CONTRIBUTIONS & TRANSFERS	.00	.00	42,000.00	42,000.00	.0
<hr/>					
TOTAL FUND REVENUE	.00	34,183.55	72,000.00	37,816.45	47.5

SOUTH WEBER CITY CORPORATION  
 EXPENDITURES WITH COMPARISON TO BUDGET  
 FOR THE 12 MONTHS ENDING JUNE 30, 2016

RECREATION IMPACT FEE FUND

	PERIOD ACTUAL	YTD ACTUAL	BUDGET	UNEXPENDED	PCNT
<u>EXPENDITURES</u>					
27-40-760 PROJECTS	.00	.00	72,000.00	72,000.00	.0
27-40-799 FACILITIES	.00	.00	.00	.00	.0
TOTAL EXPENDITURES	.00	.00	72,000.00	72,000.00	.0
<u>DEPARTMENT 80</u>					
27-80-800 TRANSFERS	.00	.00	.00	.00	.0
TOTAL DEPARTMENT 80	.00	.00	.00	.00	.0
TOTAL FUND EXPENDITURES	.00	.00	72,000.00	72,000.00	.0
NET REVENUE OVER EXPENDITURES	.00	34,183.55	.00	( 34,183.55)	.0



SOUTH WEBER CITY CORPORATION  
REVENUES WITH COMPARISON TO BUDGET  
FOR THE 12 MONTHS ENDING JUNE 30, 2016

PUBLIC SAFETY IMPACT FEE FUND

	PERIOD ACTUAL	YTD ACTUAL	BUDGET	UNEXPENDED	PCNT
29-34-200 PUBLIC SAFETY IMPACT FEES	.00	7,056.00	5,000.00	( 2,056.00)	141.1
TOTAL SOURCE 34	.00	7,056.00	5,000.00	( 2,056.00)	141.1
<u>REVENUE</u>					
29-37-100 INTEREST EARNINGS	.00	214.00	.00	( 214.00)	.0
TOTAL REVENUE	.00	214.00	.00	( 214.00)	.0
<u>CONTRIBUTIONS &amp; TRANSFERS</u>					
29-39-470 TRANS FROM CAPITAL IMPROVEMENT	.00	.00	.00	.00	.0
29-39-500 CONTRIBUTION FROM FUND BAL	.00	.00	17,800.00	17,800.00	.0
TOTAL CONTRIBUTIONS & TRANSFERS	.00	.00	17,800.00	17,800.00	.0
TOTAL FUND REVENUE	.00	7,270.00	22,800.00	15,530.00	31.9

SOUTH WEBER CITY CORPORATION  
 EXPENDITURES WITH COMPARISON TO BUDGET  
 FOR THE 12 MONTHS ENDING JUNE 30, 2016

PUBLIC SAFETY IMPACT FEE FUND

	PERIOD ACTUAL	YTD ACTUAL	BUDGET	UNEXPENDED	PCNT
<u>EXPENDITURES</u>					
29-40-760 PROJECTS	.00	.00	22,800.00	22,800.00	.0
29-40-799 FACILITIES	.00	.00	.00	.00	.0
TOTAL EXPENDITURES	.00	.00	22,800.00	22,800.00	.0
<u>DEPARTMENT 80</u>					
29-80-800 TRANSFERS	.00	.00	.00	.00	.0
TOTAL DEPARTMENT 80	.00	.00	.00	.00	.0
TOTAL FUND EXPENDITURES	.00	.00	22,800.00	22,800.00	.0
NET REVENUE OVER EXPENDITURES	.00	7,270.00	.00	( 7,270.00)	.0

SOUTH WEBER CITY CORPORATION  
REVENUES WITH COMPARISON TO BUDGET  
FOR THE 12 MONTHS ENDING JUNE 30, 2016

CAPITAL PROJECTS FUND

	PERIOD ACTUAL	YTD ACTUAL	BUDGET	UNEXPENDED	PCNT
<u>INTERGOVERNMENTAL REVENUE</u>					
45-33-400 STATE GRANTS	.00	.00	.00	.00	.0
TOTAL INTERGOVERNMENTAL REVENUE	.00	.00	.00	.00	.0
<u>CHARGES FOR SERVICES</u>					
45-34-435 DONATIONS - CMP RAIL ROAD	.00	.00	.00	.00	.0
45-34-440 CONTRIBUTIONS	.00	.00	.00	.00	.0
45-34-445 CONTRIBUTIONS - RESTRICTED	.00	1,228.00	.00	( 1,228.00)	.0
TOTAL CHARGES FOR SERVICES	.00	1,228.00	.00	( 1,228.00)	.0
<u>MISCELLANEOUS REVENUE</u>					
45-36-100 INTEREST EARNINGS	.00	7,764.37	2,000.00	( 5,764.37)	388.2
45-36-110 SALE OF PROPERTY	.00	.00	.00	.00	.0
TOTAL MISCELLANEOUS REVENUE	.00	7,764.37	2,000.00	( 5,764.37)	388.2
<u>CONTRIBUTIONS AND TRANSFERS</u>					
45-39-380 FUND SURPLUS-UNRESTRICTED	.00	.00	.00	.00	.0
45-39-385 SAFETY VEHICLE FUND - RESTRICT	.00	.00	.00	.00	.0
45-39-389 FUND BALANCE TO BE APPROPRIATE	.00	.00	.00	.00	.0
45-39-390 TRANS FROM GENERAL FUND - SAFE	.00	468,000.00	142,000.00	( 326,000.00)	329.6
45-39-450 BOND FORFEITURE	.00	.00	.00	.00	.0
45-39-470 TRANSFER FROM GENERAL FUND	.00	.00	68,000.00	68,000.00	.0
45-39-500 CONTRIBUTION FROM FUND BAL	.00	.00	342,000.00	342,000.00	.0
TOTAL CONTRIBUTIONS AND TRANSFERS	.00	468,000.00	552,000.00	84,000.00	84.8
TOTAL FUND REVENUE	.00	476,992.37	554,000.00	77,007.63	86.1

SOUTH WEBER CITY CORPORATION  
EXPENDITURES WITH COMPARISON TO BUDGET  
FOR THE 12 MONTHS ENDING JUNE 30, 2016

CAPITAL PROJECTS FUND

	PERIOD ACTUAL	YTD ACTUAL	BUDGET	UNEXPENDED	PCNT
<u>EXPENDITURES</u>					
45-40-700 SHOP EXPENDITURES	.00	.00	.00	.00	.0
45-40-730 CHERRY FARMS RESTROOM	.00	178.50	.00	( 178.50)	.0
45-40-740 GENERAL CAPITAL PROJECTS	.00	.00	.00	.00	.0
45-40-745 EQUIPMENT COSTING OVER \$500	.00	.00	.00	.00	.0
45-40-760 STREET OVERLAY/RESTORE CURB-G	.00	.00	.00	.00	.0
45-40-780 FIRETRUCK ANNUAL PAYMENT	.00	.00	.00	.00	.0
45-40-790 SNOW PLOW TRUCK LEASE OR PURCH	.00	141,112.99	142,000.00	887.01	99.4
45-40-830 TRNSFR- PARK PMT 8782020	.00	.00	.00	.00	.0
TOTAL EXPENDITURES	.00	141,291.49	142,000.00	708.51	99.5
<u>DEPARTMENT 43</u>					
45-43-740 ADMIN - PURCHASE OF EQUIPMENT	.00	15,004.62	18,000.00	2,995.38	83.4
TOTAL DEPARTMENT 43	.00	15,004.62	18,000.00	2,995.38	83.4
<u>DEPARTMENT 57</u>					
45-57-740 FIRE - PURCHASE OF EQUIPMENT	.00	.00	85,000.00	85,000.00	.0
TOTAL DEPARTMENT 57	.00	.00	85,000.00	85,000.00	.0
<u>DEPARTMENT 60</u>					
45-60-720 STREETS - BUILDINGS	.00	.00	.00	.00	.0
45-60-730 STREETS-IMP OTHER THAN BLDG	.00	22,020.00	60,000.00	37,980.00	36.7
TOTAL DEPARTMENT 60	.00	22,020.00	60,000.00	37,980.00	36.7
<u>DEPARTMENT 70</u>					
45-70-710 PARKS - LAND	.00	.00	.00	.00	.0
45-70-730 PARKS - IMPROV OTHER THAN BLDG	.00	133,540.81	230,000.00	96,459.19	58.1
45-70-740 PARKS - PURCHASE OF EQUIPMENT	.00	7,251.00	14,000.00	6,749.00	51.8
TOTAL DEPARTMENT 70	.00	140,791.81	244,000.00	103,208.19	57.7
<u>DEPARTMENT 90</u>					
45-90-900 TRANSFER TO FUND BALANCE	.00	.00	.00	.00	.0
TOTAL DEPARTMENT 90	.00	.00	.00	.00	.0

SOUTH WEBER CITY CORPORATION  
 EXPENDITURES WITH COMPARISON TO BUDGET  
 FOR THE 12 MONTHS ENDING JUNE 30, 2016

CAPITAL PROJECTS FUND

	PERIOD ACTUAL	YTD ACTUAL	BUDGET	UNEXPENDED	PCNT
TOTAL FUND EXPENDITURES	.00	319,107.92	549,000.00	229,892.08	58.1
NET REVENUE OVER EXPENDITURES	.00	157,884.45	5,000.00	( 152,884.45)	3157.7

SOUTH WEBER CITY CORPORATION  
REVENUES WITH COMPARISON TO BUDGET  
FOR THE 12 MONTHS ENDING JUNE 30, 2016

WATER UTILITY FUND

	PERIOD ACTUAL	YTD ACTUAL	BUDGET	UNEXPENDED	PCNT
<u>MISCELLANEOUS REVENUE</u>					
51-36-100 INTEREST EARNINGS	.00	14,915.67	2,000.00	( 12,915.67)	745.8
51-36-300 MISC UTILITY REVENUE	.00	.00	.00	.00	.0
TOTAL MISCELLANEOUS REVENUE	.00	14,915.67	2,000.00	( 12,915.67)	745.8
<u>WATER UTILITIES REVENUE</u>					
51-37-100 WATER SALES	.00	1,040,445.34	1,004,000.00	( 36,445.34)	103.6
51-37-105 WATER CONNECTION FEE	.00	14,575.00	9,000.00	( 5,575.00)	161.9
51-37-130 PENALTIES	.00	16,530.78	20,000.00	3,469.22	82.7
TOTAL WATER UTILITIES REVENUE	.00	1,071,551.12	1,033,000.00	( 38,551.12)	103.7
<u>SOURCE 38</u>					
51-38-820 CONTRIBUTIONS - WTR IMPACT FD	.00	75,000.00	.00	( 75,000.00)	.0
51-38-900 SUNDRY REVENUES	.00	.00	.00	.00	.0
51-38-910 CAPITAL CONTRIBUTIONS	.00	364,500.00	.00	( 364,500.00)	.0
51-38-920 GAIN LOSS DISPOSAL OF ASSETS	( 72,370.17)	( 72,370.17)	.00	72,370.17	.0
TOTAL SOURCE 38	( 72,370.17)	367,129.83	.00	( 367,129.83)	.0
<u>CONTRIBUTIONS AND TRANSFERS</u>					
51-39-500 CONTRIBUTION FROM FUND BAL	.00	.00	49,000.00	49,000.00	.0
51-39-511 TRANSFER FROM SEWER UTILITY	.00	.00	.00	.00	.0
TOTAL CONTRIBUTIONS AND TRANSFERS	.00	.00	49,000.00	49,000.00	.0
TOTAL FUND REVENUE	( 72,370.17)	1,453,596.62	1,084,000.00	( 369,596.62)	134.1

SOUTH WEBER CITY CORPORATION  
EXPENDITURES WITH COMPARISON TO BUDGET  
FOR THE 12 MONTHS ENDING JUNE 30, 2016

WATER UTILITY FUND

	PERIOD ACTUAL	YTD ACTUAL	BUDGET	UNEXPENDED	PCNT
<u>EXPENDITURES</u>					
51-40-105	PART-TIME EMPLOYEE SALARIES	.00	10,565.54	5,000.00 (	5,565.54) 211.3
51-40-110	FULL-TIME EMPLOYEE SALARIES	.00	140,513.44	145,000.00	4,486.56 96.9
51-40-130	EMPLOYEE BENEFIT - RETIREMENT	( 3,792.00)	25,007.74	31,500.00	6,492.26 79.4
51-40-131	EMPLOYEE BENEFIT-EMPLOYER FICA	.00	11,069.79	12,000.00	930.21 92.3
51-40-133	EMPLOYEE BENEFIT - WORK. COMP.	.00	4,023.57	3,500.00 (	523.57) 115.0
51-40-134	EMPLOYEE BENEFIT - UI	.00	2,000.00	2,000.00	.00 100.0
51-40-135	EMPLOYEE BENEFIT - HEALTH INS.	.00	20,257.27	10,500.00 (	9,757.27) 192.9
51-40-140	UNIFORMS	.00	3,124.93	1,500.00 (	1,624.93) 208.3
51-40-210	BOOKS/SUBSCRIPTIONS/MEMBERSHIP	.00	1,075.00	1,500.00	425.00 71.7
51-40-230	TRAVEL	.00	1,450.63	3,000.00	1,549.37 48.4
51-40-240	OFFICE SUPPLIES & EXPENSE	.00	1,892.17	2,000.00	107.83 94.6
51-40-245	EQUIPMENT COSTING OVER \$500	.00	.00	.00	.00 .0
51-40-250	EQUIPMENT SUPPLIES & MAINT.	.00	8,534.98	32,000.00	23,465.02 26.7
51-40-255	VEHICLE LEASE	.00	6,500.00	6,500.00	.00 100.0
51-40-256	FUEL EXPENSE	.00	.00	.00	.00 .0
51-40-260	BUILDINGS & GROUNDS	.00	.00	9,000.00	9,000.00 .0
51-40-262	GENERAL GOVERNMENT BUILDINGS	.00	.00	.00	.00 .0
51-40-270	WATER - POWER & PUMPING	.00	23,660.93	21,000.00 (	2,660.93) 112.7
51-40-280	TELEPHONE AND WIRELESS	.00	2,339.17	1,500.00 (	839.17) 155.9
51-40-311	PROFESSIONAL TECHNICAL	.00	2,250.00	1,500.00 (	750.00) 150.0
51-40-312	PROFESSIONAL/TECHNICAL-ENGIN	.00	28,725.25	15,000.00 (	13,725.25) 191.5
51-40-315	PROFESSIONAL & TECH. - AUDITOR	.00	.00	.00	.00 .0
51-40-350	SOFTWARE MAINTENANCE	.00	8,407.32	2,500.00 (	5,907.32) 336.3
51-40-370	UTILITY BILLING	.00	10,516.41	6,500.00 (	4,016.41) 161.8
51-40-480	SPECIAL WATER SUPPLIES	.00	1,613.91	5,000.00	3,386.09 32.3
51-40-481	WATER PURCHASES	.00	250,777.72	200,000.00 (	50,777.72) 125.4
51-40-483	EMERGENCY LEAKS & REPAIRS	.00	.00	.00	.00 .0
51-40-485	FIRE HYDRANT UPDATE	.00	40,939.43	40,000.00 (	939.43) 102.4
51-40-490	WATER O & M CHARGE	.00	71,270.40	60,000.00 (	11,270.40) 118.8
51-40-530	INTEREST EXPENSE	.00 (	141.00)	144,000.00	144,141.00 ( .1)
51-40-550	BANKING CHARGES	.00	4,256.49	2,000.00 (	2,256.49) 212.8
51-40-650	DEPRECIATION	( 72,370.17)	203,666.25	195,000.00 (	8,666.25) 104.4
51-40-720	METER REPLACEMENTS	.00	51,633.69	50,000.00 (	1,633.69) 103.3
51-40-730	CAPITAL OUTLAY - IMPROV	.00	.00	.00	.00 .0
51-40-740	TELEMETERING SYS/WATER TANKS	.00	.00	.00	.00 .0
51-40-750	CAPITAL OUTLAY - VEHICLES	.00	.00	.00	.00 .0
51-40-811	BOND PRINCIPAL	.00	.00	75,000.00	75,000.00 .0
51-40-900	TRANSFER TO FUND BALANCE	.00	.00	.00	.00 .0
	<b>TOTAL EXPENDITURES</b>	<b>( 76,162.17)</b>	<b>935,931.03</b>	<b>1,084,000.00</b>	<b>148,068.97 86.3</b>
<u>DEPARTMENT 80</u>					
51-80-512	CONTRIBUTIONS	.00	.00	.00	.00 .0
	<b>TOTAL DEPARTMENT 80</b>	<b>.00</b>	<b>.00</b>	<b>.00</b>	<b>.00 .0</b>

SOUTH WEBER CITY CORPORATION  
 EXPENDITURES WITH COMPARISON TO BUDGET  
 FOR THE 12 MONTHS ENDING JUNE 30, 2016

WATER UTILITY FUND

	PERIOD ACTUAL	YTD ACTUAL	BUDGET	UNEXPENDED	PCNT
TOTAL FUND EXPENDITURES	( 76,162.17)	935,931.03	1,084,000.00	148,068.97	86.3
NET REVENUE OVER EXPENDITURES	3,792.00	517,665.59	.00	( 517,665.59)	.0



SOUTH WEBER CITY CORPORATION  
REVENUES WITH COMPARISON TO BUDGET  
FOR THE 12 MONTHS ENDING JUNE 30, 2016

SEWER UTILITY FUND

	PERIOD ACTUAL	YTD ACTUAL	BUDGET	UNEXPENDED	PCNT
<u>MISCELLANEOUS REVENUE</u>					
52-36-100 INTEREST EARNINGS	.00	8,916.36	3,000.00	( 5,916.36)	297.2
TOTAL MISCELLANEOUS REVENUE	.00	8,916.36	3,000.00	( 5,916.36)	297.2
<u>SEWER UTILITIES REVENUE</u>					
52-37-130 PENALTIES	.00	.00	.00	.00	.0
52-37-300 SEWER SALES	.00	838,782.85	700,000.00	( 138,782.85)	119.8
52-37-360 CWDIS 5% RETAINAGE	.00	6,315.75	.00	( 6,315.75)	.0
52-37-400 CWSID SEWER CONN FEES PAYABLE	.00	.00	.00	.00	.0
52-37-500 SEWER IMPACT FEES-REST BOND	.00	.00	.00	.00	.0
TOTAL SEWER UTILITIES REVENUE	.00	845,098.60	700,000.00	( 145,098.60)	120.7
<u>SOURCE 38</u>					
52-38-820 TFR FROM SEWER IMPACT FEES	.00	425,000.00	430,000.00	5,000.00	98.8
52-38-910 CAPITAL CONTRIBUTIONS	3,669.00	230,000.00	.00	( 230,000.00)	.0
52-38-920 GAIN LOSS SALE OF ASSETS	( 4,169.90)	( 4,169.90)	.00	4,169.90	.0
TOTAL SOURCE 38	( 500.90)	650,830.10	430,000.00	( 220,830.10)	151.4
<u>SOURCE 39</u>					
52-39-500 CONTRIBUTION FROM FUND BAL	.00	.00	.00	.00	.0
TOTAL SOURCE 39	.00	.00	.00	.00	.0
TOTAL FUND REVENUE	( 500.90)	1,504,845.06	1,133,000.00	( 371,845.06)	132.8

SOUTH WEBER CITY CORPORATION  
EXPENDITURES WITH COMPARISON TO BUDGET  
FOR THE 12 MONTHS ENDING JUNE 30, 2016

SEWER UTILITY FUND

	PERIOD ACTUAL	YTD ACTUAL	BUDGET	UNEXPENDED	PCNT
<u>EXPENDITURES</u>					
52-40-105 PART-TIME EMPLOYEE SALARIES	.00	5,768.66	4,200.00	( 1,568.66)	137.4
52-40-110 FULL-TIME EMPLOYEE SALARIES	.00	84,392.22	86,000.00	1,607.78	98.1
52-40-130 EMPLOYEE BENEFIT - RETIREMENT	( 2,315.00)	14,836.50	19,000.00	4,163.50	78.1
52-40-131 EMPLOYEE BENEFIT-EMPLOYER FICA	.00	6,653.02	7,000.00	346.98	95.0
52-40-133 EMPLOYEE BENEFIT - WORK. COMP.	.00	2,192.61	2,000.00	( 192.61)	109.6
52-40-134 EMPLOYEE BENEFIT - UI	.00	1,500.00	1,500.00	.00	100.0
52-40-135 EMPLOYEE BENEFIT - HEALTH INS.	.00	14,391.66	8,300.00	( 6,091.66)	173.4
52-40-140 UNIFORMS	.00	2,201.73	1,500.00	( 701.73)	146.8
52-40-210 BOOKS/SUBSCRIPTIONS/MEMBERSHIP	.00	.00	.00	.00	.0
52-40-230 TRAVEL	.00	.00	1,000.00	1,000.00	.0
52-40-240 OFFICE SUPPLIES & EXPENSE	.00	1,042.69	2,000.00	957.31	52.1
52-40-250 EQUIPMENT SUPPLIES & MAINT.	.00	1,346.96	6,600.00	5,253.04	20.4
52-40-255 VEHICLE LEASE	.00	4,400.00	4,400.00	.00	100.0
52-40-260 BUILDINGS & GROUNDS	.00	.00	.00	.00	.0
52-40-270 SEWER - POWER & PUMPING	.00	399.61	500.00	100.39	79.9
52-40-312 PROFESSIONAL/TECHNICAL-ENGIN	.00	3,019.75	.00	( 3,019.75)	.0
52-40-315 PROFESSIONAL & TECH. - AUDITOR	.00	.00	.00	.00	.0
52-40-350 SOFTWARE MAINTENANCE	.00	1,375.05	2,500.00	1,124.95	55.0
52-40-370 UTILITY BILLING	.00	7,312.28	6,500.00	( 812.28)	112.5
52-40-483 EMERGENCY R & R SEWER	.00	.00	.00	.00	.0
52-40-490 SEWER O & M CHARGE	.00	20,282.26	25,000.00	4,717.74	81.1
52-40-491 SEWER TREATMENT FEE	.00	412,366.00	400,000.00	( 12,366.00)	103.1
52-40-492 CONNECTION FEE - CWSID	.00	.00	.00	.00	.0
52-40-530 INTEREST EXPENSE	.00	.00	.00	.00	.0
52-40-550 BANKING CHARGES	.00	2,799.85	2,000.00	( 799.85)	140.0
52-40-650 DEPRECIATION	( 500.90)	91,119.36	86,000.00	( 5,119.36)	106.0
52-40-690 PROJECTS	.00	.00	430,000.00	430,000.00	.0
52-40-990 TRANSFER TO FUND BALANCE	.00	.00	37,000.00	37,000.00	.0
<b>TOTAL EXPENDITURES</b>	<b>( 2,815.90)</b>	<b>677,400.21</b>	<b>1,133,000.00</b>	<b>455,599.79</b>	<b>59.8</b>
<u>TRANSFERS AND CONTRIBUTIONS</u>					
52-80-512 CONTRIBUTIONS	.00	.00	.00	.00	.0
<b>TOTAL TRANSFERS AND CONTRIBUTIONS</b>	<b>.00</b>	<b>.00</b>	<b>.00</b>	<b>.00</b>	<b>.0</b>
<b>TOTAL FUND EXPENDITURES</b>	<b>( 2,815.90)</b>	<b>677,400.21</b>	<b>1,133,000.00</b>	<b>455,599.79</b>	<b>59.8</b>
<b>NET REVENUE OVER EXPENDITURES</b>	<b>2,315.00</b>	<b>827,444.85</b>	<b>.00</b>	<b>( 827,444.85)</b>	<b>.0</b>

SOUTH WEBER CITY CORPORATION  
REVENUES WITH COMPARISON TO BUDGET  
FOR THE 12 MONTHS ENDING JUNE 30, 2016

SANITATION UTILITY FUND

	PERIOD ACTUAL	YTD ACTUAL	BUDGET	UNEXPENDED	PCNT
<u>MISCELLANEOUS REVENUE</u>					
53-36-100 INTEREST EARNINGS	.00	2,274.11	1,000.00	( 1,274.11)	227.4
TOTAL MISCELLANEOUS REVENUE	.00	2,274.11	1,000.00	( 1,274.11)	227.4
<u>SANITATION UTILITIES REVENUE</u>					
53-37-130 PENALTIES	.00	.00	.00	.00	.0
53-37-700 SANITATION FEES	.00	357,149.59	351,000.00	( 6,149.59)	101.8
TOTAL SANITATION UTILITIES REVENUE	.00	357,149.59	351,000.00	( 6,149.59)	101.8
<u>SOURCE 38</u>					
53-38-920 GAIN LOSS SALE OF ASSETS	( 80,336.72)	( 80,336.72)	70,000.00	150,336.72	(114.8)
TOTAL SOURCE 38	( 80,336.72)	( 80,336.72)	70,000.00	150,336.72	(114.8)
<u>SOURCE 39</u>					
53-39-500 CONTRIBUTION FROM FUND BAL	.00	.00	.00	.00	.0
TOTAL SOURCE 39	.00	.00	.00	.00	.0
TOTAL FUND REVENUE	( 80,336.72)	279,086.98	422,000.00	142,913.02	66.1

SOUTH WEBER CITY CORPORATION  
EXPENDITURES WITH COMPARISON TO BUDGET  
FOR THE 12 MONTHS ENDING JUNE 30, 2016

SANITATION UTILITY FUND

	PERIOD ACTUAL	YTD ACTUAL	BUDGET	UNEXPENDED	PCNT
<u>EXPENDITURES</u>					
53-40-105 PART-TIME EMPLOYEE SALARIES	.00	673.39	1,700.00	1,026.61	39.6
53-40-110 FULL-TIME EMPLOYEE SALARIES	.00	20,849.75	21,800.00	950.25	95.6
53-40-130 EMPLOYEE BENEFIT - RETIREMENT	( 632.00)	3,190.77	4,800.00	1,609.23	66.5
53-40-131 EMPLOYEE BENEFIT-EMPLOYER FICA	.00	1,542.72	1,800.00	257.28	85.7
53-40-133 EMPLOYEE BENEFIT - WORK. COMP.	.00	652.02	500.00	( 152.02)	130.4
53-40-134 EMPLOYEE BENEFIT - UI	.00	400.00	400.00	.00	100.0
53-40-135 EMPLOYEE BENEFIT - HEALTH INS.	.00	2,908.36	3,400.00	491.64	85.5
53-40-140 UNIFORMS	.00	946.37	1,500.00	553.63	63.1
53-40-240 OFFICE SUPPLIES & EXPENSE	.00	.00	.00	.00	.0
53-40-250 EQUIPMENT SUPPLIES & MAINT.	.00	5,012.30	7,000.00	1,987.70	71.6
53-40-251 VEHICLE MAINT & SUPPLIES	.00	.00	.00	.00	.0
53-40-255 VEHICLE LEASE	.00	1,100.00	1,100.00	.00	100.0
53-40-350 SOFTWARE MAINTENANCE	.00	1,375.05	2,500.00	1,124.95	55.0
53-40-370 UTILITY BILLING	.00	3,427.63	6,500.00	3,072.37	52.7
53-40-492 SANITATION FEE CHARGES	.00	298,002.51	275,000.00	( 23,002.51)	108.4
53-40-550 BANKING CHARGES	.00	1,216.15	2,000.00	783.85	60.8
53-40-650 DEPRECIATION	( 80,336.72)	.00	92,000.00	92,000.00	.0
TOTAL EXPENDITURES	( 80,968.72)	341,297.02	422,000.00	80,702.98	80.9
TOTAL FUND EXPENDITURES	( 80,968.72)	341,297.02	422,000.00	80,702.98	80.9
NET REVENUE OVER EXPENDITURES	632.00	( 62,210.04)	.00	62,210.04	.0

SOUTH WEBER CITY CORPORATION  
REVENUES WITH COMPARISON TO BUDGET  
FOR THE 12 MONTHS ENDING JUNE 30, 2016

STORM SEWER UTILITY FUND

	PERIOD ACTUAL	YTD ACTUAL	BUDGET	UNEXPENDED	PCNT
<u>MISCELLANEOUS REVENUE</u>					
54-36-100 INTEREST EARNINGS	.00	4,078.33	2,000.00	( 2,078.33)	203.9
TOTAL MISCELLANEOUS REVENUE	.00	4,078.33	2,000.00	( 2,078.33)	203.9
<u>STORM SEWER UTILITIES REVENUE</u>					
54-37-130 PENALTIES	.00	.00	.00	.00	.0
54-37-450 STORM SEWER REVENUE	.00	142,825.18	138,000.00	( 4,825.18)	103.5
TOTAL STORM SEWER UTILITIES REVENUE	.00	142,825.18	138,000.00	( 4,825.18)	103.5
<u>SOURCE 38</u>					
54-38-600 TFR FROM STORM SWR IMPACT FEE	.00	.00	.00	.00	.0
54-38-900 SUNDRY REVENUES	.00	.00	.00	.00	.0
54-38-910 CAPITAL CONTRIBUTIONS	.00	233,300.00	.00	( 233,300.00)	.0
54-38-920 GAIN LOSS SALE OF ASSETS	( 24,187.77)	( 24,187.77)	.00	24,187.77	.0
TOTAL SOURCE 38	( 24,187.77)	209,112.23	.00	( 209,112.23)	.0
<u>SOURCE 39</u>					
54-39-500 CONTRIBUTION FROM FUND BAL	.00	.00	82,500.00	82,500.00	.0
TOTAL SOURCE 39	.00	.00	82,500.00	82,500.00	.0
TOTAL FUND REVENUE	( 24,187.77)	356,015.74	222,500.00	( 133,515.74)	160.0

SOUTH WEBER CITY CORPORATION  
EXPENDITURES WITH COMPARISON TO BUDGET  
FOR THE 12 MONTHS ENDING JUNE 30, 2016

STORM SEWER UTILITY FUND

	PERIOD ACTUAL	YTD ACTUAL	BUDGET	UNEXPENDED	PCNT
<u>EXPENDITURES</u>					
54-40-105 PART-TIME EMPLOYEE SALARIES	.00	599.53	2,000.00	1,400.47	30.0
54-40-110 FULL-TIME EMPLOYEE SALARIES	.00	16,416.45	20,000.00	3,583.55	82.1
54-40-130 EMPLOYEE BENEFIT - RETIREMENT	( 627.00)	2,794.49	4,400.00	1,605.51	63.5
54-40-131 EMPLOYEE BENEFIT-EMPLOYER FICA	.00	1,382.45	1,700.00	317.55	81.3
54-40-133 EMPLOYEE BENEFIT - WORK. COMP.	.00	579.16	500.00	( 79.16)	115.8
54-40-134 EMPLOYEE BENEFIT - UI	.00	400.00	400.00	.00	100.0
54-40-135 EMPLOYEE BENEFIT - HEALTH INS.	.00	2,659.08	3,700.00	1,040.92	71.9
54-40-140 UNIFORMS	.00	473.19	1,500.00	1,026.81	31.6
54-40-230 TRAVEL & TRAINING	.00	.00	2,000.00	2,000.00	.0
54-40-240 OFFICE SUPPLIES & EXPENSE	.00	.00	.00	.00	.0
54-40-250 EQUIPMENT SUPPLIES & MAINT.	.00	885.64	4,000.00	3,114.36	22.1
54-40-255 VEHICLE LEASE	.00	802.74	1,100.00	297.26	73.0
54-40-256 FUEL EXPENSE	.00	.00	.00	.00	.0
54-40-270 STORM SEWER - POWER & PUMPING	.00	138.68	.00	( 138.68)	.0
54-40-312 PROFESSIONAL/TECHNICAL-ENGIN	.00	8,670.77	15,000.00	6,329.23	57.8
54-40-315 PROFESSIONAL & TECH. - AUDITOR	.00	.00	.00	.00	.0
54-40-331 PROMOTION-STORM WATER	.00	.00	1,200.00	1,200.00	.0
54-40-350 SOFTWARE MAINTENANCE	.00	1,565.30	2,500.00	934.70	62.6
54-40-370 UTILITY BILLING	.00	1,599.57	6,500.00	4,900.43	24.6
54-40-493 STORM SEWER O & M	.00	7,622.75	25,000.00	17,377.25	30.5
54-40-550 BANKING CHARGES	.00	608.02	2,000.00	1,391.98	30.4
54-40-650 DEPRECIATION	( 18,932.30)	103,959.47	119,000.00	15,040.53	87.4
54-40-690 PROJECTS	.00	.00	10,000.00	10,000.00	.0
TOTAL EXPENDITURES	( 19,559.30)	151,157.29	222,500.00	71,342.71	67.9
<u>DEPARTMENT 80</u>					
54-80-512 CONTRIBUTIONS	.00	.00	.00	.00	.0
TOTAL DEPARTMENT 80	.00	.00	.00	.00	.0
TOTAL FUND EXPENDITURES	( 19,559.30)	151,157.29	222,500.00	71,342.71	67.9
NET REVENUE OVER EXPENDITURES	( 4,628.47)	204,858.45	.00	( 204,858.45)	.0

SOUTH WEBER CITY CORPORATION  
 REVENUES WITH COMPARISON TO BUDGET  
 FOR THE 12 MONTHS ENDING JUNE 30, 2016

PENALTIES UTILITY FUND

	PERIOD ACTUAL	YTD ACTUAL	BUDGET	UNEXPENDED	PCNT
<u>MISCELLANEOUS REVENUE</u>					
55-36-100 INTEREST EARNINGS	.00	.00	.00	.00	.0
TOTAL MISCELLANEOUS REVENUE	.00	.00	.00	.00	.0
<u>SOURCE 37</u>					
55-37-130 PENALTIES	.00	.00	.00	.00	.0
TOTAL SOURCE 37	.00	.00	.00	.00	.0
TOTAL FUND REVENUE	.00	.00	.00	.00	.0
NET REVENUE OVER EXPENDITURES	.00	.00	.00	.00	.0

SOUTH WEBER CITY CORPORATION  
REVENUES WITH COMPARISON TO BUDGET  
FOR THE 7 MONTHS ENDING JANUARY 31, 2017

GENERAL FUND

	PERIOD ACTUAL	YTD ACTUAL	BUDGET	UNEARNED	PCNT
<u>TAXES</u>					
10-31-100	46,267.19	271,960.96	311,000.00	39,039.04	87.5
10-31-120	27.54	2,190.81	3,700.00	1,509.19	59.2
10-31-200	2,054.57	15,250.02	30,000.00	14,749.98	50.8
10-31-300	73,304.10	387,596.53	784,000.00	396,403.47	49.4
10-31-310	29,570.18	160,885.34	330,000.00	169,114.66	48.8
TOTAL TAXES	151,223.58	837,883.66	1,458,700.00	620,816.34	57.4
<u>LICENSES AND PERMITS</u>					
10-32-100	2,140.00	11,139.00	13,600.00	2,461.00	81.9
10-32-210	26,813.03	106,776.96	170,000.00	63,223.04	62.8
TOTAL LICENSES AND PERMITS	28,953.03	117,915.96	183,600.00	65,684.04	64.2
<u>INTERGOVERNMENTAL REVENUE</u>					
10-33-400	.00	.00	.00	.00	.0
10-33-560	40,335.70	119,120.29	195,000.00	75,879.71	61.1
10-33-580	.00	4,550.72	4,000.00	( 550.72)	113.8
TOTAL INTERGOVERNMENTAL REVENUE	40,335.70	123,671.01	199,000.00	75,328.99	62.2
<u>CHARGES FOR SERVICES</u>					
10-34-100	( 144,427.00)	13,480.00	10,000.00	( 3,480.00)	134.8
10-34-105	8,816.25	32,373.21	30,000.00	( 2,373.21)	107.9
10-34-250	40.00	1,250.00	1,000.00	( 250.00)	125.0
10-34-254	.00	.00	.00	.00	.0
10-34-270	.00	14,960.00	.00	( 14,960.00)	.0
10-34-310	.00	5,337.00	.00	( 5,337.00)	.0
10-34-760	.00	152.00	.00	( 152.00)	.0
TOTAL CHARGES FOR SERVICES	( 135,570.75)	67,552.21	41,000.00	( 26,552.21)	164.8
<u>FINES AND FORFEITURES</u>					
10-35-100	( 5,512.11)	40,054.56	117,000.00	76,945.44	34.2
TOTAL FINES AND FORFEITURES	( 5,512.11)	40,054.56	117,000.00	76,945.44	34.2



SOUTH WEBER CITY CORPORATION  
REVENUES WITH COMPARISON TO BUDGET  
FOR THE 7 MONTHS ENDING JANUARY 31, 2017

GENERAL FUND

	PERIOD ACTUAL	YTD ACTUAL	BUDGET	UNEARNED	PCNT
<u>MISCELLANEOUS REVENUE</u>					
10-36-100 INTEREST EARNINGS	7,230.41	11,452.81	5,000.00	( 6,452.81)	229.1
10-36-300 NEWSLETTER SPONSORS	.00	150.00	100.00	( 50.00)	150.0
10-36-400 SALE OF ASSETS	.00	.00	.00	.00	.0
10-36-900 SUNDRY REVENUES	924.46	10,035.87	5,000.00	( 5,035.87)	200.7
10-36-901 FARMERS MARKET	.00	.00	.00	.00	.0
<b>TOTAL MISCELLANEOUS REVENUE</b>	<b>8,154.87</b>	<b>21,638.68</b>	<b>10,100.00</b>	<b>( 11,538.68)</b>	<b>214.2</b>
<u>CONTRIBUTIONS AND TRANSFERS</u>					
10-39-091 TRANSFER FROM CAPITAL PROJECTS	.00	.00	.00	.00	.0
10-39-100 FIRE AGREEMENT/JOB CORPS	.00	3,580.00	3,500.00	( 80.00)	102.3
10-39-110 FIRE AGREEMENT/COUNTY	501.00	1,021.46	1,000.00	( 21.46)	102.2
10-39-800 TFR FROM IMPACT FEES	35,998.57	35,998.57	.00	( 35,998.57)	.0
10-39-900 CONTRIBUTION FROM GF SURPLUS	.00	.00	.00	.00	.0
10-39-910 CONTRIB. FROM CLASS "C"	.00	.00	470,100.00	470,100.00	.0
<b>TOTAL CONTRIBUTIONS AND TRANSFERS</b>	<b>36,499.57</b>	<b>40,600.03</b>	<b>474,600.00</b>	<b>433,999.97</b>	<b>8.6</b>
<b>TOTAL FUND REVENUE</b>	<b>124,083.89</b>	<b>1,249,316.11</b>	<b>2,484,000.00</b>	<b>1,234,683.89</b>	<b>50.3</b>

SOUTH WEBER CITY CORPORATION  
EXPENDITURES WITH COMPARISON TO BUDGET  
FOR THE 7 MONTHS ENDING JANUARY 31, 2017

GENERAL FUND

	PERIOD ACTUAL	YTD ACTUAL	BUDGET	UNEXPENDED	PCNT
<u>LEGISLATIVE</u>					
10-41-005 SALARIES - COUNCIL & COMMISSIO	2,000.00	17,312.00	31,600.00	14,288.00	54.8
10-41-131 EMPLOYEE BENEFIT-EMPLOYER FICA	153.00	1,353.30	2,500.00	1,146.70	54.1
10-41-133 EMPLOYEE BENEFIT - WORK. COMP.	47.20	355.01	1,300.00	944.99	27.3
10-41-210 BOOKS, SUBS. AND MEMBERSHIPS	.00	.00	4,000.00	4,000.00	.0
10-41-230 TRAVEL	.00	1,510.00	7,000.00	5,490.00	21.6
10-41-240 OFFICE SUPPLIES AND EXPENSE	.00	.00	.00	.00	.0
10-41-370 PROFESSIONAL/TECHNICAL SERVICE	.00	.00	.00	.00	.0
10-41-620 MISCELLANEOUS SERVICES	.00	5,267.04	500.00	( 4,767.04)	1053.4
10-41-765 YOUTH CITY COUNCIL	.00	.00	.00	.00	.0
10-41-925 TRANSFER TO COUNTRY FAIR DAYS	11,000.00	11,000.00	11,000.00	.00	100.0
<b>TOTAL LEGISLATIVE</b>	<b>13,200.20</b>	<b>36,797.35</b>	<b>57,900.00</b>	<b>21,102.65</b>	<b>63.6</b>
<u>JUDICIAL</u>					
10-42-004 SUPERVISOR SALARIES	1,082.12	8,115.90	14,000.00	5,884.10	58.0
10-42-110 PART-TIME EMPLOYEE SALARIES	2,994.43	20,705.03	33,000.00	12,294.97	62.7
10-42-130 EMPLOYEE BENEFIT - RETIREMENT	843.06	5,946.39	11,000.00	5,053.61	54.1
10-42-131 EMPLOYEE BENEFIT-EMPLOYER FICA	311.85	2,204.82	4,000.00	1,795.18	55.1
10-42-133 EMPLOYEE BENEFIT - WORK. COMP.	6.57	44.52	200.00	155.48	22.3
10-42-134 EMPLOYEE BENEFIT - UI	.00	.00	700.00	700.00	.0
10-42-135 EMPLOYEE BENEFIT - HEALTH INS.	.00	.00	.00	.00	.0
10-42-210 BOOKS/SUBSCRIPTIONS/MEMBERSHIP	.00	510.27	500.00	( 10.27)	102.1
10-42-230 TRAVEL	.00	1,128.93	2,400.00	1,271.07	47.0
10-42-240 OFFICE SUPPLIES & EXPENSE	21.07	329.45	1,000.00	670.55	33.0
10-42-243 COURT REFUNDS	.00	75.00	.00	( 75.00)	.0
10-42-313 PROFESSIONAL/TECH. - ATTORNEY	600.00	3,800.24	7,400.00	3,599.76	51.4
10-42-317 PROFESSIONAL/TECHNICAL-BAILIFF	( 831.28)	1,800.00	4,000.00	2,200.00	45.0
10-42-350 SOFTWARE MAINTENANCE	271.40	306.40	500.00	193.60	61.3
10-42-550 BANKING CHARGES	95.08	589.88	600.00	10.12	98.3
10-42-610 MISCELLANEOUS	.00	76.80	500.00	423.20	15.4
10-42-980 ST. TREASURER SURCHARGE	( 15,442.04)	.00	50,000.00	50,000.00	.0
<b>TOTAL JUDICIAL</b>	<b>( 10,047.74)</b>	<b>45,633.63</b>	<b>129,800.00</b>	<b>84,166.37</b>	<b>35.2</b>

SOUTH WEBER CITY CORPORATION  
EXPENDITURES WITH COMPARISON TO BUDGET  
FOR THE 7 MONTHS ENDING JANUARY 31, 2017

GENERAL FUND

	PERIOD ACTUAL	YTD ACTUAL	BUDGET	UNEXPENDED	PCNT
<u>ADMINISTRATIVE</u>					
10-43-110	14,628.93	112,493.26	204,000.00	91,506.74	55.1
10-43-120	904.11	6,579.02	12,700.00	6,120.98	51.8
10-43-125	.00	.00	.00	.00	.0
10-43-130	2,941.64	23,461.14	47,800.00	24,338.86	49.1
10-43-131	1,211.85	9,158.65	16,500.00	7,341.35	55.5
10-43-133	64.84	300.89	3,500.00	3,199.11	8.6
10-43-134	.00	.00	3,000.00	3,000.00	.0
10-43-135	3,446.18	21,588.58	45,000.00	23,411.42	48.0
10-43-136	.00	150.00	4,000.00	3,850.00	3.8
10-43-137	.00	.00	.00	.00	.0
10-43-140	16.50	142.88	1,000.00	857.12	14.3
10-43-210	.00	2,194.67	3,600.00	1,405.33	61.0
10-43-220	.00	4,412.50	4,000.00	( 412.50)	110.3
10-43-230	.00	5,620.40	11,000.00	5,379.60	51.1
10-43-240	370.05	2,656.94	10,000.00	7,343.06	26.6
10-43-251	313.61	1,777.18	3,500.00	1,722.82	50.8
10-43-252	.00	.00	.00	.00	.0
10-43-253	.00	.00	.00	.00	.0
10-43-256	.00	206.74	500.00	293.26	41.4
10-43-262	792.77	3,267.37	9,000.00	5,732.63	36.3
10-43-270	410.26	2,307.61	5,000.00	2,692.39	46.2
10-43-280	1,090.65	7,336.92	13,000.00	5,663.08	56.4
10-43-308	1,853.20	6,232.34	12,200.00	5,967.66	51.1
10-43-309	.00	10,000.00	19,000.00	9,000.00	52.6
10-43-310	4,042.69	4,042.69	7,000.00	2,957.31	57.8
10-43-311	.00	2,190.00	5,000.00	2,810.00	43.8
10-43-312	7,536.50	14,528.59	12,000.00	( 2,528.59)	121.1
10-43-313	.00	9,300.00	30,000.00	20,700.00	31.0
10-43-314	.00	1,580.05	1,500.00	( 80.05)	105.3
10-43-316	.00	.00	.00	.00	.0
10-43-319	8,952.75	39,422.71	30,000.00	( 9,422.71)	131.4
10-43-329	.00	1,350.04	2,000.00	649.96	67.5
10-43-330	.00	.00	.00	.00	.0
10-43-350	667.87	6,259.83	8,500.00	2,240.17	73.7
10-43-360	.00	.00	.00	.00	.0
10-43-510	.00	42,632.34	40,000.00	( 2,632.34)	106.6
10-43-550	132.52	1,141.95	2,000.00	858.05	57.1
10-43-610	( 200.00)	26.92	4,000.00	3,973.08	.7
10-43-620	.00	.00	.00	.00	.0
10-43-621	.00	.00	.00	.00	.0
10-43-625	.00	20.89	.00	( 20.89)	.0
10-43-740	.00	12,272.66	21,800.00	9,527.34	56.3
10-43-745	.00	.00	.00	.00	.0
10-43-841	.00	.00	87,400.00	87,400.00	.0
10-43-910	.00	.00	177,480.00	177,480.00	.0
TOTAL ADMINISTRATIVE	49,176.92	354,655.76	856,980.00	502,324.24	41.4

SOUTH WEBER CITY CORPORATION  
EXPENDITURES WITH COMPARISON TO BUDGET  
FOR THE 7 MONTHS ENDING JANUARY 31, 2017

GENERAL FUND

	PERIOD ACTUAL	YTD ACTUAL	BUDGET	UNEXPENDED	PCNT
<u>PUBLIC SAFETY</u>					
10-54-310 SHERIFF'S DEPARTMENT	5,742.00	72,028.02	146,000.00	73,971.98	49.3
10-54-311 ANIMAL CONTROL	1,131.28	5,656.40	15,000.00	9,343.60	37.7
10-54-320 EMERGENCY PREPAREDNESS	.00	441.00	500.00	59.00	88.2
10-54-321 LIQUOR LAW ENFORCEMENT	( 5,742.00)	.00	4,500.00	4,500.00	.0
10-54-740 EQUIPMENT PURCHASES	.00	.00	.00	.00	.0
<b>TOTAL PUBLIC SAFETY</b>	<b>1,131.28</b>	<b>78,125.42</b>	<b>166,000.00</b>	<b>87,874.58</b>	<b>47.1</b>
<u>FIRE PROTECTION</u>					
10-57-110 FULL-TIME EMPLOYEE SALARIES	242.31	2,899.51	.00	( 2,899.51)	.0
10-57-120 PART-TIME EMPLOYEE SALARIES	7,476.25	30,307.88	103,120.00	72,812.12	29.4
10-57-131 EMPLOYEE BENEFIT-EMPLOYER FICA	590.49	2,540.43	10,000.00	7,459.57	25.4
10-57-133 EMPLOYEE BENEFIT - WORK. COMP.	277.87	925.51	5,500.00	4,574.49	16.8
10-57-134 EMPLOYEE BENEFIT - UI	.00	.00	600.00	600.00	.0
10-57-137 EMPLOYEE TESTING	228.00	228.00	.00	( 228.00)	.0
10-57-140 UNIFORMS	450.00	450.00	.00	( 450.00)	.0
10-57-210 BOOKS, SUBS. AND MEMBERSHIPS	.00	100.00	1,300.00	1,200.00	7.7
10-57-230 TRAVEL	.00	131.77	9,700.00	9,568.23	1.4
10-57-240 OFFICE SUPPLIES & EXPENSE	.00	429.55	1,000.00	570.45	43.0
10-57-250 EQUIPMENT SUPPLIES & MAINT.	235.27	3,544.49	13,100.00	9,555.51	27.1
10-57-256 FUEL EXPENSE	422.49	840.42	1,100.00	259.58	76.4
10-57-260 BUILDINGS & GROUNDS MAINT.	.00	2,091.09	.00	( 2,091.09)	.0
10-57-270 UTILITIES	1,220.18	3,189.52	7,000.00	3,810.48	45.6
10-57-280 TELEPHONE	223.09	1,769.47	4,700.00	2,930.53	37.7
10-57-350 SOFTWARE MAINTENANCE	26.05	884.89	1,300.00	415.11	68.1
10-57-370 PROFESSIONAL & TECH. SERVICES	717.75	5,018.86	13,200.00	8,181.14	38.0
10-57-450 SPECIAL PUBLIC SAFETY SUPPLIES	390.20	2,026.96	14,100.00	12,073.04	14.4
10-57-530 INTEREST EXPENSE- BOND	.00	7,500.53	9,500.00	1,999.47	79.0
10-57-550 BANKING CHARGES	20.21	213.78	500.00	286.22	42.8
10-57-620 HEALTH & WELLNESS EXPENSES	.00	89.75	900.00	810.25	10.0
10-57-740 EQUIPMENT PURCHASES	.00	.00	.00	.00	.0
10-57-745 EQUIPMENT COSTING OVER \$500	.00	.00	.00	.00	.0
10-57-811 SALES TAX REV BOND - PRINCIPAL	.00	.00	.00	.00	.0
<b>TOTAL FIRE PROTECTION</b>	<b>12,520.16</b>	<b>65,182.41</b>	<b>196,620.00</b>	<b>131,437.59</b>	<b>33.2</b>

SOUTH WEBER CITY CORPORATION  
 EXPENDITURES WITH COMPARISON TO BUDGET  
 FOR THE 7 MONTHS ENDING JANUARY 31, 2017

GENERAL FUND

	PERIOD ACTUAL	YTD ACTUAL	BUDGET	UNEXPENDED	PCNT
<u>PLANNING &amp; ENGINEERING</u>					
10-58-105 PART-TIME EMPLOYEE SALARIES	.00	.00	.00	.00	.0
10-58-110 FULL-TIME EMPLOYEE SALARIES	3,559.50	26,778.36	46,500.00	19,721.64	57.6
10-58-120 PART-TIME EMPLOYEE SALARIES	.00	.00	.00	.00	.0
10-58-130 EMPLOYEE BENEFIT - RETIREMENT	732.99	5,343.00	11,000.00	5,657.00	48.6
10-58-131 EMPLOYEE BENEFIT-EMPLOYER FICA	263.46	1,988.79	3,300.00	1,311.21	60.3
10-58-133 EMPLOYEE BENEFIT - WORK. COMP.	65.66	487.06	800.00	312.94	60.9
10-58-134 EMPLOYEE BENEFIT - UI	.00	.00	700.00	700.00	.0
10-58-135 EMPLOYEE BENEFIT - HEALTH INS.	534.94	2,308.39	5,300.00	2,991.61	43.6
10-58-210 BOOKS/SUBSCRIPTIONS/MEMBERSHIP	.00	686.83	2,300.00	1,613.17	29.9
10-58-230 TRAVEL	609.00	650.04	2,000.00	1,349.96	32.5
10-58-250 EQUIP. SUPPLIES & EXPENSE	.00	34.52	1,000.00	965.48	3.5
10-58-255 VEHICLE LEASE	.00	.00	.00	.00	.0
10-58-256 FUEL EXPENSE	249.50	525.81	1,000.00	474.19	52.6
10-58-350 SOFTWARE MAINTENANCE	.00	1,200.00	1,500.00	300.00	80.0
10-58-370 PROFESSIONAL & TECH. SERVICES	.00	150.00	2,000.00	1,850.00	7.5
10-58-620 MISCELLANEOUS	206.02	551.66	600.00	48.34	91.9
10-58-740 EQUIPMENT PURCHASES	.00	.00	.00	.00	.0
TOTAL PLANNING & ENGINEERING	6,221.07	40,704.46	78,000.00	37,295.54	52.2

SOUTH WEBER CITY CORPORATION  
EXPENDITURES WITH COMPARISON TO BUDGET  
FOR THE 7 MONTHS ENDING JANUARY 31, 2017

GENERAL FUND

	PERIOD ACTUAL	YTD ACTUAL	BUDGET	UNEXPENDED	PCNT
<u>STREETS</u>					
10-60-110 FULL-TIME EMPLOYEE SALARIES	1,222.50	9,080.13	17,000.00	7,919.87	53.4
10-60-120 PART-TIME EMPLOYEE SALARIES	115.50	4,663.75	14,000.00	9,336.25	33.3
10-60-130 EMPLOYEE BENEFIT - RETIREMENT	255.19	1,895.40	3,900.00	2,004.60	48.6
10-60-131 EMPLOYEE BENEFIT-EMPLOYER FICA	100.42	1,038.69	2,200.00	1,161.31	47.2
10-60-133 EMPLOYEE BENEFIT - WORK. COMP.	42.10	350.25	1,100.00	749.75	31.8
10-60-134 EMPLOYEE BENEFIT - UI	.00	.00	300.00	300.00	.0
10-60-135 EMPLOYEE BENEFIT - HEALTH INS.	16.63	107.99	600.00	492.01	18.0
10-60-137 EMPLOYEE TESTING	.00	76.00	.00	( 76.00)	.0
10-60-140 UNIFORMS	17.75	407.09	300.00	( 107.09)	135.7
10-60-230 TRAVEL & TRAINING	.00	367.85	1,000.00	632.15	36.8
10-60-250 EQUIPMENT SUPPLIES & MAINT.	2,522.92	11,718.85	16,900.00	5,181.15	69.3
10-60-255 VEHICLE LEASE	.00	.00	2,500.00	2,500.00	.0
10-60-256 FUEL EXPENSE	206.14	396.60	2,100.00	1,703.40	18.9
10-60-260 BUILDINGS & GROUNDS - SHOP	3,495.10	5,553.04	9,000.00	3,446.96	61.7
10-60-271 UTILITIES - STREET LIGHTS	3,962.40	24,081.43	40,000.00	15,918.57	60.2
10-60-312 PROFESSIONAL & TECH. - ENGINR	2,854.75	13,911.75	18,000.00	4,088.25	77.3
10-60-350 SOFTWARE MAINTENANCE	26.05	292.40	4,000.00	3,707.60	7.3
10-60-370 PROFESSIONAL & TECH. SERVICES	186.00	960.00	3,000.00	2,040.00	32.0
10-60-410 SPECIAL HIGHWAY SUPPLIES	( 11,653.07)	11,101.84	21,000.00	9,898.16	52.9
10-60-420 WEED CONTROL	.00	.00	5,000.00	5,000.00	.0
10-60-421 PEDESTRIAN SAFETY	.00	.00	.00	.00	.0
10-60-422 CROSSWALK/STREET PAINTING	.00	.00	4,000.00	4,000.00	.0
10-60-424 CURB & GUTTER RESTORATION	.00	.00	15,000.00	15,000.00	.0
10-60-550 BANKING CHARGES	20.21	213.78	800.00	586.22	26.7
10-60-745 EQUIPMENT COSTING OVER \$500	.00	13,547.00	.00	( 13,547.00)	.0
<b>TOTAL STREETS</b>	<b>3,390.59</b>	<b>99,763.84</b>	<b>181,700.00</b>	<b>81,936.16</b>	<b>54.9</b>
<u>CLASS "C" ROADS</u>					
10-61-105 PART-TIME EMPLOYEE SALARIES	.00	.00	.00	.00	.0
10-61-110 FULL-TIME EMPLOYEE SALARIES	1,275.42	9,631.12	16,000.00	6,368.88	60.2
10-61-130 EMPLOYEE BENEFIT - RETIREMENT	263.91	1,889.56	3,900.00	2,010.44	48.5
10-61-131 EMPLOYEE BENEFIT-EMPLOYER FICA	93.87	711.58	1,300.00	588.42	54.7
10-61-133 EMPLOYEE BENEFIT - WORK. COMP.	30.11	227.47	500.00	272.53	45.5
10-61-134 EMPLOYEE BENEFIT - UI	.00	.00	300.00	300.00	.0
10-61-135 EMPLOYEE BENEFIT - HEALTH INS.	233.44	999.43	2,100.00	1,100.57	47.6
10-61-230 TRAVEL	.00	.00	.00	.00	.0
10-61-256 FUEL EXPENSE	1,885.49	2,399.40	500.00	( 1,899.40)	479.9
10-61-410 SPECIAL HIGHWAY SUPPLIES	.00	.00	.00	.00	.0
10-61-411 SNOW REMOVAL SUPPLIES	15,654.29	21,971.01	29,500.00	7,528.99	74.5
10-61-425 SLURRY SEAL	.00	141,967.59	155,000.00	13,032.41	91.6
10-61-730 STREET OVERLAY	.00	.00	456,000.00	456,000.00	.0
<b>TOTAL CLASS "C" ROADS</b>	<b>19,436.53</b>	<b>179,797.16</b>	<b>665,100.00</b>	<b>485,302.84</b>	<b>27.0</b>

SOUTH WEBER CITY CORPORATION  
EXPENDITURES WITH COMPARISON TO BUDGET  
FOR THE 7 MONTHS ENDING JANUARY 31, 2017

GENERAL FUND

	PERIOD ACTUAL	YTD ACTUAL	BUDGET	UNEXPENDED	PCNT
<u>PARKS</u>					
10-70-110	3,787.40	22,945.62	40,000.00	17,054.38	57.4
10-70-120	157.70	4,673.99	16,000.00	11,326.01	29.2
10-70-130	717.72	6,006.50	7,900.00	1,893.50	76.0
10-70-131	298.81	2,068.68	4,200.00	2,131.32	49.3
10-70-133	105.00	680.39	1,600.00	919.61	42.5
10-70-134	.00	.00	800.00	800.00	.0
10-70-135	339.96	2,949.14	12,000.00	9,050.86	24.6
10-70-137	75.00	188.00	.00	( 188.00)	.0
10-70-230	.00	.00	2,000.00	2,000.00	.0
10-70-250	127.00	3,391.54	6,000.00	2,608.46	56.5
10-70-255	.00	.00	2,500.00	2,500.00	.0
10-70-256	( 18.11)	2,184.22	4,000.00	1,815.78	54.6
10-70-260	197.99	2,313.59	9,000.00	6,686.41	25.7
10-70-261	1,342.50	10,048.00	19,000.00	8,952.00	52.9
10-70-265	.00	.00	.00	.00	.0
10-70-270	392.94	1,790.25	9,000.00	7,209.75	19.9
10-70-350	26.05	292.40	500.00	207.60	58.5
10-70-430	.00	.00	5,000.00	5,000.00	.0
10-70-435	.00	.00	.00	.00	.0
10-70-550	20.21	213.78	400.00	186.22	53.5
10-70-625	7,667.02	18,377.61	12,000.00	( 6,377.61)	153.2
10-70-730	.00	.00	.00	.00	.0
10-70-745	.00	.00	.00	.00	.0
10-70-901	.00	.00	.00	.00	.0
<b>TOTAL PARKS</b>	<b>15,237.19</b>	<b>78,123.71</b>	<b>151,900.00</b>	<b>73,776.29</b>	<b>51.4</b>
<u>TRANSFERS</u>					
10-80-800	.00	.00	.00	.00	.0
10-80-841	.00	.00	.00	.00	.0
10-80-910	.00	.00	.00	.00	.0
10-80-925	.00	.00	.00	.00	.0
<b>TOTAL TRANSFERS</b>	<b>.00</b>	<b>.00</b>	<b>.00</b>	<b>.00</b>	<b>.0</b>
<b>TOTAL FUND EXPENDITURES</b>	<b>110,266.20</b>	<b>978,783.74</b>	<b>2,484,000.00</b>	<b>1,505,216.26</b>	<b>39.4</b>
<b>NET REVENUE OVER EXPENDITURES</b>	<b>13,817.69</b>	<b>270,532.37</b>	<b>.00</b>	<b>( 270,532.37)</b>	<b>.0</b>

SOUTH WEBER CITY CORPORATION  
REVENUES WITH COMPARISON TO BUDGET  
FOR THE 7 MONTHS ENDING JANUARY 31, 2017

RECREATION FUND

	PERIOD ACTUAL	YTD ACTUAL	BUDGET	UNEXPENDED	PCNT
<u>RECREATION REVENUE</u>					
20-34-720 RENTAL - ACTIVITY CENTER	6,862.00	9,541.00	4,500.00	( 5,041.00)	212.0
20-34-750 RECREATION FEES	702.00	25,631.91	37,000.00	11,368.09	69.3
20-34-751 MEMBERSHIP FEES	3,480.00	11,640.00	22,000.00	10,360.00	52.9
20-34-752 COMPETITION LEAGUE FEES	.00	5,680.00	13,000.00	7,320.00	43.7
20-34-753 MISC REVENUE	410.00	515.25	500.00	( 15.25)	103.1
20-34-811 SALES TAX BOND PMT-RESTRICTED	.00	.00	.00	.00	.0
20-34-841 GRAVEL PIT FEES	.00	1,181.69	60,000.00	58,818.31	2.0
<b>TOTAL RECREATION REVENUE</b>	<b>11,454.00</b>	<b>54,189.85</b>	<b>137,000.00</b>	<b>82,810.15</b>	<b>39.6</b>
<u>SOURCE 36</u>					
20-36-895 KNIGHT'S FOOTBALL DONATIONS	.00	.00	.00	.00	.0
20-36-897 KNIGHT'S FOOTBALL REGISTRATION	.00	( 60.00)	7,000.00	7,060.00	( .9)
20-36-898 KNIGHT'S FOOTBALL SALES	.00	.00	.00	.00	.0
20-36-899 BIGGEST LOSER	.00	.00	.00	.00	.0
<b>TOTAL SOURCE 36</b>	<b>.00</b>	<b>( 60.00)</b>	<b>7,000.00</b>	<b>7,060.00</b>	<b>( .9)</b>
<u>SOURCE 37</u>					
20-37-100 INTEREST EARNINGS	.00	1,474.40	1,000.00	( 474.40)	147.4
<b>TOTAL SOURCE 37</b>	<b>.00</b>	<b>1,474.40</b>	<b>1,000.00</b>	<b>( 474.40)</b>	<b>147.4</b>
<u>CONTRIBUTIONS &amp; TRANSFERS</u>					
20-39-091 TRANSFER FROM CAPITAL PROJECTS	.00	.00	.00	.00	.0
20-39-470 TRANSFER FROM GENERAL FUND	.00	.00	87,400.00	87,400.00	.0
20-39-800 TRANSFER FROM IMPACT FEE FUND	141,143.35	141,143.35	.00	( 141,143.35)	.0
20-39-900 CONTRIBUTION FROM FUND BALANCE	.00	.00	.00	.00	.0
<b>TOTAL CONTRIBUTIONS &amp; TRANSFERS</b>	<b>141,143.35</b>	<b>141,143.35</b>	<b>87,400.00</b>	<b>( 53,743.35)</b>	<b>161.5</b>
<b>TOTAL FUND REVENUE</b>	<b>152,597.35</b>	<b>196,747.60</b>	<b>232,400.00</b>	<b>35,652.40</b>	<b>84.7</b>



SOUTH WEBER CITY CORPORATION  
EXPENDITURES WITH COMPARISON TO BUDGET  
FOR THE 7 MONTHS ENDING JANUARY 31, 2017

RECREATION FUND

	PERIOD ACTUAL	YTD ACTUAL	BUDGET	UNEXPENDED	PCNT
<u>RECREATION EXPENDITURES</u>					
20-71-110 FULL-TIME EMPLOYEE SALARIES	3,484.80	26,355.80	50,000.00	23,644.20	52.7
20-71-120 PART-TIME EMPLOYEE SALARIES	3,039.13	20,839.44	41,000.00	20,160.56	50.8
20-71-130 EMPLOYEE BENEFIT - RETIREMENT	686.50	5,192.06	10,000.00	4,807.94	51.9
20-71-131 EMPLOYEE BENEFIT-EMPLOYER FICA	491.32	3,534.17	7,600.00	4,065.83	46.5
20-71-133 EMPLOYEE BENEFIT - WORK. COMP.	138.08	946.88	3,000.00	2,053.12	31.6
20-71-134 EMPLOYEE BENEFIT - UI	.00	.00	1,400.00	1,400.00	.0
20-71-135 EMPLOYEE BENEFIT - HEALTH INS.	624.88	4,233.76	7,900.00	3,666.24	53.6
20-71-210 BOOKS/SUBSCRIPTIONS/MEMBERSHIP	.00	.00	.00	.00	.0
20-71-230 TRAVEL	.00	.00	1,500.00	1,500.00	.0
20-71-240 OFFICE SUPPLIES AND EXPENSE	.00	278.38	1,000.00	721.62	27.8
20-71-241 MATERIALS & SUPPLIES	583.46	914.74	2,000.00	1,085.26	45.7
20-71-250 EQUIPMENT SUPPLIES & MAINT.	.00	2.55	400.00	397.45	.6
20-71-256 FUEL EXPENSE	.00	52.89	100.00	47.11	52.9
20-71-262 GENERAL GOVERNMENT BUILDINGS	.00	.00	4,000.00	4,000.00	.0
20-71-270 UTILITIES	52.83	4,008.60	5,500.00	1,491.40	72.9
20-71-280 TELEPHONE	138.75	1,402.83	3,000.00	1,597.17	46.8
20-71-331 CITY PROMOTION	.00	1,149.94	1,500.00	350.06	76.7
20-71-340 PROGRAM OFFICIALS	1,602.50	8,785.50	14,000.00	5,214.50	62.8
20-71-350 SOFTWARE MAINTENANCE	26.05	292.40	600.00	307.60	48.7
20-71-370 PROFESSIONAL/TECHNICAL SERVICE	.00	.00	.00	.00	.0
20-71-480 BASKETBALL	159.44	1,944.15	6,500.00	4,555.85	29.9
20-71-481 BASEBALL & SOFTBALL	.00	.00	5,500.00	5,500.00	.0
20-71-482 SOCCER	.00	1,619.65	3,500.00	1,880.35	46.3
20-71-483 FLAG FOOTBALL	.00	2,334.81	3,000.00	665.19	77.8
20-71-484 VOLLEYBALL	.00	881.26	1,500.00	618.74	58.8
20-71-485 SUMMER FUN	.00	143.52	2,000.00	1,856.48	7.2
20-71-486 SR LUNCHEON	.00	598.63	1,500.00	901.37	39.9
20-71-487 KNIGHT'S FOOTBALL	.00	3,432.20	9,000.00	5,567.80	38.1
20-71-489 COMPETITION LEAGUE SPORTS	.00	.00	.00	.00	.0
20-71-490 BIGGEST LOSER	.00	.00	.00	.00	.0
20-71-494 YOUTH CITY COUNCIL	.00	.00	4,000.00	4,000.00	.0
20-71-510 INSURANCE & SURETY BONDS	.00	.00	.00	.00	.0
20-71-530 INTEREST EXPENSE	.00	19,287.07	23,700.00	4,412.93	81.4
20-71-550 BANKING CHARGES	20.21	213.78	600.00	386.22	35.6
20-71-610 MISCELLANEOUS	.00	640.55	2,000.00	1,359.45	32.0
20-71-620 MISCELLANEOUS SERVICES	.00	9.62	.00	( 9.62)	.0
20-71-625 CASH OVER AND SHORT	.25	( 2.05)	.00	2.05	.0
20-71-740 EQUIPMENT PURCHASES	.00	4,995.00	8,000.00	3,005.00	62.4
20-71-745 EQUIPMENT COSTING OVER \$500	.00	.00	.00	.00	.0
20-71-811 SALES TAX REV BOND - PRINCIPAL	.00	.00	.00	.00	.0
20-71-900 BUDGETED INCREASE IN FUND BAL	.00	.00	7,100.00	7,100.00	.0
<b>TOTAL RECREATION EXPENDITURES</b>	<b>11,048.20</b>	<b>114,088.13</b>	<b>232,400.00</b>	<b>118,311.87</b>	<b>49.1</b>
<b>TOTAL FUND EXPENDITURES</b>	<b>11,048.20</b>	<b>114,088.13</b>	<b>232,400.00</b>	<b>118,311.87</b>	<b>49.1</b>
<b>NET REVENUE OVER EXPENDITURES</b>	<b>141,549.15</b>	<b>82,659.47</b>	<b>.00</b>	<b>( 82,659.47)</b>	<b>.0</b>

SOUTH WEBER CITY CORPORATION  
 REVENUES WITH COMPARISON TO BUDGET  
 FOR THE 7 MONTHS ENDING JANUARY 31, 2017

SEWER IMPACT FEE FUND

	PERIOD ACTUAL	YTD ACTUAL	BUDGET	UNEXPENDED	PCNT
<u>REVENUE</u>					
21-37-100 INTEREST EARNINGS	.00	437.57	.00	( 437.57)	.0
21-37-200 SEWER IMPACT FEES	1,561.00	26,537.00	81,000.00	54,463.00	32.8
TOTAL REVENUE	1,561.00	26,974.57	81,000.00	54,025.43	33.3
<u>CONTRIBUTIONS &amp; TRANSFERS</u>					
21-39-500 CONTRIBUTION FROM FUND BAL	.00	.00	67,000.00	67,000.00	.0
TOTAL CONTRIBUTIONS & TRANSFERS	.00	.00	67,000.00	67,000.00	.0
TOTAL FUND REVENUE	1,561.00	26,974.57	148,000.00	121,025.43	18.2

SOUTH WEBER CITY CORPORATION  
 EXPENDITURES WITH COMPARISON TO BUDGET  
 FOR THE 7 MONTHS ENDING JANUARY 31, 2017

SEWER IMPACT FEE FUND

	PERIOD ACTUAL	YTD ACTUAL	BUDGET	UNEXPENDED	PCNT
<u>EXPENDITURES</u>					
21-40-490 SEWER IMPACT FEE PROJECTS	3,258.00	5,545.25	16,000.00	10,454.75	34.7
TOTAL EXPENDITURES	3,258.00	5,545.25	16,000.00	10,454.75	34.7
<u>DEPARTMENT 80</u>					
21-80-800 TRANSFERS	77,290.50	77,290.50	132,000.00	54,709.50	58.6
TOTAL DEPARTMENT 80	77,290.50	77,290.50	132,000.00	54,709.50	58.6
TOTAL FUND EXPENDITURES	80,548.50	82,835.75	148,000.00	65,164.25	56.0
NET REVENUE OVER EXPENDITURES	( 78,987.50)	( 55,861.18)	.00	55,861.18	.0

SOUTH WEBER CITY CORPORATION  
 REVENUES WITH COMPARISON TO BUDGET  
 FOR THE 7 MONTHS ENDING JANUARY 31, 2017

STORM SEWER IMPACT FEE FUND

	PERIOD ACTUAL	YTD ACTUAL	BUDGET	UNEXPENDED	PCNT
<u>REVENUE</u>					
22-37-100 INTEREST EARNINGS	.00	505.63	.00	( 505.63)	.0
22-37-200 STORM SEWER IMPACT FEE	23,930.12	40,302.16	50,000.00	9,697.84	80.6
TOTAL REVENUE	23,930.12	40,807.79	50,000.00	9,192.21	81.6
<u>CONTRIBUTIONS &amp; TRANSFERS</u>					
22-39-500 CONTRIBUTION FROM FUND BAL	.00	.00	89,000.00	89,000.00	.0
TOTAL CONTRIBUTIONS & TRANSFERS	.00	.00	89,000.00	89,000.00	.0
TOTAL FUND REVENUE	23,930.12	40,807.79	139,000.00	98,192.21	29.4

SOUTH WEBER CITY CORPORATION  
 EXPENDITURES WITH COMPARISON TO BUDGET  
 FOR THE 7 MONTHS ENDING JANUARY 31, 2017

STORM SEWER IMPACT FEE FUND

	PERIOD ACTUAL	YTD ACTUAL	BUDGET	UNEXPENDED	PCNT
<u>EXPENDITURES</u>					
22-40-690 PROJECTS	.00	1,977.39	7,000.00	5,022.61	28.3
22-40-699 STORM SEWER IMPACT FEE PROJECT	.00	.00	.00	.00	.0
22-40-799 FACILITIES	.00	.00	.00	.00	.0
TOTAL EXPENDITURES	.00	1,977.39	7,000.00	5,022.61	28.3
<u>DEPARTMENT 80</u>					
22-80-800 TFR TO STORM SEWER FUND	.00	.00	.00	.00	.0
TOTAL DEPARTMENT 80	.00	.00	.00	.00	.0
TOTAL FUND EXPENDITURES	.00	1,977.39	7,000.00	5,022.61	28.3
NET REVENUE OVER EXPENDITURES	23,930.12	38,830.40	132,000.00	93,169.60	29.4

SOUTH WEBER CITY CORPORATION  
 REVENUES WITH COMPARISON TO BUDGET  
 FOR THE 7 MONTHS ENDING JANUARY 31, 2017

PARK IMPACT FEE FUND

	PERIOD ACTUAL	YTD ACTUAL	BUDGET	UNEXPENDED	PCNT
<u>REVENUE</u>					
23-37-100 INTEREST EARNINGS	.00	276.08	.00	( 276.08)	.0
23-37-200 PARK IMPACT FEE	.00	6,227.98	34,000.00	27,772.02	18.3
<b>TOTAL REVENUE</b>	<b>.00</b>	<b>6,504.06</b>	<b>34,000.00</b>	<b>27,495.94</b>	<b>19.1</b>
<u>CONTRIBUTIONS &amp; TRANSFERS</u>					
23-39-500 CONTRIBUTION FROM FUND BAL	.00	.00	.00	.00	.0
<b>TOTAL CONTRIBUTIONS &amp; TRANSFERS</b>	<b>.00</b>	<b>.00</b>	<b>.00</b>	<b>.00</b>	<b>.0</b>
<b>TOTAL FUND REVENUE</b>	<b>.00</b>	<b>6,504.06</b>	<b>34,000.00</b>	<b>27,495.94</b>	<b>19.1</b>

SOUTH WEBER CITY CORPORATION  
 EXPENDITURES WITH COMPARISON TO BUDGET  
 FOR THE 7 MONTHS ENDING JANUARY 31, 2017

PARK IMPACT FEE FUND

	PERIOD ACTUAL	YTD ACTUAL	BUDGET	UNEXPENDED	PCNT
<u>EXPENDITURES</u>					
23-40-250 EQUIPMENT	.00	.00	.00	.00	.0
23-40-760 PROJECTS	.00	.00	9,000.00	9,000.00	.0
23-40-800 PARK FUND BALANCE	.00	.00	25,000.00	25,000.00	.0
TOTAL EXPENDITURES	.00	.00	34,000.00	34,000.00	.0
TOTAL FUND EXPENDITURES	.00	.00	34,000.00	34,000.00	.0
NET REVENUE OVER EXPENDITURES	.00	6,504.06	.00	( 6,504.06)	.0

SOUTH WEBER CITY CORPORATION  
REVENUES WITH COMPARISON TO BUDGET  
FOR THE 7 MONTHS ENDING JANUARY 31, 2017

ROAD IMPACT FEE FUND

	PERIOD ACTUAL	YTD ACTUAL	BUDGET	UNEXPENDED	PCNT
<u>REVENUE</u>					
24-37-100 INTEREST EARNINGS	.00	1,058.99	500.00	( 558.99)	211.8
24-37-200 ROAD IMPACT FEE	2,792.00	16,608.00	30,000.00	13,392.00	55.4
TOTAL REVENUE	2,792.00	17,666.99	30,500.00	12,833.01	57.9
<u>CONTRIBUTIONS &amp; TRANSFERS</u>					
24-39-500 CONTRIBUTION FROM FUND BAL	.00	.00	36,500.00	36,500.00	.0
TOTAL CONTRIBUTIONS & TRANSFERS	.00	.00	36,500.00	36,500.00	.0
TOTAL FUND REVENUE	2,792.00	17,666.99	67,000.00	49,333.01	26.4



SOUTH WEBER CITY CORPORATION  
 EXPENDITURES WITH COMPARISON TO BUDGET  
 FOR THE 7 MONTHS ENDING JANUARY 31, 2017

ROAD IMPACT FEE FUND

	PERIOD ACTUAL	YTD ACTUAL	BUDGET	UNEXPENDED	PCNT
<u>EXPENDITURES</u>					
24-40-760 PROJECTS	.00	.00	67,000.00	67,000.00	.0
24-40-799 FACILITIES	.00	.00	.00	.00	.0
TOTAL EXPENDITURES	.00	.00	67,000.00	67,000.00	.0
TOTAL FUND EXPENDITURES	.00	.00	67,000.00	67,000.00	.0
NET REVENUE OVER EXPENDITURES	2,792.00	17,666.99	.00	( 17,666.99)	.0

SOUTH WEBER CITY CORPORATION  
REVENUES WITH COMPARISON TO BUDGET  
FOR THE 7 MONTHS ENDING JANUARY 31, 2017

COUNTRY FAIR DAYS FUND

	PERIOD ACTUAL	YTD ACTUAL	BUDGET	UNEXPENDED	PCNT
<u>COUNTRY FAIR DAYS REVENUE</u>					
25-34-800	.00	18,636.00	13,650.00	( 4,986.00)	136.5
25-34-850	.00	.00	.00	.00	.0
25-34-900	.00	5,955.00	7,500.00	1,545.00	79.4
25-34-901	.00	1,783.00	4,250.00	2,467.00	42.0
25-34-902	.00	1,020.00	1,000.00	( 20.00)	102.0
25-34-903	.00	.00	.00	.00	.0
25-34-904	.00	1,921.36	2,200.00	278.64	87.3
25-34-905	.00	4,862.03	6,000.00	1,137.97	81.0
25-34-906	.00	860.00	1,300.00	440.00	66.2
25-34-907	.00	.00	.00	.00	.0
25-34-908	.00	.00	.00	.00	.0
25-34-909	.00	558.00	750.00	192.00	74.4
25-34-910	.00	3,443.35	4,650.00	1,206.65	74.1
25-34-911	.00	1,180.00	800.00	( 380.00)	147.5
25-34-912	.00	.00	125.00	125.00	.0
25-34-919	.00	75.00	50.00	( 25.00)	150.0
25-34-921	.00	.00	.00	.00	.0
25-34-922	.00	.00	.00	.00	.0
25-34-923	.00	.00	.00	.00	.0
	<u>.00</u>	<u>40,293.74</u>	<u>42,275.00</u>	<u>1,981.26</u>	<u>95.3</u>
<u>SOURCE 37</u>					
25-37-100	.00	10.23	.00	( 10.23)	.0
	<u>.00</u>	<u>10.23</u>	<u>.00</u>	<u>( 10.23)</u>	<u>.0</u>
<u>CONTRIBUTIONS AND TRANSFERS</u>					
25-39-470	11,000.00	11,000.00	11,000.00	.00	100.0
25-39-500	.00	.00	.00	.00	.0
	<u>11,000.00</u>	<u>11,000.00</u>	<u>11,000.00</u>	<u>.00</u>	<u>100.0</u>
	<u>11,000.00</u>	<u>51,303.97</u>	<u>53,275.00</u>	<u>1,971.03</u>	<u>96.3</u>

SOUTH WEBER CITY CORPORATION  
EXPENDITURES WITH COMPARISON TO BUDGET  
FOR THE 7 MONTHS ENDING JANUARY 31, 2017

COUNTRY FAIR DAYS FUND

	PERIOD ACTUAL	YTD ACTUAL	BUDGET	UNEXPENDED	PCNT
<u>COUNTRY FAIR DAYS EXPENDITURES</u>					
25-72-500 MONDAY DINNER & MAKE A DEAL	.00	6,441.20	7,500.00	1,058.80	85.9
25-72-501 GOLF TOURNAMENT	.00	2,234.22	4,250.00	2,015.78	52.6
25-72-502 3 ON 3 BASKETBALL	75.90	894.60	600.00	( 294.60)	149.1
25-72-503 BABY CONTEST & LITTLE MISS	.00	.00	.00	.00	.0
25-72-504 KID-K FUN RUN	.00	2,114.20	2,200.00	85.80	96.1
25-72-505 RICHARD BOUCHARD MEMORIAL RUN	.00	5,182.26	6,000.00	817.74	86.4
25-72-506 RODEO	.00	1,276.86	1,000.00	( 276.86)	127.7
25-72-507 PARADE	.00	67.45	700.00	632.55	9.6
25-72-508 ADULT ANYTHING GOES	.00	.00	.00	.00	.0
25-72-509 YOUTH ANYTHING GOES	.00	838.48	750.00	( 88.48)	111.8
25-72-510 FIREWORKS	.00	4,000.00	4,000.00	.00	100.0
25-72-511 ENTERTAINMENT	.00	2,894.50	4,250.00	1,355.50	68.1
25-72-512 EQUIPMENT RENTALS	.00	6,026.08	4,000.00	( 2,026.08)	150.7
25-72-513 SHIRTS	.00	.00	300.00	300.00	.0
25-72-515 PROMO PRINTING/MAILING SUPPLIE	.00	59.18	700.00	640.82	8.5
25-72-516 COKE WAGON	.00	2,513.21	4,000.00	1,486.79	62.8
25-72-517 MISC SUPPLIES	.00	2,939.11	1,000.00	( 1,939.11)	293.9
25-72-518 EQUIPMENT PURCHASES	.00	4,000.00	.00	( 4,000.00)	.0
25-72-519 SOUTH WEBER IDOL	.00	4.74	.00	( 4.74)	.0
25-72-520 EATING CONTEST	.00	.00	.00	.00	.0
25-72-521 CAR SHOW	.00	164.94	200.00	35.06	82.5
25-72-522 DUTCH OVEN	.00	.00	.00	.00	.0
25-72-523 BOOTHS	.00	268.07	400.00	131.93	67.0
25-72-524 SWIM PARTY	.00	.00	750.00	750.00	.0
25-72-525 ICE	.00	328.09	1,000.00	671.91	32.8
25-72-526 MAKE A DEAL	.00	2,942.68	3,500.00	557.32	84.1
25-72-527 TENT RENTAL	.00	.00	.00	.00	.0
25-72-528 OL TIMERS BASEBALL GAME	.00	100.00	175.00	75.00	57.1
25-72-600 BUDGETED INCREASE IN FUND BAL	6,000.00	6,000.00	6,000.00	.00	100.0
<b>TOTAL COUNTRY FAIR DAYS EXPENDITURES</b>	<b>6,075.90</b>	<b>51,289.87</b>	<b>53,275.00</b>	<b>1,985.13</b>	<b>96.3</b>
<b>TOTAL FUND EXPENDITURES</b>	<b>6,075.90</b>	<b>51,289.87</b>	<b>53,275.00</b>	<b>1,985.13</b>	<b>96.3</b>
<b>NET REVENUE OVER EXPENDITURES</b>	<b>4,924.10</b>	<b>14.10</b>	<b>.00</b>	<b>( 14.10)</b>	<b>.0</b>

SOUTH WEBER CITY CORPORATION  
 REVENUES WITH COMPARISON TO BUDGET  
 FOR THE 7 MONTHS ENDING JANUARY 31, 2017

WATER IMPACT FEE FUND

	PERIOD ACTUAL	YTD ACTUAL	BUDGET	UNEXPENDED	PCNT
<u>REVENUE</u>					
26-37-100 INTEREST EARNINGS	.00	1,542.28	1,500.00	( 42.28)	102.8
26-37-200 WATER IMPACT FEES	1,366.00	31,418.00	60,000.00	28,582.00	52.4
TOTAL REVENUE	1,366.00	32,960.28	61,500.00	28,539.72	53.6
<u>CONTRIBUTIONS &amp; TRANSFERS</u>					
26-39-500 CONTRIBUTION FROM FUND BAL	.00	.00	171,500.00	171,500.00	.0
TOTAL CONTRIBUTIONS & TRANSFERS	.00	.00	171,500.00	171,500.00	.0
TOTAL FUND REVENUE	1,366.00	32,960.28	233,000.00	200,039.72	14.2

SOUTH WEBER CITY CORPORATION  
 EXPENDITURES WITH COMPARISON TO BUDGET  
 FOR THE 7 MONTHS ENDING JANUARY 31, 2017

WATER IMPACT FEE FUND

	PERIOD ACTUAL	YTD ACTUAL	BUDGET	UNEXPENDED	PCNT
<u>DEPARTMENT 40</u>					
26-40-690 PROJECTS	.00	.00	.00	.00	.0
26-40-760 WATER IMPACT FEE PROJECTS	1,052.00	3,041.00	233,000.00	229,959.00	1.3
26-40-799 FACILITIES	.00	.00	.00	.00	.0
TOTAL DEPARTMENT 40	1,052.00	3,041.00	233,000.00	229,959.00	1.3
<u>TRANSFERS</u>					
26-80-800 TRANSFERS	.00	302,904.45	.00	( 302,904.45)	.0
TOTAL TRANSFERS	.00	302,904.45	.00	( 302,904.45)	.0
TOTAL FUND EXPENDITURES	1,052.00	305,945.45	233,000.00	( 72,945.45)	131.3
NET REVENUE OVER EXPENDITURES	314.00	( 272,985.17)	.00	272,985.17	.0

SOUTH WEBER CITY CORPORATION  
REVENUES WITH COMPARISON TO BUDGET  
FOR THE 7 MONTHS ENDING JANUARY 31, 2017

RECREATION IMPACT FEE FUND

	PERIOD ACTUAL	YTD ACTUAL	BUDGET	UNEXPENDED	PCNT
<hr/>					
27-34-200 RECREATION IMPACT FEES	.00	5,838.00	35,000.00	29,162.00	16.7
TOTAL SOURCE 34	.00	5,838.00	35,000.00	29,162.00	16.7
<hr/>					
<u>REVENUE</u>					
27-37-100 INTEREST EARNINGS	.00	669.83	.00	( 669.83)	.0
TOTAL REVENUE	.00	669.83	.00	( 669.83)	.0
<hr/>					
<u>CONTRIBUTIONS &amp; TRANSFERS</u>					
27-39-470 TRANSFER FROM RECREATION FUND	.00	.00	.00	.00	.0
27-39-500 CONTRIBUTION FROM FUND BAL	.00	.00	30,200.00	30,200.00	.0
TOTAL CONTRIBUTIONS & TRANSFERS	.00	.00	30,200.00	30,200.00	.0
<hr/>					
TOTAL FUND REVENUE	.00	6,507.83	65,200.00	58,692.17	10.0
<hr/>					

SOUTH WEBER CITY CORPORATION  
EXPENDITURES WITH COMPARISON TO BUDGET  
FOR THE 7 MONTHS ENDING JANUARY 31, 2017

RECREATION IMPACT FEE FUND

	PERIOD ACTUAL	YTD ACTUAL	BUDGET	UNEXPENDED	PCNT
<u>EXPENDITURES</u>					
27-40-760 PROJECTS	.00	4,500.00	65,200.00	60,700.00	6.9
27-40-799 FACILITIES	.00	.00	.00	.00	.0
TOTAL EXPENDITURES	.00	4,500.00	65,200.00	60,700.00	6.9
<u>DEPARTMENT 80</u>					
27-80-800 TRANSFERS	141,143.35	141,143.35	.00	( 141,143.35)	.0
TOTAL DEPARTMENT 80	141,143.35	141,143.35	.00	( 141,143.35)	.0
TOTAL FUND EXPENDITURES	141,143.35	145,643.35	65,200.00	( 80,443.35)	223.4
NET REVENUE OVER EXPENDITURES	( 141,143.35)	( 139,135.52)	.00	139,135.52	.0

SOUTH WEBER CITY CORPORATION  
 REVENUES WITH COMPARISON TO BUDGET  
 FOR THE 7 MONTHS ENDING JANUARY 31, 2017

PUBLIC SAFETY IMPACT FEE FUND

	PERIOD ACTUAL	YTD ACTUAL	BUDGET	UNEXPENDED	PCNT
29-34-200 PUBLIC SAFETY IMPACT FEES	12,635.00	15,918.49	6,000.00	( 9,918.49)	265.3
TOTAL SOURCE 34	12,635.00	15,918.49	6,000.00	( 9,918.49)	265.3
<u>REVENUE</u>					
29-37-100 INTEREST EARNINGS	.00	176.90	.00	( 176.90)	.0
TOTAL REVENUE	.00	176.90	.00	( 176.90)	.0
<u>CONTRIBUTIONS &amp; TRANSFERS</u>					
29-39-470 TRANS FROM CAPITAL IMPROVEMENT	.00	.00	.00	.00	.0
29-39-500 CONTRIBUTION FROM FUND BAL	.00	.00	17,200.00	17,200.00	.0
TOTAL CONTRIBUTIONS & TRANSFERS	.00	.00	17,200.00	17,200.00	.0
TOTAL FUND REVENUE	12,635.00	16,095.39	23,200.00	7,104.61	69.4



SOUTH WEBER CITY CORPORATION  
 EXPENDITURES WITH COMPARISON TO BUDGET  
 FOR THE 7 MONTHS ENDING JANUARY 31, 2017

PUBLIC SAFETY IMPACT FEE FUND

	PERIOD ACTUAL	YTD ACTUAL	BUDGET	UNEXPENDED	PCNT
<u>EXPENDITURES</u>					
29-40-760 PROJECTS	.00	1,750.00	23,200.00	21,450.00	7.5
29-40-799 FACILITIES	.00	.00	.00	.00	.0
TOTAL EXPENDITURES	.00	1,750.00	23,200.00	21,450.00	7.5
<u>DEPARTMENT 80</u>					
29-80-800 TRANSFERS	35,998.57	35,998.57	.00	( 35,998.57)	.0
TOTAL DEPARTMENT 80	35,998.57	35,998.57	.00	( 35,998.57)	.0
TOTAL FUND EXPENDITURES	35,998.57	37,748.57	23,200.00	( 14,548.57)	162.7
NET REVENUE OVER EXPENDITURES	( 23,363.57)	( 21,653.18)	.00	21,653.18	.0

SOUTH WEBER CITY CORPORATION  
REVENUES WITH COMPARISON TO BUDGET  
FOR THE 7 MONTHS ENDING JANUARY 31, 2017

CAPITAL PROJECTS FUND

	PERIOD ACTUAL	YTD ACTUAL	BUDGET	UNEXPENDED	PCNT
<u>INTERGOVERNMENTAL REVENUE</u>					
45-33-400 STATE GRANTS	.00	.00	29,000.00	29,000.00	.0
TOTAL INTERGOVERNMENTAL REVENUE	.00	.00	29,000.00	29,000.00	.0
<u>CHARGES FOR SERVICES</u>					
45-34-435 DONATIONS - CMP RAIL ROAD	.00	.00	.00	.00	.0
45-34-440 CONTRIBUTIONS	.00	.00	.00	.00	.0
45-34-445 CONTRIBUTIONS - RESTRICTED	98.00	449.00	1,000.00	551.00	44.9
TOTAL CHARGES FOR SERVICES	98.00	449.00	1,000.00	551.00	44.9
<u>MISCELLANEOUS REVENUE</u>					
45-36-100 INTEREST EARNINGS	.00	6,889.36	3,000.00	( 3,889.36)	229.7
45-36-110 SALE OF PROPERTY	.00	.00	.00	.00	.0
TOTAL MISCELLANEOUS REVENUE	.00	6,889.36	3,000.00	( 3,889.36)	229.7
<u>CONTRIBUTIONS AND TRANSFERS</u>					
45-39-380 FUND SURPLUS-UNRESTRICTED	.00	.00	.00	.00	.0
45-39-385 SAFETY VEHICLE FUND - RESTRICT	.00	.00	.00	.00	.0
45-39-389 FUND BALANCE TO BE APPROPRIATE	.00	.00	96,520.00	96,520.00	.0
45-39-390 TRANS FROM GENERAL FUND - SAFE	.00	.00	227,600.00	227,600.00	.0
45-39-450 BOND FORFEITURE	.00	.00	.00	.00	.0
45-39-470 TRANSFER FROM GENERAL FUND	.00	.00	( 50,120.00)	( 50,120.00)	.0
45-39-500 CONTRIBUTION FROM FUND BAL	.00	.00	.00	.00	.0
TOTAL CONTRIBUTIONS AND TRANSFERS	.00	.00	274,000.00	274,000.00	.0
TOTAL FUND REVENUE	98.00	7,338.36	307,000.00	299,661.64	2.4

SOUTH WEBER CITY CORPORATION  
 EXPENDITURES WITH COMPARISON TO BUDGET  
 FOR THE 7 MONTHS ENDING JANUARY 31, 2017

CAPITAL PROJECTS FUND

	PERIOD ACTUAL	YTD ACTUAL	BUDGET	UNEXPENDED	PCNT
<u>EXPENDITURES</u>					
45-40-700 SHOP EXPENDITURES	.00	.00	.00	.00	.0
45-40-730 CHERRY FARMS RESTROOM	.00	.00	.00	.00	.0
45-40-740 GENERAL CAPITAL PROJECTS	.00	.00	.00	.00	.0
45-40-745 EQUIPMENT COSTING OVER \$500	.00	.00	.00	.00	.0
45-40-760 STREET OVERLAY/RESTORE CURB-G	.00	.00	.00	.00	.0
45-40-780 FIRETRUCK ANNUAL PAYMENT	.00	.00	.00	.00	.0
45-40-790 SNOW PLOW TRUCK LEASE OR PURCH	.00	.00	.00	.00	.0
45-40-830 TRNSFR- PARK PMT 8782020	.00	.00	.00	.00	.0
TOTAL EXPENDITURES	.00	.00	.00	.00	.0
<u>DEPARTMENT 43</u>					
45-43-740 ADMIN - PURCHASE OF EQUIPMENT	.00	.00	.00	.00	.0
TOTAL DEPARTMENT 43	.00	.00	.00	.00	.0
<u>DEPARTMENT 57</u>					
45-57-740 FIRE - PURCHASE OF EQUIPMENT	.00	.00	85,000.00	85,000.00	.0
TOTAL DEPARTMENT 57	.00	.00	85,000.00	85,000.00	.0
<u>DEPARTMENT 60</u>					
45-60-720 STREETS - BUILDINGS	.00	1,901.75	62,000.00	60,098.25	3.1
45-60-730 STREETS-IMP OTHER THAN BLDG	.00	5,309.50	86,000.00	80,690.50	6.2
TOTAL DEPARTMENT 60	.00	7,211.25	148,000.00	140,788.75	4.9
<u>DEPARTMENT 70</u>					
45-70-710 PARKS - LAND	.00	.00	.00	.00	.0
45-70-730 PARKS - IMPROV OTHER THAN BLDG	.00	2,960.00	40,000.00	37,040.00	7.4
45-70-740 PARKS - PURCHASE OF EQUIPMENT	.00	34,000.00	34,000.00	.00	100.0
TOTAL DEPARTMENT 70	.00	36,960.00	74,000.00	37,040.00	50.0
<u>DEPARTMENT 90</u>					
45-90-900 TRANSFER TO FUND BALANCE	.00	.00	.00	.00	.0
TOTAL DEPARTMENT 90	.00	.00	.00	.00	.0

SOUTH WEBER CITY CORPORATION  
 EXPENDITURES WITH COMPARISON TO BUDGET  
 FOR THE 7 MONTHS ENDING JANUARY 31, 2017

CAPITAL PROJECTS FUND

	PERIOD ACTUAL	YTD ACTUAL	BUDGET	UNEXPENDED	PCNT
TOTAL FUND EXPENDITURES	.00	44,171.25	307,000.00	262,828.75	14.4
NET REVENUE OVER EXPENDITURES	98.00	( 36,832.89)	.00	36,832.89	.0

SOUTH WEBER CITY CORPORATION  
REVENUES WITH COMPARISON TO BUDGET  
FOR THE 7 MONTHS ENDING JANUARY 31, 2017

WATER UTILITY FUND

	PERIOD ACTUAL	YTD ACTUAL	BUDGET	UNEXPENDED	PCNT
<u>MISCELLANEOUS REVENUE</u>					
51-36-100 INTEREST EARNINGS	.00	5,159.98	4,000.00	( 1,159.98)	129.0
51-36-300 MISC UTILITY REVENUE	175.00	1,700.00	.00	( 1,700.00)	.0
<b>TOTAL MISCELLANEOUS REVENUE</b>	<b>175.00</b>	<b>6,859.98</b>	<b>4,000.00</b>	<b>( 2,859.98)</b>	<b>171.5</b>
<u>WATER UTILITIES REVENUE</u>					
51-37-100 WATER SALES	85,897.43	620,351.17	1,013,500.00	393,148.83	61.2
51-37-105 WATER CONNECTION FEE	.00	6,097.00	12,000.00	5,903.00	50.8
51-37-130 PENALTIES	4,125.00	29,538.16	15,000.00	( 14,538.16)	196.9
<b>TOTAL WATER UTILITIES REVENUE</b>	<b>90,022.43</b>	<b>655,986.33</b>	<b>1,040,500.00</b>	<b>384,513.67</b>	<b>63.1</b>
<u>SOURCE 38</u>					
51-38-820 CONTRIBUTIONS - WTR IMPACT FD	.00	302,904.45	.00	( 302,904.45)	.0
51-38-900 SUNDRY REVENUES	.00	1,985.42	.00	( 1,985.42)	.0
51-38-910 CAPITAL CONTRIBUTIONS	.00	.00	.00	.00	.0
51-38-920 GAIN LOSS DISPOSAL OF ASSETS	.00	.00	.00	.00	.0
<b>TOTAL SOURCE 38</b>	<b>.00</b>	<b>304,889.87</b>	<b>.00</b>	<b>( 304,889.87)</b>	<b>.0</b>
<u>CONTRIBUTIONS AND TRANSFERS</u>					
51-39-500 CONTRIBUTION FROM FUND BAL	.00	.00	.00	.00	.0
51-39-511 TRANSFER FROM SEWER UTILITY	.00	.00	.00	.00	.0
<b>TOTAL CONTRIBUTIONS AND TRANSFERS</b>	<b>.00</b>	<b>.00</b>	<b>.00</b>	<b>.00</b>	<b>.0</b>
<b>TOTAL FUND REVENUE</b>	<b>90,197.43</b>	<b>967,736.18</b>	<b>1,044,500.00</b>	<b>76,763.82</b>	<b>92.7</b>

SOUTH WEBER CITY CORPORATION  
EXPENDITURES WITH COMPARISON TO BUDGET  
FOR THE 7 MONTHS ENDING JANUARY 31, 2017

WATER UTILITY FUND

	PERIOD ACTUAL	YTD ACTUAL	BUDGET	UNEXPENDED	PCNT
<u>EXPENDITURES</u>					
51-40-105 PART-TIME EMPLOYEE SALARIES	207.88	1,642.54	4,000.00	2,357.46	41.1
51-40-110 FULL-TIME EMPLOYEE SALARIES	9,721.56	71,925.33	126,000.00	54,074.67	57.1
51-40-130 EMPLOYEE BENEFIT - RETIREMENT	1,976.40	14,654.24	30,000.00	15,345.76	48.9
51-40-131 EMPLOYEE BENEFIT-EMPLOYER FICA	743.09	5,476.26	10,000.00	4,523.74	54.8
51-40-133 EMPLOYEE BENEFIT - WORK. COMP.	193.78	1,353.11	3,000.00	1,646.89	45.1
51-40-134 EMPLOYEE BENEFIT - UI	.00	.00	1,500.00	1,500.00	.0
51-40-135 EMPLOYEE BENEFIT - HEALTH INS.	1,108.90	7,657.21	21,000.00	13,342.79	36.5
51-40-140 UNIFORMS	24.85	512.35	300.00	( 212.35)	170.8
51-40-210 BOOKS/SUBSCRIPTIONS/MEMBERSHIP	.00	.00	1,200.00	1,200.00	.0
51-40-230 TRAVEL	.00	40.41	3,000.00	2,959.59	1.4
51-40-240 OFFICE SUPPLIES & EXPENSE	35.12	741.60	1,000.00	258.40	74.2
51-40-245 EQUIPMENT COSTING OVER \$500	.00	.00	.00	.00	.0
51-40-250 EQUIPMENT SUPPLIES & MAINT.	205.06	7,802.19	14,500.00	6,697.81	53.8
51-40-255 VEHICLE LEASE	.00	.00	.00	.00	.0
51-40-256 FUEL EXPENSE	561.54	1,028.44	2,000.00	971.56	51.4
51-40-260 BUILDINGS & GROUNDS	.00	.00	9,000.00	9,000.00	.0
51-40-262 GENERAL GOVERNMENT BUILDINGS	.00	.00	.00	.00	.0
51-40-270 WATER - POWER & PUMPING	1,923.58	12,884.90	24,000.00	11,115.10	53.7
51-40-280 TELEPHONE AND WIRELESS	163.06	1,141.42	2,000.00	858.58	57.1
51-40-311 PROFESSIONAL TECHNICAL	1,500.00	1,500.00	2,350.00	850.00	63.8
51-40-312 PROFESSIONAL/TECHNICAL-ENGIN	13,935.75	26,773.25	20,000.00	( 6,773.25)	133.9
51-40-315 PROFESSIONAL & TECH. - AUDITOR	.00	.00	.00	.00	.0
51-40-350 SOFTWARE MAINTENANCE	78.15	4,411.20	5,100.00	688.80	86.5
51-40-370 UTILITY BILLING	1,069.59	5,554.38	6,300.00	745.62	88.2
51-40-480 SPECIAL WATER SUPPLIES	.00	.00	5,000.00	5,000.00	.0
51-40-481 WATER PURCHASES	.00	252,618.61	251,000.00	( 1,618.61)	100.6
51-40-483 EMERGENCY LEAKS & REPAIRS	.00	.00	.00	.00	.0
51-40-485 FIRE HYDRANT UPDATE	.00	28,371.34	40,000.00	11,628.66	70.9
51-40-490 WATER O & M CHARGE	18,014.77	49,371.38	56,000.00	6,628.62	88.2
51-40-530 INTEREST EXPENSE	.00	.00	.00	.00	.0
51-40-550 BANKING CHARGES	403.50	2,403.21	2,000.00	( 403.21)	120.2
51-40-650 DEPRECIATION	.00	.00	200,000.00	200,000.00	.0
51-40-720 METER REPLACEMENTS	.00	44,275.00	50,000.00	5,725.00	88.6
51-40-730 CAPITAL OUTLAY - IMPROV	.00	6,218.50	50,000.00	43,781.50	12.4
51-40-740 TELEMETERING SYS/WATER TANKS	.00	.00	.00	.00	.0
51-40-750 CAPITAL OUTLAY - VEHICLES	.00	22,250.00	22,250.00	.00	100.0
51-40-811 BOND PRINCIPAL	.00	.00	.00	.00	.0
51-40-900 TRANSFER TO FUND BALANCE	.00	.00	82,000.00	82,000.00	.0
<b>TOTAL EXPENDITURES</b>	<b>51,866.58</b>	<b>570,606.87</b>	<b>1,044,500.00</b>	<b>473,893.13</b>	<b>54.6</b>
<u>DEPARTMENT 80</u>					
51-80-512 CONTRIBUTIONS	.00	.00	.00	.00	.0
<b>TOTAL DEPARTMENT 80</b>	<b>.00</b>	<b>.00</b>	<b>.00</b>	<b>.00</b>	<b>.0</b>

SOUTH WEBER CITY CORPORATION  
 EXPENDITURES WITH COMPARISON TO BUDGET  
 FOR THE 7 MONTHS ENDING JANUARY 31, 2017

WATER UTILITY FUND

	PERIOD ACTUAL	YTD ACTUAL	BUDGET	UNEXPENDED	PCNT
TOTAL FUND EXPENDITURES	51,866.58	570,606.87	1,044,500.00	473,893.13	54.6
NET REVENUE OVER EXPENDITURES	38,330.85	397,129.31	.00	( 397,129.31)	.0

SOUTH WEBER CITY CORPORATION  
REVENUES WITH COMPARISON TO BUDGET  
FOR THE 7 MONTHS ENDING JANUARY 31, 2017

SEWER UTILITY FUND

	PERIOD ACTUAL	YTD ACTUAL	BUDGET	UNEXPENDED	PCNT
<u>MISCELLANEOUS REVENUE</u>					
52-36-100 INTEREST EARNINGS	.00	8,964.56	6,000.00	( 2,964.56)	149.4
TOTAL MISCELLANEOUS REVENUE	.00	8,964.56	6,000.00	( 2,964.56)	149.4
<u>SEWER UTILITIES REVENUE</u>					
52-37-130 PENALTIES	.00	.00	.00	.00	.0
52-37-300 SEWER SALES	72,655.86	503,202.08	800,000.00	296,797.92	62.9
52-37-360 CWDIS 5% RETAINAGE	2,449.65	4,432.70	7,000.00	2,567.30	63.3
52-37-400 CWSID SEWER CONN FEES PAYABLE	.00	.00	.00	.00	.0
52-37-500 SEWER IMPACT FEES-REST BOND	.00	.00	.00	.00	.0
TOTAL SEWER UTILITIES REVENUE	75,105.51	507,634.78	807,000.00	299,365.22	62.9
<u>SOURCE 38</u>					
52-38-820 TFR FROM SEWER IMPACT FEES	77,290.50	77,290.50	132,000.00	54,709.50	58.6
52-38-910 CAPITAL CONTRIBUTIONS	.00	.00	.00	.00	.0
52-38-920 GAIN LOSS SALE OF ASSETS	.00	.00	.00	.00	.0
TOTAL SOURCE 38	77,290.50	77,290.50	132,000.00	54,709.50	58.6
<u>SOURCE 39</u>					
52-39-500 CONTRIBUTION FROM FUND BAL	.00	.00	73,500.00	73,500.00	.0
TOTAL SOURCE 39	.00	.00	73,500.00	73,500.00	.0
TOTAL FUND REVENUE	152,396.01	593,889.84	1,018,500.00	424,610.16	58.3



SOUTH WEBER CITY CORPORATION  
EXPENDITURES WITH COMPARISON TO BUDGET  
FOR THE 7 MONTHS ENDING JANUARY 31, 2017

SEWER UTILITY FUND

	PERIOD ACTUAL	YTD ACTUAL	BUDGET	UNEXPENDED	PCNT
<u>EXPENDITURES</u>					
52-40-105 PART-TIME EMPLOYEE SALARIES	176.72	1,396.39	3,000.00	1,603.61	46.6
52-40-110 FULL-TIME EMPLOYEE SALARIES	5,537.90	40,882.72	72,000.00	31,117.28	56.8
52-40-130 EMPLOYEE BENEFIT - RETIREMENT	1,123.85	8,428.20	17,000.00	8,571.80	49.6
52-40-131 EMPLOYEE BENEFIT-EMPLOYER FICA	426.87	3,136.19	6,000.00	2,863.81	52.3
52-40-133 EMPLOYEE BENEFIT - WORK. COMP.	101.62	708.20	2,000.00	1,291.80	35.4
52-40-134 EMPLOYEE BENEFIT - UI	.00	.00	1,000.00	1,000.00	.0
52-40-135 EMPLOYEE BENEFIT - HEALTH INS.	771.35	5,188.43	13,000.00	7,811.57	39.9
52-40-140 UNIFORMS	17.75	407.09	300.00	( 107.09)	135.7
52-40-210 BOOKS/SUBSCRIPTIONS/MEMBERSHIP	.00	.00	.00	.00	.0
52-40-230 TRAVEL	.00	.00	1,000.00	1,000.00	.0
52-40-240 OFFICE SUPPLIES & EXPENSE	35.11	549.04	1,200.00	650.96	45.8
52-40-250 EQUIPMENT SUPPLIES & MAINT.	.00	36.96	4,000.00	3,963.04	.9
52-40-255 VEHICLE LEASE	.00	.00	.00	.00	.0
52-40-260 BUILDINGS & GROUNDS	.00	.00	.00	.00	.0
52-40-270 SEWER - POWER & PUMPING	44.38	274.07	500.00	225.93	54.8
52-40-312 PROFESSIONAL/TECHNICAL-ENGIN	3,466.50	4,144.50	3,000.00	( 1,144.50)	138.2
52-40-315 PROFESSIONAL & TECH. - AUDITOR	.00	.00	.00	.00	.0
52-40-350 SOFTWARE MAINTENANCE	78.15	877.20	1,500.00	622.80	58.5
52-40-370 UTILITY BILLING	745.28	4,003.73	6,000.00	1,996.27	66.7
52-40-483 EMERGENCY R & R SEWER	.00	.00	.00	.00	.0
52-40-490 SEWER O & M CHARGE	.00	534.82	20,000.00	19,465.18	2.7
52-40-491 SEWER TREATMENT FEE	.00	209,853.00	415,000.00	205,147.00	50.6
52-40-492 CONNECTION FEE - CWSID	.00	.00	.00	.00	.0
52-40-530 INTEREST EXPENSE	.00	.00	.00	.00	.0
52-40-550 BANKING CHARGES	268.01	1,717.12	2,000.00	282.88	85.9
52-40-650 DEPRECIATION	.00	.00	90,000.00	90,000.00	.0
52-40-690 PROJECTS	202,246.57	308,948.37	360,000.00	51,051.63	85.8
52-40-990 TRANSFER TO FUND BALANCE	.00	.00	.00	.00	.0
<b>TOTAL EXPENDITURES</b>	<b>215,040.06</b>	<b>591,086.03</b>	<b>1,018,500.00</b>	<b>427,413.97</b>	<b>58.0</b>
<u>TRANSFERS AND CONTRIBUTIONS</u>					
52-80-512 CONTRIBUTIONS	.00	.00	.00	.00	.0
<b>TOTAL TRANSFERS AND CONTRIBUTIONS</b>	<b>.00</b>	<b>.00</b>	<b>.00</b>	<b>.00</b>	<b>.0</b>
<b>TOTAL FUND EXPENDITURES</b>	<b>215,040.06</b>	<b>591,086.03</b>	<b>1,018,500.00</b>	<b>427,413.97</b>	<b>58.0</b>
<b>NET REVENUE OVER EXPENDITURES</b>	<b>( 62,644.05)</b>	<b>2,803.81</b>	<b>.00</b>	<b>( 2,803.81)</b>	<b>.0</b>

SOUTH WEBER CITY CORPORATION  
REVENUES WITH COMPARISON TO BUDGET  
FOR THE 7 MONTHS ENDING JANUARY 31, 2017

SANITATION UTILITY FUND

	PERIOD ACTUAL	YTD ACTUAL	BUDGET	UNEXPENDED	PCNT
<u>MISCELLANEOUS REVENUE</u>					
53-36-100 INTEREST EARNINGS	.00	1,759.08	1,500.00	( 259.08)	117.3
TOTAL MISCELLANEOUS REVENUE	.00	1,759.08	1,500.00	( 259.08)	117.3
<u>SANITATION UTILITIES REVENUE</u>					
53-37-130 PENALTIES	.00	.00	.00	.00	.0
53-37-700 SANITATION FEES	28,568.64	199,557.63	327,500.00	127,942.37	60.9
TOTAL SANITATION UTILITIES REVENUE	28,568.64	199,557.63	327,500.00	127,942.37	60.9
<u>SOURCE 38</u>					
53-38-920 GAIN LOSS SALE OF ASSETS	.00	.00	.00	.00	.0
TOTAL SOURCE 38	.00	.00	.00	.00	.0
<u>SOURCE 39</u>					
53-39-500 CONTRIBUTION FROM FUND BAL	.00	.00	.00	.00	.0
TOTAL SOURCE 39	.00	.00	.00	.00	.0
TOTAL FUND REVENUE	28,568.64	201,316.71	329,000.00	127,683.29	61.2

SOUTH WEBER CITY CORPORATION  
EXPENDITURES WITH COMPARISON TO BUDGET  
FOR THE 7 MONTHS ENDING JANUARY 31, 2017

SANITATION UTILITY FUND

	PERIOD ACTUAL	YTD ACTUAL	BUDGET	UNEXPENDED	PCNT
<u>EXPENDITURES</u>					
53-40-105 PART-TIME EMPLOYEE SALARIES	51.98	410.74	1,000.00	589.26	41.1
53-40-110 FULL-TIME EMPLOYEE SALARIES	1,628.84	11,537.21	21,000.00	9,462.79	54.9
53-40-130 EMPLOYEE BENEFIT - RETIREMENT	326.50	2,564.98	4,000.00	1,435.02	64.1
53-40-131 EMPLOYEE BENEFIT-EMPLOYER FICA	125.39	886.45	1,700.00	813.55	52.1
53-40-133 EMPLOYEE BENEFIT - WORK. COMP.	35.71	238.60	500.00	261.40	47.7
53-40-134 EMPLOYEE BENEFIT - UI	.00	.00	300.00	300.00	.0
53-40-135 EMPLOYEE BENEFIT - HEALTH INS.	246.39	1,419.77	3,700.00	2,280.23	38.4
53-40-140 UNIFORMS	7.09	195.98	300.00	104.02	65.3
53-40-240 OFFICE SUPPLIES & EXPENSE	.00	.00	.00	.00	.0
53-40-250 EQUIPMENT SUPPLIES & MAINT.	.00	.00	3,000.00	3,000.00	.0
53-40-251 VEHICLE MAINT & SUPPLIES	.00	.00	.00	.00	.0
53-40-255 VEHICLE LEASE	.00	.00	.00	.00	.0
53-40-350 SOFTWARE MAINTENANCE	78.15	877.20	1,600.00	722.80	54.8
53-40-370 UTILITY BILLING	340.61	1,975.68	6,100.00	4,124.32	32.4
53-40-492 SANITATION FEE CHARGES	24,269.66	147,022.78	284,000.00	136,977.22	51.8
53-40-550 BANKING CHARGES	115.28	946.28	1,800.00	853.72	52.6
53-40-650 DEPRECIATION	.00	.00	.00	.00	.0
TOTAL EXPENDITURES	27,225.60	168,075.67	329,000.00	160,924.33	51.1
TOTAL FUND EXPENDITURES	27,225.60	168,075.67	329,000.00	160,924.33	51.1
NET REVENUE OVER EXPENDITURES	1,343.04	33,241.04	.00	( 33,241.04)	.0

SOUTH WEBER CITY CORPORATION  
REVENUES WITH COMPARISON TO BUDGET  
FOR THE 7 MONTHS ENDING JANUARY 31, 2017

STORM SEWER UTILITY FUND

	PERIOD ACTUAL	YTD ACTUAL	BUDGET	UNEXPENDED	PCNT
<u>MISCELLANEOUS REVENUE</u>					
54-36-100 INTEREST EARNINGS	.00	3,462.28	2,500.00	( 962.28)	138.5
TOTAL MISCELLANEOUS REVENUE	.00	3,462.28	2,500.00	( 962.28)	138.5
<u>STORM SEWER UTILITIES REVENUE</u>					
54-37-130 PENALTIES	.00	.00	.00	.00	.0
54-37-450 STORM SEWER REVENUE	14,318.47	99,595.78	165,000.00	65,404.22	60.4
TOTAL STORM SEWER UTILITIES REVENUE	14,318.47	99,595.78	165,000.00	65,404.22	60.4
<u>SOURCE 38</u>					
54-38-600 TFR FROM STORM SWR IMPACT FEE	.00	.00	.00	.00	.0
54-38-900 SUNDRY REVENUES	.00	.00	.00	.00	.0
54-38-910 CAPITAL CONTRIBUTIONS	.00	.00	.00	.00	.0
54-38-920 GAIN LOSS SALE OF ASSETS	.00	.00	.00	.00	.0
TOTAL SOURCE 38	.00	.00	.00	.00	.0
<u>SOURCE 39</u>					
54-39-500 CONTRIBUTION FROM FUND BAL	.00	.00	120,200.00	120,200.00	.0
TOTAL SOURCE 39	.00	.00	120,200.00	120,200.00	.0
TOTAL FUND REVENUE	14,318.47	103,058.06	287,700.00	184,641.94	35.8

SOUTH WEBER CITY CORPORATION  
EXPENDITURES WITH COMPARISON TO BUDGET  
FOR THE 7 MONTHS ENDING JANUARY 31, 2017

STORM SEWER UTILITY FUND

	PERIOD ACTUAL	YTD ACTUAL	BUDGET	UNEXPENDED	PCNT
<u>EXPENDITURES</u>					
54-40-105 PART-TIME EMPLOYEE SALARIES	51.98	410.74	500.00	89.26	82.2
54-40-110 FULL-TIME EMPLOYEE SALARIES	1,461.86	10,294.68	19,000.00	8,705.32	54.2
54-40-130 EMPLOYEE BENEFIT - RETIREMENT	293.92	2,318.90	4,100.00	1,781.10	56.6
54-40-131 EMPLOYEE BENEFIT-EMPLOYER FICA	112.59	791.69	1,500.00	708.31	52.8
54-40-133 EMPLOYEE BENEFIT - WORK. COMP.	32.35	213.66	500.00	286.34	42.7
54-40-134 EMPLOYEE BENEFIT - UI	.00	.00	300.00	300.00	.0
54-40-135 EMPLOYEE BENEFIT - HEALTH INS.	218.01	1,295.02	3,500.00	2,204.98	37.0
54-40-140 UNIFORMS	3.55	218.81	300.00	81.19	72.9
54-40-230 TRAVEL & TRAINING	.00	300.00	500.00	200.00	60.0
54-40-240 OFFICE SUPPLIES & EXPENSE	.00	.00	.00	.00	.0
54-40-250 EQUIPMENT SUPPLIES & MAINT.	75.29	285.39	1,300.00	1,014.61	22.0
54-40-255 VEHICLE LEASE	.00	.00	.00	.00	.0
54-40-256 FUEL EXPENSE	31.64	95.82	500.00	404.18	19.2
54-40-270 STORM SEWER - POWER & PUMPING	11.56	69.69	200.00	130.31	34.9
54-40-312 PROFESSIONAL/TECHNICAL-ENGIN	343.25	1,116.15	2,000.00	883.85	55.8
54-40-315 PROFESSIONAL & TECH. - AUDITOR	.00	.00	.00	.00	.0
54-40-331 PROMOTION-STORM WATER	.00	1,155.00	1,200.00	45.00	96.3
54-40-350 SOFTWARE MAINTENANCE	78.15	1,143.55	1,500.00	356.45	76.2
54-40-370 UTILITY BILLING	173.52	1,333.16	6,000.00	4,666.84	22.2
54-40-493 STORM SEWER O & M	.00	880.00	15,000.00	14,120.00	5.9
54-40-550 BANKING CHARGES	57.65	654.96	1,800.00	1,145.04	36.4
54-40-650 DEPRECIATION	.00	.00	100,000.00	100,000.00	.0
54-40-690 PROJECTS	5,287.50	306,350.11	260,000.00	( 46,350.11)	117.8
<b>TOTAL EXPENDITURES</b>	<b>8,232.82</b>	<b>328,927.33</b>	<b>419,700.00</b>	<b>90,772.67</b>	<b>78.4</b>
<u>DEPARTMENT 80</u>					
54-80-512 CONTRIBUTIONS	.00	.00	.00	.00	.0
<b>TOTAL DEPARTMENT 80</b>	<b>.00</b>	<b>.00</b>	<b>.00</b>	<b>.00</b>	<b>.0</b>
<b>TOTAL FUND EXPENDITURES</b>	<b>8,232.82</b>	<b>328,927.33</b>	<b>419,700.00</b>	<b>90,772.67</b>	<b>78.4</b>
<b>NET REVENUE OVER EXPENDITURES</b>	<b>6,085.65</b>	<b>( 225,869.27)</b>	<b>( 132,000.00)</b>	<b>93,869.27</b>	<b>(171.1)</b>

SOUTH WEBER CITY CORPORATION  
REVENUES WITH COMPARISON TO BUDGET  
FOR THE 7 MONTHS ENDING JANUARY 31, 2017

PENALTIES UTILITY FUND

	PERIOD ACTUAL	YTD ACTUAL	BUDGET	UNEXPENDED	PCNT
<u>MISCELLANEOUS REVENUE</u>					
55-36-100 INTEREST EARNINGS	.00	.00	.00	.00	.0
TOTAL MISCELLANEOUS REVENUE	.00	.00	.00	.00	.0
<u>SOURCE 37</u>					
55-37-130 PENALTIES	.00	.00	.00	.00	.0
TOTAL SOURCE 37	.00	.00	.00	.00	.0
TOTAL FUND REVENUE	.00	.00	.00	.00	.0
NET REVENUE OVER EXPENDITURES	.00	.00	.00	.00	.0

# RESOLUTION 17-06

## AMENDMENT TO INTERLOCAL COOPERATION AGREEMENT BETWEEN DAVIS COUNTY AND SOUTH WEBER CITY FOR ANIMAL CONTROL SERVICES

**WHEREAS**, South Weber City desires to provide animal care and control services to its residents, and South Weber City Code 5-2-2 specifies that animal ownership and control will be in accordance with the Davis County animal control ordinance; and

**WHEREAS**, Davis County Animal Care & Control provides animal care and control services and is willing and able to provide said services to the City; and

**WHEREAS**, the City previously entered into an Interlocal Cooperation Agreement with Davis County for Animal Control Services for the calendar years January 1, 2016 to December 31, 2020 through Resolution 16-23; and

**WHEREAS**, the Agreement provides that the compensation paid by the City to the County shall be reviewed annually; and

**WHEREAS**, Davis County has proposed amendments to the original agreement outlining an increase in the compensation to be paid to the County for animal control services; and

**WHEREAS**, the City Council has reviewed the provisions of the proposed Amendment to the original agreement;

**BE IT THEREFORE RESOLVED**, by the City Council of South Weber City, State of Utah, that South Weber City approves Amendment #1 to Interlocal Cooperation Agreement Between Davis County and South Weber City for Animal Control Services.

**BE IT FURTHER RESOLVED**, that the City shall pay compensation as specified in the Amendment to the County for said services, and the compensation amount shall be reviewed annually and adjusted by written amendment as agreed upon by the City and County. A copy of the Amendment Agreement is attached to this Resolution.

**PASSED AND RESOLVED** by the City Council of South Weber this **28<sup>th</sup> day of February, 2017**.

### APPROVED

\_\_\_\_\_  
**Tamara Long, Mayor**

**Attest:**

\_\_\_\_\_  
**Elyse Greiner, City Recorder**

Roll call vote was as follows:

Mr. Taylor	yes	no
Mr. Hyer	yes	no
Mrs. Sjoblom	yes	no
Mr. Casas	yes	no
Mr. Winsor	yes	no

**AMENDMENT NO. 1 TO INTERLOCAL COOPERATION AGREEMENT FOR ANIMAL SERVICES**

This Amendment No. 1 to Interlocal Cooperation Agreement for Animal Services (this “Amendment No. 1”) is made and entered into as of January 1, 2017, by and between Davis County, a political subdivision of the state of Utah (the “County”), and South Weber City, a municipal corporation of the state of Utah (the “City”). The County and the City may be collectively referred to as the “Parties” herein.

**RECITALS**

This Amendment No. 1 is made and entered into by and between the Parties based, in part, upon the following recitals:

- A. In 2016, the Parties entered into an *Interlocal Cooperation Agreement for Animal Services*, which is labeled by the County as Contract No. 2016-324 (the “Agreement”); and
- B. The Parties, through this Amendment No. 1, desire to modify certain terms and/or provisions of the Agreement.

Now, based upon the foregoing, and in consideration of the terms set forth in this Amendment No. 1, the Parties do hereby agree as follows:

- 1. **Exhibit A of the Agreement is replaced in its entirety with the Exhibit A below:**

**EXHIBIT A**

The City’s 2017 calendar year obligation to the County for service calls, excluding calls for wild nuisance animal pick up and/or euthanization:

<u>Title/Category</u>	<u>Subtitle/Subcategory</u>	<u>Amount</u>
Budgeted 2017 Expenditures by Davis County for Animal Care and Control:	Personnel:	\$1,630,576
	Operating:	\$316,581
	Capital Equipment:	\$42,900
	Allocations:	+ 105,490
	Total Expenditures:	\$2,095,547
Projected 2017 Revenues of Davis County Animal Care and Control:	Licenses:	\$220,000
	Shelter Fees:	\$190,000
	Surgical Fees:	\$45,000
	Wildlife Fees:	\$37,929
	Donations:	+ \$11,500
	Total Revenues:	\$504,429
Projected 2017 Expenditures Less Projected 2017 Revenues:		\$2,095,547
		- \$504,429
		\$1,591,118
Combined Cities’ 50% Obligation:		\$1,591,118
		x 0.50
		\$795,559
Average of the City’s Total Billable Calls for 2015 and 2016:		202
Average of Combined Cities’ Total Billable Calls for 2015 and 2016:		10,604
The City’s 2016 Usage Rate:		202/ 10,604 1.9050%



<u>Title/Category</u>	<u>Subtitle/Subcategory</u>	<u>Amount</u>
The City's 2017 Calendar Year Obligation to the County:		\$15,155.40

The City shall pay the foregoing calendar year obligation to the County on a monthly basis and within thirty calendar days of receipt of a monthly invoice from the County.

The City's 2017 calendar year obligation to the County for  
wild nuisance animal pick up and/or euthanization calls or services:

<u>Title/Category</u>	<u>Frequency/Amount</u>
The City's Wildlife Calls for 2016:	36
Cost to City for Each Wildlife Call in 2016:	\$25.75
The City's 2017 Calendar Year Obligation to County for Wildlife Calls:	\$927.00

The City shall pay its calendar year obligation to the County for wild nuisance animal pick up and/or euthanization calls or services on a monthly basis and within thirty calendar days of receipt of a monthly invoice from the County.

The City's 2017 calendar year obligation to the County for  
the capital projects fund regarding the Shelter:

<u>Title/Category</u>	<u>Amount</u>
Total of Capital Projects Fund Regarding the Shelter:	\$562,000.00
Combined Cities' Portion of the Capital Projects Fund Regarding the Shelter:	\$281,000.00
2017 Obligation of the Combined Cities:	\$56,200.00
The City's 2016 Usage Rate:	1.9050%
The City's 2017 Calendar Year Obligation to the County:	\$1,070.61

The City shall pay the foregoing calendar year obligation to the County on a monthly basis and within thirty calendar days of receipt of a monthly invoice from the County.

2. **Continuing Effect of the Agreement.** Except to the extent specifically modified by this Amendment No. 1, the terms and conditions of the Agreement shall remain in full force and effect.
3. **Counterparts.** This Agreement may be executed in counterparts, each of which shall be deemed an original, and all such counterparts shall have the same force and effect as original signatures.

[Signature Page Follows]

IN WITNESS WHEREOF, the Parties hereto have caused this Amendment No. 1 to be signed by their duly authorized representatives on the dates indicated below.

<p>DAVIS COUNTY</p>  <p>By: _____ Chair, Board of Davis County Commissioners Date: _____</p> <p>ATTEST:</p>  _____ Davis County Clerk/Auditor Date: _____ <p>APPROVED AS TO FORM AND LEGALITY:</p>  _____ Davis County Attorney's Office Date: _____	<p>SOUTH WEBER CITY</p>  <p>By: _____ Mayor Date: _____</p> <p>ATTEST:</p>  _____ City Recorder Date: _____ <p>APPROVED AS TO FORM AND LEGALITY:</p>  _____ City Attorney Date: _____
--	---

**RESOLUTION 17-07**

**A RESOLUTION BY THE SOUTH WEBER CITY COUNCIL ADOPTING THE NATURAL HAZARD PRE-DISASTER MITIGATION PLAN AS REQUIRED BY THE FEDERAL DISASTER MITIGATION AND COST REDUCTION ACT OF 2000.**

**WHEREAS**, President William J. Clinton signed H.R. 707, the Disaster Mitigation and Cost Reduction Act of 2000, into law on October 30, 2000; and,

**WHEREAS**, the Disaster Mitigation Act of 2000 requires all jurisdictions to be covered by a Pre-Disaster Hazard Mitigation Plan to be eligible for Federal Emergency Management Agency post-disaster funds; and,

**WHEREAS**, the *Natural Hazard Pre-Disaster Mitigation Plan* has been prepared in accordance with FEMA requirements at 44 C.F.R. 201.6; and,

**WHEREAS**, South Weber City is within Davis County and participated in the update of the multi-jurisdictional Plan, the *Natural Hazard Pre-Disaster Mitigation Plan*; and,

**WHEREAS**, South Weber City is a local unit of government that has afforded its citizens an opportunity to comment and provide input in the Plan and the actions in the Plan; and,

**WHEREAS**, South Weber City is concerned about mitigating potential losses and has determined that it would be in the best interest of the community to adopt the *Natural Hazard Pre-Disaster Mitigation Plan*;

**NOW THEREFORE, BE IT RESOLVED** by South Weber City Council that South Weber City adopts the *Natural Hazard Pre-Disaster Mitigation Plan* as this jurisdiction’s Multi-Hazard Mitigation Plan.

**PASSED AND ADOPTED** this 28th day of February, 2017 at the meeting of the South Weber City Council.

\_\_\_\_\_  
**Tamara P. Long, Mayor**

**Attest:**

\_\_\_\_\_  
**Elyse Greiner, City Recorder**

Roll call vote is as follows:		
Mr. Winsor	Yes	No
Mr. Casas	Yes	No
Mr. Hyer	Yes	No
Mrs. Sjoblom	Yes	No
Mr. Taylor	Yes	No

# RESOLUTION 17-09

## A RESOLUTION BY THE SOUTH WEBER CITY COUNCIL FOR APPOINTMENT TO SOUTH WEBER CITY PLANNING COMMISSION

**BE IT HEREBY RESOLVED**, by the City Council of South Weber City, State of Utah, as follows:

**WHEREAS**, a midterm vacancy has occurred on the Planning Commission of South Weber City; and

**WHEREAS**, careful consideration was given by the Mayor to the appointment to the Planning Commission, and the Mayor now seeks the advice and consent of the City Council to make the appointment;

**NOW THEREFORE, BE IT RESOLVED**, the following individual is hereby appointed to the Planning Commission effective 28 February 2017 through 31 January 2019:

**Timothy C. Grubb**  
6926 South 475 East  
South Weber, UT 84405

**PASSED AND ADOPTED** by the City Council of South Weber City this **28<sup>th</sup> day of February 2017**.

\_\_\_\_\_  
**Tamara P. Long, Mayor**

**Attest:**

\_\_\_\_\_  
**Elyse Greiner, City Recorder**

Roll call vote is as follows:

Mr. Casas	Yes	No
Mr. Hyer	Yes	No
Mrs. Sjoblom	Yes	No
Mr. Taylor	Yes	No
Mr. Winsor	Yes	No

**NOTICE OF INTENT TO ADOPT AN IMPACT FEE FACILITIES PLAN AND AN IMPACT FEE WRITTEN ANALYSIS FOR CULINARY WATER**

PUBLIC NOTICE is hereby given that South Weber City intends to adopt an Impact Fee Facilities Plan and an Impact Fee Written Analysis for culinary water and will hold a Public Hearing at approx. 6:00 p.m. on Tuesday, February 28, 2017, in the South Weber City Council Chambers located at 1600 E. South Weber Dr., South Weber, Utah. The purpose of the Public Hearing is to receive input and consider approval and adoption of the proposed Impact Fee Facilities Plan and Impact Fee Written Analysis. All interested persons shall be given the opportunity to be heard; written concerns are welcome. A copy of the associated information for the hearing is on file for review at the South Weber City Office. In compliance with the Americans with Disabilities Act, individuals needing special accommodation during the public hearing should notify Elyse Greiner at 801-479-3177 two days prior to the meeting date.

## **ORDINANCE NO. 17-03**

### **AN ORDINANCE OF THE SOUTH WEBER CITY COUNCIL ADOPTING AN IMPACT FEE FACILITIES PLAN AND IMPACT FEE ANALYSIS, WHICH INCLUDES THE WEBER BASIN WATER CONSERVANCY DISTRICT'S WATER IMPACT FEE, FOR TREATED WATER; PROVIDING FOR THE CALCULATION AND COLLECTION OF SUCH FEES**

**WHEREAS**, On January 30, 2017, South Weber City, Utah (the "City") posted notice as to its intention to prepare impact fee facilities plans ("Impact Fee Facilities Plans") and impact fee analyses ("Impact Fee Analyses") for Culinary Water and invited all interested parties to participate in the impact fee preparation process, in compliance with UCA Section 11-36a-501;

**WHEREAS**, South Weber City is a municipality in the State of Utah, authorized and organized under the provisions of Utah law and is authorized pursuant to the Impact Fees Act, Utah Code Ann. 11-36a-101 et seq. to adopt impact fees; and

**WHEREAS**, on February 7, 2017, the City posted notice of a public hearing in the Utah's Public Notice Website, the City's administrative building, South Weber Elementary School, and South Weber City Family Activity Center to consider the assumptions and conclusions of the Culinary Water Impact Fee Facilities Plans and the Impact Fee Analyses;

**WHEREAS**, the South Weber City Council (the "Council") met in regular session on February 28, 2017, and convened a public hearing to consider adopting the Impact Fee Facilities Plans and Impact Fee Analyses, which includes the Weber Basin Water Conservancy Districts Treated Water Impact Fee Analysis (July 2013) prepared by Lewis, Young, Robertson & Burningham, Inc. ("Consultant"), imposing updated Culinary Water impact fees, providing for the calculation and collection of such fees, and providing for an appeal process, accounting and reporting method and other related matters; and

**WHEREAS**, on February 24, 2017, Jones and Associates, Consulting Engineers ("IFFP" consultant) the Impact Fee Facilities Plan Consultant, provided written certification for its impact fee facilities plan in compliance with UCA Section 11-36a-306(1);

**WHEREAS**, on February 24, 2017, Zions Public Finance, Inc. ("IFA Consultant") certified its work under UCA Section 11-36a-306(2);

**WHEREAS**, on February 28, 2017, after considering the input of the public and stakeholders and relying on the professional advice and certification of the Impact Fee Facilities Plan Consultants and Impact Fee Analysis, South Weber City adopted the findings, conclusions, and recommendations of the Impact Fee Facilities Plans prepared by Jones and Associates and Impact Fee Analysis prepared by Zions Bank Public Finance, which includes the Weber Basin Water Conservancy Districts Treated Water Impact Fee prepared by prepared by Lewis, Young, Robertson & Burningham, Inc., a copy of which is included in the South Weber City Treated Water Impact Fee Facilities Plan; and

**WHEREAS**, on March 1, 2017, a copy of the Impact Fee Facilities Plans and the Impact Fee Analyses, which includes the Weber Basin Water Conservancy District's Treated Water Impact Fee, and the proposed Impact Fee Ordinance, along with a summary of the analyses that was designed to be understood by a lay person, were made available to the public and deposited at, the City's administrative

building, South Weber Elementary School, South Weber City Family Activity Center and on the public notice website; and

**WHEREAS**, after careful consideration and review of the comments at the public hearing, the Council has determined that it is in the best interest of the health, safety and welfare of the inhabitants of South Weber City to adopt the findings and recommendations of the Impact Fee Facilities Plans and Impact Fee Analyses for Culinary Water, which includes the Weber Basin Water Conservancy District’s Treated Water Impact Fee, to address the impacts of development upon the Culinary Water utility, to adopt the Impact Fee Facilities Plans as proposed, to approve the Impact Fee Analyses as proposed, including the Weber Basin Water Conservancy Districts Treated Water Impact Fee, to provide for the calculation and collection of such fees.

**NOW, THEREFORE, BE IT ORDAINED** that the South Weber City Council adopts the findings and recommendations of the Impact Fee Facilities Plans and Impact Fee Analyses for Culinary Water, which includes the Weber Basin Water Conservancy District’s Treated Water Impact Fee, to address the impacts of development upon the Culinary Water utility, to adopt the Impact Fee Facilities Plans as proposed, to approve the Impact Fee Analyses as proposed, including the Weber Basin Water Conservancy Districts Treated Water Impact Fee, to provide for the calculation and collection of such fees.

**PASSED AND ADOPTED** by the City Council of South Weber, Davis County, on \_\_\_\_\_ day of \_\_\_\_\_ 2017.

**ATTEST:**

\_\_\_\_\_  
**MAYOR: Tamara Long**

\_\_\_\_\_  
**Elyse Greiner, City Recorder**

Roll call vote is as follows:		
Mr. Casas	Yes	No
Mr. Winsor	Yes	No
Mr. Hyer	Yes	No
Mrs. Sjoblom	Yes	No
Mr. Taylor	Yes	No

**CERTIFICATE OF POSTING**

I, the duly appointed recorder for the City of South Weber, hereby certify that:

***ORDINANCE 17-03: AN ORDINANCE OF THE SOUTH WEBER CITY COUNCIL ADOPTING AN IMPACT FEE FACILITIES PLAN AND IMPACT FEE ANALYSIS, WHICH INCLUDES THE WEBER BASIN WATER CONSERVANCY DISTRICT'S TREATED IMPACT FEE, FOR CULINARY WATER; PROVIDING FOR THE CALCULATION AND COLLECTION OF SUCH FEES***

was passed and adopted the \_\_\_\_ day of \_\_\_\_\_ 2017, and certifies that copies of the foregoing Ordinance 17-03 were posted in the following locations within the municipality this \_\_\_\_ day of \_\_\_\_\_, 2017.

1. South Weber Elementary, 1285 E. Lester Drive
2. South Weber Family Activity Center, 1181 E. Lester Drive
3. South Weber City Building, 1600 E. South Weber Drive

\_\_\_\_\_  
**Elyse Greiner, City Recorder**




South Weber City Corporation

# Culinary Water Impact Fee Facilities Plan



**February 2017**



Prepared by  
**JONES & ASSOCIATES**  
*Consulting Engineers*



CULINARY WATER  
IMPACT FEE FACILITIES PLAN

for

SOUTH WEBER CITY



Prepared by

JONES & ASSOCIATES  
Consulting Engineers

1716 East 5600 South  
South Ogden, Utah 84403

(801) 476-9767

## TABLE OF CONTENTS

1.0	Impact Fee Facilities Plan.....	1
1.1	Introduction .....	1
1.2	Growth Projections .....	1
1.3	Service Areas.....	3
1.3.1	Main Service Area .....	3
1.3.2	Cottonwood Drive Area .....	3
1.4	Level of Service .....	3
1.5	Excess Capacity .....	4
1.5.1	Sources.....	4
1.5.2	Water Storage .....	4
1.5.3	Water Distribution .....	5
1.6	Future Development Needs.....	7
2.0	Certification.....	9
3.0	Bibliography .....	10

## LIST OF TABLES AND FIGURES

Table 1.2.1	– Population and ERC Projections (IFFP) .....	2
Table 1.4.1	– Level of Service.....	3
Table 1.5.2.1	– Excess Capacity - Storage .....	5
Figure 1.5.3.1	– Water Distribution Excess Capacity Methodology.....	6
Table 1.6.1	– Most Likely Capital Improvement Projects .....	8

## LIST OF APPENDICES

A	WBWCD Impact Fee Facilities Plan and Impact Fee Analysis
B	Sample WBWCD Water Supply Agreement

## LIST OF ACRONYMS

CCI	Construction Cost Index
CFP	Capital Facilities Plan
ERC	Equivalent Residential Connection
ERU	Equivalent Residential Unit
gal	gallon
gpd	gallons per day
gpm	gallons per minute
IFA	Impact Fee Analysis
IFFP	Impact Fee Facilities Plan
LOS	Level of Service
MG	million gallons
psi	pounds per square inch

UAC Utah Administrative Code  
UDEQ Utah Department of Environmental Quality  
WBWCD Weber Basin Water Conservancy District

## 1.0 Impact Fee Facilities Plan

### 1.1 Introduction

The Culinary Water System Impact Fee will be enacted as a means for new development to pay for their impact on the existing Culinary Water System. Utah state law requires that an Impact Fee Facilities Plan (IFFP) be prepared before an Impact Fee can be implemented. The law requires that the IFFP contains only the costs for short term (6-10 year) growth, and it must also not raise the existing level of service. This report will summarize information from the South Weber City Culinary Water Capital Facilities Plan (“CFP”) (Jones & Associates, June 2016) as it pertains to the enactment of the impact fee. A copy of this report can be obtained from South Weber City or the office of Jones and Associates.

Title 11, Chapter 36a, Part 3 of the Utah State Code outlines the requirements relating to Impact Fees. An Impact Fee Analysis is also required to be prepared before an Impact Fee can be implemented. The Impact Fee Analysis (“IFA”) will be performed by Zions Bank Public Finance and will be contained in a separate document.

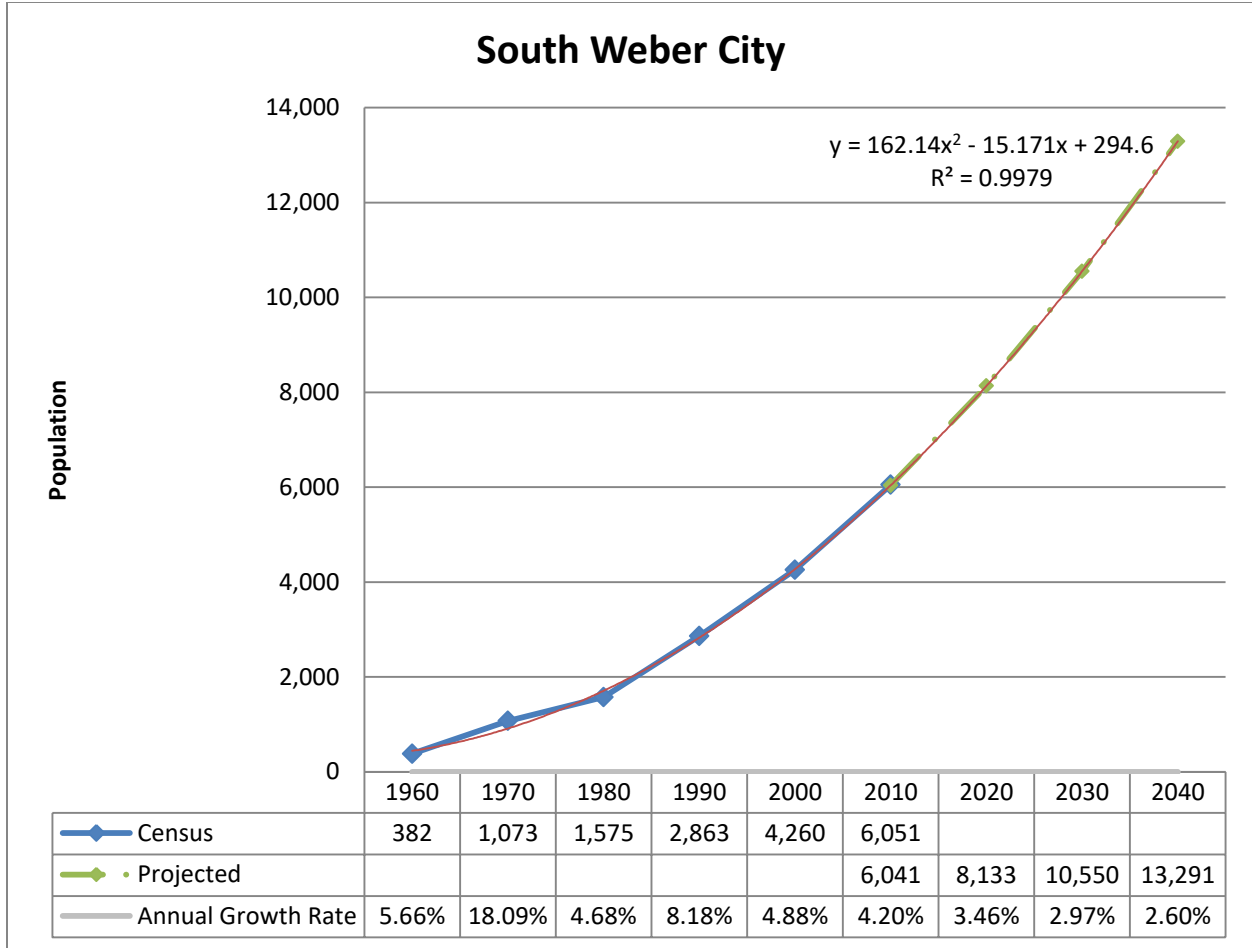
### 1.2 Growth Projections

Section 3.3 of the Capital Facilities Plan discusses the long term growth projections for South Weber City. This report will focus on the growth during the next decade.

The growth rate in South Weber City since 1880 has been very sporadic, bouncing between growth and decline. However, starting around 1960, the growth rate remained positive. A regression equation was applied to the population since 1960. The following equation emerged:

$$y = 162.14x^2 - 15.171x + 294.6$$

This equation has an associated  $R^2$  value of 0.9979. The  $R^2$  value represents how close the equation fits the data, with a value of 1.000 representing a perfect fit.



As described in the CFP, South Weber City is expected to reach a build-out population of about 12,700 around 2035. The Equivalent Residential Connection (ERC) growth is projected at the same growth rate as the population. (See the Capital Facilities Plan, Section 3.1 for further explanation of ERCs.)

**Table 1.2.1 - Population and ERC Projections (IFFP)**

Year	Population	ERCs	Increase from 2015
2015	7,046	2,252	-
2016	7,257	2,319	67
2017	7,471	2,388	136
2018	7,689	2,457	205
2019	7,909	2,528	276
2020	8,133	2,599	347
2021	8,360	2,672	420
2022	8,591	2,746	494
2023	8,824	2,820	568
2024	9,061	2,896	644
2025	9,301	2,973	721

## 1.3 Service Areas

### 1.3.1 Main Service Area

South Weber City is bounded by Layton City to the south, US Forest Service to the east, the Weber River to the north, and Hill Air Force Base and Riverdale City to the west. The City is traversed by US 89 and I-84. The culinary water system serves the majority of its customers from one, interconnected system. This main system includes multiple water sources and storage facilities.

### 1.3.2 Cottonwood Drive Area

Six (6) customers on Cottonwood Drive, located in between I-84 and the Weber River, are serviced via a separate connection to Weber Basin Water Conservancy District's transmission line. This area is not connected to the main distribution system and therefore does not benefit from the system's built-in redundancies and storage. An emergency connection to Uintah City's water system is located on Cottonwood Drive near the Weber River.

## 1.4 Level of Service

The Utah Administrative Code outlines minimum requirements for storage, supply, and system pressure. These requirements for the water supply, storage, and distribution are detailed in Sections 4, 5, and 6 of the Capital Facilities Plan, respectively. A summary is as follows:

*Table 1.4.1 – Level of Service*

Component	Measurement	DDW Requirement
Sources	<ul style="list-style-type: none"> <li>Flowrate</li> <li>Volume</li> </ul>	<ul style="list-style-type: none"> <li>800 gpd/ERC for Peak Day Demand</li> <li>146,000 gallons/ERC for Average Yearly Demand (0.448 ac-ft/ERC)</li> </ul>
Storage Facilities	<ul style="list-style-type: none"> <li>Volume</li> </ul>	<ul style="list-style-type: none"> <li>400 gallons/ERC</li> </ul>
Distribution System	<ul style="list-style-type: none"> <li>Pressure</li> </ul>	<ul style="list-style-type: none"> <li>20 psi during conditions of fire flow and fire demand experienced during peak day demand</li> <li>30 psi during peak instantaneous demand</li> <li>40 psi during peak day demand</li> </ul>

Meeting the State's minimum requirements is the City's existing level of service.

The culinary water supply and storage currently meet all levels of service as outlined in these sections. The distribution system is lacking appropriate fire flows in some areas, as detailed in Section 6.3 of the CFP.

**The City intends to maintain the existing level of service and meet all minimum requirements established in the Utah Administrative Code. Any deficiencies in meeting this level of service in the existing system are not part of this IFFP and will be corrected using funds from the City's Culinary Water Utility fund.**

## 1.5 Excess Capacity

Future growth will utilize the excess capacity in existing facilities as well as the capacity in new projects contained in the Capital Facilities Plan. Water projects constructed using City funds were examined to determine each component's excess capacity.

Utah Code 11-36a-202 Prohibitions on impact fees states:

*(1) A local political subdivision or private entity may not:*

*(a) impose an impact fee to:*

*(i) cure deficiencies in a public facility serving existing development;*

*(ii) raise the established level of service of a public facility serving existing development;*

*(iii) recoup more than the local political subdivision's or private entity's costs actually incurred for excess capacity in an existing system improvement; or*

*(iv) include an expense for overhead, unless the expense is calculated pursuant to a methodology that is consistent with:*

*(A) generally accepted cost accounting practices; and*

*(B) the methodological standards set forth by the federal Office of Management and Budget for federal grant reimbursement.*

In this section, excess capacity, if any, will be determined and evaluated.

### 1.5.1 Sources

As discussed in detail in Section 4 of the Capital Facilities Plan, South Weber currently has just enough source capacity to cover its existing customers, and **no excess**. As new development occurs, additional water will need to be acquired from WBWCD. The recommended option in the Capital Facilities Plan explains how the City can enter into an agreement with WBWCD to acquire shares of contract water on a yearly basis, as developments occurs, rather than buying in bulk and paying for water not yet needed. The recommended option of purchase will initially cost the City only the costs of entering into this agreement. Once this agreement is in place, the developer or property owner will pay the applicable WBWCD impact fee, with the City thereafter paying the operations and maintenance fee portion of the contract water on an annual basis. See Appendix A for a copy of Weber Basin's 2013 IFFP and IFA and Appendix B for a sample Weber Basin Water Supply Agreement.

Note: After receiving and reviewing a sample of Weber Basin's Water Supply Agreement, the estimated project cost to negotiate this contract increased due to some questionable language in the sample agreement.

### 1.5.2 Water Storage

With 2.5 million gallons (MG) of functioning capacity<sup>1</sup> system-wide, South Weber City has about 1.4 MG more storage than it currently requires (1.11 MG), and 0.725 MG more than is required at build-out (1.775 MG). Due to the possibility of a high demand user in zone 1, additional storage may be beneficial

---

<sup>1</sup> Assuming the 100,000 gallon tank is permanently offline.



at the west end of the water system as discussed in Section 5.3 of the CFP. This would require expanding the capacity of the west end water tanks to 1.5 MG.

**Table 1.5.2.1 – Excess Capacity - Storage**

	Volume <sup>1</sup> (gallons)	ERCs
Total Existing Storage (2015)	2,500,000	6,250
Total Existing Required Storage	1,110,800	2,252
Existing Required Storage (Indoor) 400 gal/ERC x 2,252 ERCs = 900,800 gal.		
Existing Required Storage (Fire Flow) (1,750 gpm x 120 minutes) = 210,000 gal.		
<b>Existing Excess Storage</b>	<b>1,389,200</b>	<b>3,473</b>

<sup>1</sup>Calculated using regulatory requirement of 400 gallons/ERC.

**Therefore, South Weber’s existing storage has enough excess capacity to support the estimated 721 additional ERCS anticipated in 2025, as well as enough excess capacity to support the projected build-out of 1,660 additional ERCs in 2035.**

Costs are known for the most recent water storage project. This project included Reservoir #4 (1 MG), its access road, transmission lines, and a pump station. The entirety of this project can be considered excess capacity as the reservoir and source connection were located to be able to service all water pressure zones.

Reservoir #4 and Pump Station cost.....	\$751,001.87
Access Road to Reservoir #4 and associated infrastructure cost .....	919,587.58
Engineering, electrical, SCADA, survey, property acquisition, etc.....	<u>476,072.91</u>
<b>Total Cost Attributable to Reservoir #4.....</b>	<b>\$2,146,661</b>

**1.5.3 Water Distribution**

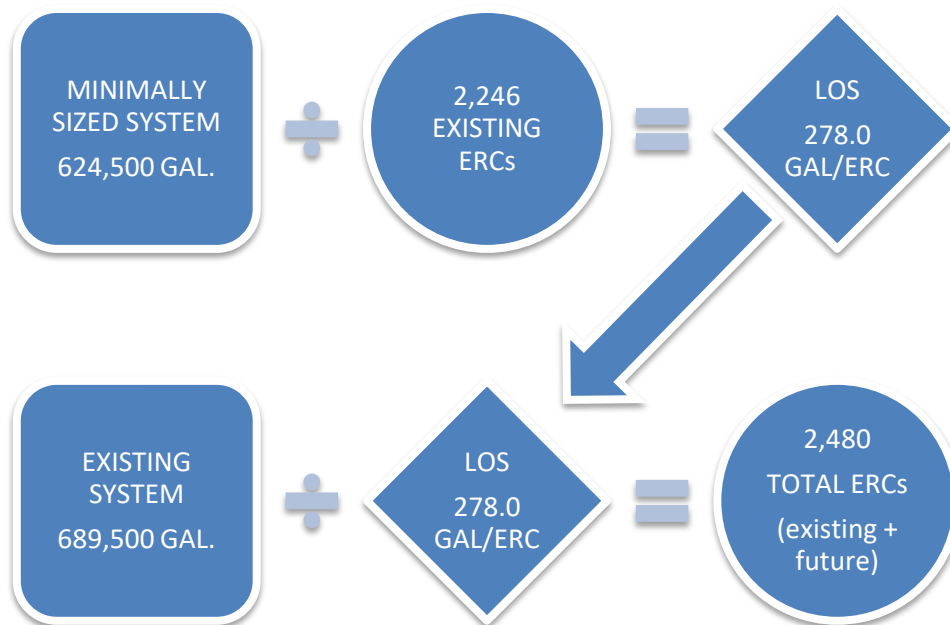
In preparation for future growth, South Weber City has upsized various distribution and transmission lines. The excess capacity in these lines will allow for developers to tie onto the existing system without causing the existing level of service to decline for the existing customers.

Water distribution systems are composed of interconnected and looped water lines. Identifying who, exactly, benefits from upsizing a water line is near impossible to determine. Therefore, the system was treated as a whole, minus the Cottonwood Drive area, and excess capacity of the system was determined as follows:

1. Recent projects (with known costs) that included intentionally upsized line were researched.
2. Using the water model for existing peak day demand, each segment of water line within each of project was downsized until the LOS flow rates and pressures for the existing customers was affected. This determined the minimum line size for that segment.

3. Once the minimum flow rates and pressures for the existing LOS were determined in the model, the volume of the system was used as the comparative unit in order to evaluate the excess capacity. The volume of a theoretically-determined, minimum-sized water distribution system was calculated by multiplying the linear footage of each size water line by its cross-sectional area. This total volume was divided by the total existing ERCs serviced to determine the minimum volume/ERC.
4. The existing water distribution system volume was determined, including the upsized lines. This volume was divided by the previously calculated level of service (minimum volume/ERC) to determine the total ERCs capable of being served while maintaining the existing level of service. Subtract the existing number of ERCs from this total numbers of ERCs to result in the excess ERCs.
5. The cost difference between the upsized line and the minimum line size was calculated.

**Figure 1.5.3.1 – Water Distribution Excess Capacity Methodology**



Applying this methodology to South Weber’s water system resulted in the following:

1. Total volume of minimally sized system – 624,500 gal.
2. Existing ERCs served – 2,246 (2,252 entire system minus 6 ERCs in Cottonwood Dr. service area)
3. Minimum volume/ERC – 278.0 gal./ERC
4. Total volume of existing system (including oversized lines) – 689,500 gal.
5. **Total ERCs able to be served by existing system – 689,500 gal. ÷ 278.0 gal./ERC = 2,480 ERCs**
6. **Excess ERCs – 2,480 – 2,246 = 234 excess ERCs**
7. **Upsize costs - \$122,243**

## 1.6 Future Development Needs

With so much ground that remains undeveloped, it is nearly impossible to predict where growth will happen over the next 10 years. The most active areas over the past few years have been the infill developments within the City where infrastructure is already available. Additionally, development is occurring adjacent to I-84 and near 475 East. Projects will be chosen, however, to serve the need when the development arises. Figure 7.1, Projects Map, in the CFP shows the planned project locations.

Table 1.6.1 shows the projects most likely to be constructed in the next 10 years. The column labeled "Impact Fee Eligible" are the portions of the projects that should be paid for through Impact Fees (i.e. System Improvements as defined in Utah Code 11-36a-102).

**Table 1.6.1 – Most Likely Capital Improvement Projects**

CFP Project Number	Project Description	Additional ERCs Served	Total Estimated Cost	Cost Breakdown	
				Replacement/ Deficiency	Impact Fee Eligible
1	Enter into contract with WBWCD for Impact Fee Pass-Through method of purchasing water	<b>1,660</b>	<b>\$22,000</b>	\$0	\$22,000
7	Connect Lincoln Lane and 2750 East; upsize to 8" 8075 South, 2575 East, and 2350 East (south of Deer Run Dr.); <u>upsized US 89 crossing at 8075 South to 12"</u> ; abandon existing 4" PSV and replace with new 8" PRV and line on Peachwood Dr.	<b>45<sup>2</sup></b>	<b>\$570,313</b>	\$532,734	\$37,577
13	Construct Connection #4 to WBWCD's transmission line with pump station to pump to Zone 4	<b>163<sup>3</sup></b>	<b>\$820,000</b>	\$0	\$820,000
		TOTALS	\$1,412,313	\$532,734	\$879,577

<sup>2</sup> Upsizing this crossing will directly affect the future development on the east side of US 89 (45 ERCs).


<sup>3</sup> This project directly benefits the future development in future pressure zone 3 (163 ERCs).

## 2.0 Certification

Per Utah Code 11-36a-306 – Certification of impact fee analysis:

I certify that the attached impact fee facilities plan:

1. Includes only the costs of public facilities that are:
  - a. Allowed under the Impact Fees Act; and
  - b. Actually incurred; or
  - c. Projected to be incurred or encumbered within six years after the day on which each impact fee is paid;
2. Does not include:
  - a. Costs of operation and maintenance of public facilities;
  - b. Costs for qualifying public facilities that will raise the level of service for the facilities, through impact fees, above the level of service that is supported by existing residents; or
  - c. An expense for overhead, unless the expense is calculated pursuant to a methodology that is consistent with generally accepted cost accounting practices and the methodological standards set forth by the federal Office of Management and Budget for federal grant reimbursement; and
3. Complies in each and every relevant respect with the Impact Fees Act.



---

Brandon K. Jones, P.E. – City Engineer

### 3.0 Bibliography

The Gordan Group. (n.d.). *Construction Cost Index-2016*. Retrieved August 1, 2016, from <https://www.rsmeans.com/products/books/2016-cost-data-books/construction-cost-indexes-2016.aspx>

**Appendix A**

**Treated Water Impact Fee Facilities Plan (IFFP)**

**and Impact Fee Analysis (IFA)**

**July 2013**

**Weber Basin Water Conservancy District**

# TREATED WATER IMPACT FEE FACILITIES PLAN (IFFP) AND IMPACT FEE ANALYSIS (IFA)

JULY 2013



WEBER BASIN WATER  
CONSERVANCY DISTRICT

PREPARED BY  
WEBER BASIN WATER CONSERVANCY DISTRICT &  
LEWIS YOUNG ROBERTSON & BURNINGHAM, INC.





## TABLE OF CONTENTS

<b>IMPACT FEE CERTIFICATION.....</b>	<b>3</b>
<b>SECTION 1: EXECUTIVE SUMMARY .....</b>	<b>4</b>
PROPOSED TREATED WATER IMPACT FEE.....	4
<b>SECTION 2: GENERAL IMPACT FEE METHODOLOGY .....</b>	<b>6</b>
<b>SECTION 3: SERVICE AREA, DEMAND, LOS, AND EXISTING FACILITIES.....</b>	<b>8</b>
SERVICE AREAS .....	8
DEMAND UNITS .....	8
LEVEL OF SERVICE STANDARDS .....	8
EXCESS CAPACITY.....	8
<b>SECTION 4: CAPITAL FACILITY ANALYSIS .....</b>	<b>9</b>
SYSTEM VS. PROJECT IMPROVEMENTS.....	9
FUNDING OF FUTURE FACILITIES.....	9
EQUITY OF IMPACT FEES.....	10
NECESSITY OF IMPACT FEES .....	10
<b>SECTION 5: TREATED WATER IMPACT FEE CALCULATION.....</b>	<b>11</b>
PROPOSED TREATED WATER IMPACT FEE.....	11
CONSIDERATION OF ALL REVENUE SOURCES.....	12
EXPENDITURE OF IMPACT FEES .....	12
PROPOSED CREDITS OWED TO DEVELOPMENT .....	12
GROWTH-DRIVEN EXTRAORDINARY COSTS.....	12
SUMMARY OF TIME PRICE DIFFERENTIAL.....	12
<b>APPENDIX A: TREATED WATER CAPITAL IMPROVEMENTS .....</b>	<b>13</b>



## IMPACT FEE CERTIFICATION

---

### IFFP CERTIFICATION

Lewis Young Robertson & Burningham, Inc. and Weber Basin Water Conservancy District jointly certify that the Impact Fee Facilities Plan (“IFFP”) prepared for treated water services:

1. includes only the costs of public facilities that are:
  - a. allowed under the Impact Fees Act; and
  - b. actually incurred; or
  - c. projected to be incurred or encumbered within six years after the day on which each impact fee is paid;
2. does not include:
  - a. costs of operation and maintenance of public facilities;
  - b. costs for qualifying public facilities that will raise the level of service for the facilities, through impact fees, above the level of service that is supported by existing residents;
  - c. an expense for overhead, unless the expense is calculated pursuant to a methodology that is consistent with generally accepted cost accounting practices and the methodological standards set forth by the federal Office of Management and Budget for federal grant reimbursement; and
3. complies in each and every relevant respect with the Impact Fees Act.

LEWIS YOUNG ROBERTSON & BURNINGHAM, INC.  
WEBER BASIN WATER CONSERVANCY DISTRICT

### IFA CERTIFICATION

LYRB certifies that the Impact Fee Analysis (“IFA”) prepared for treated water services:

1. includes only the costs of public facilities that are:
  - a. allowed under the Impact Fees Act; and
  - b. actually incurred; or
  - c. projected to be incurred or encumbered within six years after the day on which each impact fee is paid;
2. does not include:
  - a. costs of operation and maintenance of public facilities;
  - b. costs for qualifying public facilities that will raise the level of service for the facilities, through impact fees, above the level of service that is supported by existing residents;
  - c. an expense for overhead, unless the expense is calculated pursuant to a methodology that is consistent with generally accepted cost accounting practices and the methodological standards set forth by the federal Office of Management and Budget for federal grant reimbursement;
  - d. offsets costs with grants or other alternate sources of payment; and
3. complies in each and every relevant respect with the Impact Fees Act.

LYRB makes this certification with the following caveats:

1. All of the recommendations for implementation of the IFFP made in the IFFP documents or in the IFA documents are followed by District Staff and elected officials.
2. If all or a portion of the IFFP or IFA are modified or amended, this certification is no longer valid.
3. All information provided to LYRB is assumed to be correct, complete, and accurate. This includes information provided by the District as well as outside sources.

LEWIS YOUNG ROBERTSON & BURNINGHAM, INC.

## SECTION I: EXECUTIVE SUMMARY

The purpose of the Treated Water Impact Fee Facilities Plan (“IFFP”), with supporting Impact Fee Analysis (“IFA”), is to fulfill the requirements established in Utah Code Title 11 Chapter 36a, the “Impact Fees Act”, and help the Weber Basin Water Conservancy District (the “District”) plan necessary capital improvements for future growth. This document will address the future treated water infrastructure needed to serve the District through the next six to ten years, as well as the appropriate impact fees the District may charge to new growth to maintain the level of service (“LOS”).

The District has provided much of the information utilized in the analysis for the purposes of calculating impact fees. The majority of the District’s water is sold at wholesale pursuant to perpetual take-or-pay contracts. A portion of the District’s water is sold at retail to be used as secondary water for watering lawns, landscaping, etc. This IFFP and IFA only addresses treated water and does not include an analysis of secondary water. In addition, this document along with the recommended impact fee calculated herein, is only applicable to the creation of a District III water resource.

- ☞ **Impact Fee Service Area:** The service area for treated water impact fees includes all areas within the District. This document identifies capital projects that will help to maintain the same level of service enjoyed by existing residents into the future.
- ☞ **Demand Analysis:** The demand units utilized in this analysis are based on typical usage patterns measured in acre feet. As growth occurs within the District, additional acre feet of water will be required. The treated water capital improvements identified in this study are based on maintaining the current level of service.
- ☞ **Level of Service:** Since the district sells treated water through take-or-pay contracts, the level of service is considered to be one acre foot per year.
- ☞ **Excess Capacity:** This analysis calculates the impact fee for the creation of District III water resource. Thus, no excess capacity currently exists.
- ☞ **Capital Facilities Analysis:** A total of \$58,171,667 is identified as District-funded, growth related improvements over the next ten years. All of these costs are considered system improvements necessary to maintain the existing level of service.
- ☞ **Funding of Future Facilities:** Future growth related facilities will be funded utilizing impact fee revenue, utility fee revenue, and debt. However, the debt has not been included in the calculation of the impact fee since it has been included in the rate.

## PROPOSED TREATED WATER IMPACT FEE

The tables below illustrate the fee associated with projects occurring within the next ten years. The proportionate share analysis determines the proportionate cost assignable to new development based on the proposed capital projects and the estimated acre feet served by the proposed projects.

TABLE I.1: IMPACT FEE PER ACRE FOOT

	TOTAL COST	COST TO GROWTH	ACRE FEET SERVED	FEE PER ACRE FOOT
Future Capital Facilities	\$58,171,667	\$58,171,667	6,000	\$9,695.28
Professional Expense	\$7,500	\$7,500	6,000	\$1.25
<b>Total</b>	<b>\$58,179,167</b>	<b>\$58,179,167</b>		<b>\$9,697</b>



TABLE I.2: IMPACT FEE PER EQUIVALENT RESIDENTIAL CONNECTION (ERC)

FEE PER ACRE FOOT	ACRE FEET PER ERC	IMPACT FEE PER ERC
\$9,697	0.45	\$4,363

**NON-STANDARD TREATED WATER IMPACT FEES**

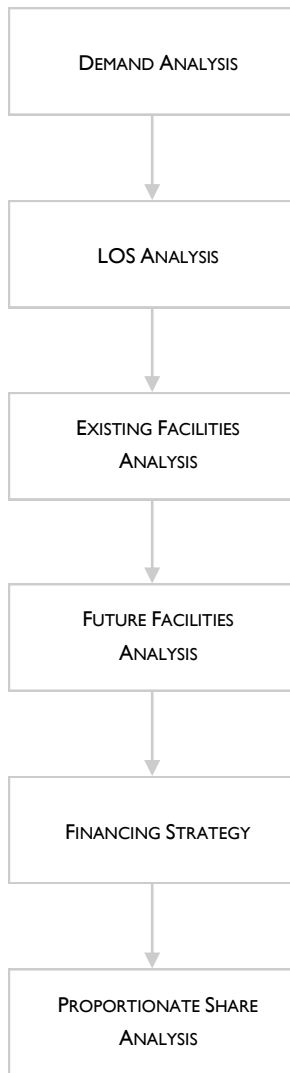
The District reserves the right under the Impact Fees Act to assess an adjusted fee that more closely matches the true impact that the land use will have upon public facilities.<sup>1</sup> This adjustment could result in a lower impact fee if the District determines that a particular user may create a different impact than what is standard for its land use.

---

<sup>1</sup> 11-36a-402(1)(c)

## SECTION 2: GENERAL IMPACT FEE METHODOLOGY

FIGURE 2.1: IMPACT FEE METHODOLOGY



The purpose of this study is to fulfill the requirements of the Impact Fees Act regarding the establishment of an IFFP and IFA. The IFFP is designed to identify the demands placed upon the District’s existing facilities by future development and evaluate how these demands will be met by the District. The IFFP is also intended to outline the improvements which are intended to be funded by impact fees. The IFA is designed to proportionately allocate the cost of the new facilities and any excess capacity to new development, while ensuring that all methods of financing are considered. Each component must consider the historic level of service provided to existing development and ensure that impact fees are not used to raise that level of service. The following elements are important considerations when completing an IFFP and IFA.

### DEMAND ANALYSIS

The demand analysis serves as the foundation for the IFFP. This element focuses on a specific demand unit related to each public service – the existing demand on public facilities and the future demand as a result of new development that will impact public facilities.

### LEVEL OF SERVICE ANALYSIS

The demand placed upon existing public facilities by existing development is known as the existing “Level of Service” (“LOS”). Through the inventory of existing facilities, combined with the growth assumptions, this analysis identifies the level of service which is provided to a community’s existing residents and ensures that future facilities maintain these standards. Any excess capacity identified within existing facilities can be apportioned to new development. Any demand generated from new development that overburdens the existing system beyond the existing capacity justifies the construction of new facilities.

### EXISTING FACILITY INVENTORY

In order to quantify the demands placed upon existing public facilities by new development activity, the Impact Fee Facilities Plan provides an inventory of the District’s existing system facilities. To the extent possible, the inventory valuation should consist of the following information:

- ☞ Original construction cost of each facility;
- ☞ Estimated date of completion of each future facility;
- ☞ Estimated useful life of each facility; and,
- ☞ Remaining useful life of each existing facility.

The inventory of existing facilities is important to properly determine the excess capacity of existing facilities and the utilization of excess capacity by new development.

### FUTURE CAPITAL FACILITIES ANALYSIS

The demand analysis, existing facility inventory and LOS analysis allow for the development of a list of capital projects necessary to serve new growth and to maintain the existing system. This list includes any excess capacity of existing facilities as well as future system improvements necessary to maintain the level of service. Any demand generated from new development that overburdens the existing system beyond the existing capacity justifies the construction of new facilities.



### **FINANCING STRATEGY – CONSIDERATION OF ALL REVENUE SOURCES**

This analysis must also include a consideration of all revenue sources, including impact fees, future debt costs, alternative funding sources and the dedication of system improvements, which may be used to finance system improvements.<sup>2</sup> In conjunction with this revenue analysis, there must be a determination that impact fees are necessary to achieve an equitable allocation of the costs of the new facilities between the new and existing users.<sup>3</sup>

### **PROPORTIONATE SHARE ANALYSIS**

The written impact fee analysis is required under the Impact Fees Act and must identify the impacts placed on the facilities by development activity and how these impacts are reasonably related to the new development. The written impact fee analysis must include a proportionate share analysis, clearly detailing each cost component and the methodology used to calculate each impact fee. A local political subdivision or private entity may only impose impact fees on development activities when its plan for financing system improvements establishes that impact fees are necessary to achieve an equitable allocation to the costs borne in the past and to be borne in the future (UCA 11-36a-302).

---

<sup>2</sup> 11-36a-302(2)

<sup>3</sup> 11-36a-302(3)

## SECTION 3: SERVICE AREA, DEMAND, LOS, AND EXISTING FACILITIES

### SERVICE AREAS

Utah Code requires the impact fee enactment to establish one or more service areas within which impact fees will be imposed.<sup>4</sup> The impact fees identified in this document will be assessed to a single, district-wide service area.

It is anticipated that the growth projected over the next ten years, and through buildout, will impact the District's existing services. Water infrastructure will need to be expanded in order to maintain the existing level of service. Impact fees have become an ideal mechanism for funding growth-related infrastructure. The District's capital plan and this analysis are designed to accurately assess the true impact of a particular user upon the District's infrastructure and prevent existing users from subsidizing new growth. This analysis also ensures that new growth isn't paying for existing system deficiencies. Impact fees should be used to fund the costs of growth-related capital infrastructure based upon the historic funding of the existing infrastructure and the intent of the District to equitably allocate the costs of growth-related infrastructure in accordance with the true impact that a user will place on the system.

### DEMAND UNITS

Assuming growth will increase as the District anticipates,<sup>5</sup> estimated growth in demand would be approximately 600 acre feet of treated water annually. The total capacity of the District III water resource is expected to be 6,000 acre feet.<sup>6</sup>

TABLE 3.1: PROJECTIONS

YEAR	CUMULATIVE ACRE FEET	ANNUAL INCREASE IN ACRE FEET
2013		
2014	600	600
2015	1,200	600
2016	1,800	600
2017	2,400	600
2018	3,000	600
2019	3,600	600
2020	4,200	600
2021	4,800	600
2022	5,400	600
2023	6,000	600

Source: Weber Basin Water Conservancy District

### LEVEL OF SERVICE STANDARDS

Since the district sells treated water through take-or-pay contracts, the level of service is considered to be one acre foot per year.

Impact fees cannot be used to finance an increase in the level of service to current or future users of capital improvements. Therefore, it is important to identify the water level of service currently provided within the District to ensure that the new capacities of projects financed through impact fees do not exceed the established standard. Current contracts for other water sources are based upon the delivery of acre feet per year, which includes source, storage and transmission.

### EXCESS CAPACITY

This analysis calculates the impact fee for the creation of a District III water resource. Thus, no existing facilities or excess capacity currently exist.

<sup>4</sup> UC 11-36a-402(a)

<sup>5</sup> Black & Veatch report

<sup>6</sup> An additional 3,000 acre feet is allocated to untreated water.

## SECTION 4: CAPITAL FACILITY ANALYSIS

Since the District III water resource is all attributed to new growth, all of the costs shown below will be included in the calculation of the impact fee. The list of future capital projects has been provided by the District. A table illustrating the year each facility will likely be funded is shown in Appendix A.

TABLE 4.1: ILLUSTRATION OF CAPITAL IMPROVEMENTS

CAPITAL FACILITIES	TREATED
Willard - Raising the Dam	\$6,666,667
36-inch parallel Weber Aqueduct	\$2,000,000
Misc Pipeline - New & Replacement	\$15,000,000
M&I Pipeline - 36-inch - Layton 1/2 cost for growth	\$3,380,000
Kaysville Area wells	\$2,500,000
North Salt Lake area wells	\$1,250,000
Washington Terrace Well	\$375,000
Davis North WTP - expansion	\$4,000,000
Weber South WTP - expansion	\$5,000,000
Weber West WTP - 20 MGD	\$14,000,000
Raw Water Storage - 1 max day volume	\$2,000,000
Storage Reservoir - 1-4 MG	\$2,000,000
<b>TOTAL</b>	<b>\$58,171,667</b>

The District has determined the projects included in this Impact Fee Facilities Plan using capital project and engineering data, planning analysis and other information. The accuracy and correctness of this plan is contingent upon the accuracy of the data and assumptions. Any deviations or changes in the assumptions due to changes in the economy or other relevant information used by the District for this study may cause this plan to be inaccurate and require modifications.

### SYSTEM VS. PROJECT IMPROVEMENTS

System improvements are defined as existing public facilities designed to provide services to service areas within the community at large and future public facilities that are intended to provide services to service areas within the community at large.<sup>7</sup> Project improvements are improvements and facilities that are planned and designed to provide service for a specific development (resulting from a development activity) and considered necessary for the use and convenience of the occupants or users of that development.<sup>8</sup> This analysis only includes the costs of system improvements related to new growth within the proportionate share analysis.

### FUNDING OF FUTURE FACILITIES

The IFFP must also include a consideration of all revenue sources, including impact fees and the dedication of system improvements, which may be used to finance system improvements.<sup>9</sup> In conjunction with this revenue analysis, there must be a determination that impact fees are necessary to achieve an equitable allocation of the costs of the new facilities between the new and existing users.<sup>10</sup>

In considering the funding of future facilities, the District has determined the portion of future projects that will be funded by impact fees as growth-related, system improvements. Impact fees are an appropriate funding and repayment mechanism of the growth-related improvements. Where applicable, impact fees will offset the cost of future facilities. However, impact fees cannot be used to fund non-qualified expenses (i.e. the costs to

<sup>7</sup> UC 11-36a-102(20)

<sup>8</sup> UC 11-36a102(13)

<sup>9</sup> 11-36a-302(2)

<sup>10</sup> 11-36a-302(3)



cure existing deficiencies, to raise the level of service, to recoup more than the actual cost of system improvements, the cost to fund overhead cannot be included in the calculation of impact fees. Other revenues such as utility rate revenue, grants, or loans can be used to fund these types of expenditures, as described below.

#### **UTILITY RATE REVENUES/WATER SALES**

Utility rate revenues or water sales serve as the primary funding mechanism for the District. Rates are established to ensure appropriate coverage of all operations and maintenance expenses, debt service coverage, and capital project needs. Impact fee revenues are generally considered non-operating revenues and help offset future capital costs.

#### **GRANTS AND DONATIONS**

Grants and donations are not currently contemplated in this IFFP. However, the impact fees will be adjusted if grants become available to reflect the grant monies received. A donor will be entitled to a reimbursement for the value of the improvements funded through impact fees if donations are made by new development.

#### **IMPACT FEE REVENUES**

Impact fees have become an ideal mechanism for funding growth-related infrastructure. Impact fees are charged to ensure that new growth pays its proportionate share of the costs for the development of public infrastructure. Impact fee revenues can also be attributed to the future expansion of public infrastructure if the revenues are used to maintain an existing level of service. Increases to an existing level of service cannot be funded with impact fee revenues. Analysis is required to accurately assess the true impact of a particular user upon the District infrastructure and to prevent existing users from subsidizing new growth.

#### **DEBT FINANCING**

In the event the District has not amassed sufficient impact fees to pay for the construction of time sensitive or urgent capital projects needed to accommodate new growth, the District must look to revenue sources other than impact fees for funding. The Impact Fees Act allows for the costs related to the financing of future capital projects to be legally included in the impact fee. This allows the District to finance and quickly construct infrastructure for new development and reimburse itself later from impact fee revenues for the costs of principal and interest.

While the capital facilities shown in this analysis will likely be funded through impact fees, the costs associated with financing the facilities has been included in the calculation of the rate and has not been included in the calculation of the impact fee.

#### **EQUITY OF IMPACT FEES**

Impact fees are intended to recover the costs of capital infrastructure that relate to future growth. The impact fee calculations are structured for impact fees to fund 100% of the growth-related facilities identified in the proportionate share analysis as presented in the impact fee analysis. Even so, there may be years that impact fee revenues cannot cover the annual growth-related expenses. In those years, other revenues may be used to make up any annual deficits. Any borrowed funds are to be repaid in their entirety through impact fees.

#### **NECESSITY OF IMPACT FEES**

An entity may only impose impact fees on development activity if the entity's plan for financing system improvements establishes that impact fees are necessary to achieve parity between existing and new development. This analysis has identified the improvements to public facilities and the funding mechanisms to complete the suggested improvements. Impact fees are identified as a necessary funding mechanism to help offset the costs of new capital improvements related to new growth. In addition, alternative funding mechanisms are identified to help offset the cost of future capital improvements.

## SECTION 5: TREATED WATER IMPACT FEE CALCULATION

The calculation of impact fees relies upon the information contained in this analysis. Impact fees are calculated based on many variables centered on proportionality and level of service. **As a result of new growth, the water system is in need of expansion to perpetuate the level of service that the District has historically maintained.** The District has proposed the creation of the District III water resource. The District has provided the recommended capital projects that will maintain the established level of service.

### PROPOSED TREATED WATER IMPACT FEE

The IFFP must properly complete the legislative requirements found in the Impact Fee Act if it is to serve as a working document in the calculation of appropriate impact fees. The following paragraphs describe the methodology used for calculating impact fees in this analysis.

#### PLAN BASED (FEE BASED ON DEFINED CIP)

Impact fees can be calculated using a specific set of costs specified for future development. The improvements are identified in the IFFP, CFP or CIP as growth related projects. The total project costs are divided by the total demand units the projects are designed to serve. Under this methodology, it is important to identify the existing level of service and determine any excess capacity in existing facilities that could serve new growth. In the case of Weber Basin Water Conservancy District, no excess capacity exists.

#### TREATED WATER IMPACT FEE CALCULATION

The tables below illustrate the fee associated with projects occurring within the next ten years. The proportionate share analysis determines the proportionate cost assignable to new development based on the proposed capital projects and the estimated acre feet served by the proposed projects.

TABLE 5.1: CALCULATION OF PROPORTIONATE IMPACT FEE

	TOTAL COST	COST TO GROWTH	ACRE FEET SERVED	FEE PER ACRE FOOT
Future Capital Facilities	\$58,171,667	\$58,171,667	6,000	\$9,695.28
Professional Expense	\$7,500	\$7,500	6,000	\$1.25
<b>Total</b>	<b>\$58,179,167</b>	<b>\$58,179,167</b>		<b>\$9,697</b>

A total of \$58.1 million is identified as the necessary future capital cost to maintain the level of service for new development activity. The professional expense includes costs to update the IFFP and IFA within the next ten years. The cost to growth for capital projects as well as the professional expense is applied to the acre feet projected over the planning horizon. The total fee per acre foot is estimated at \$9,697. The impact fee per connection is illustrated in the Table 6.2.

TABLE 5.2: IMPACT FEE PER ERC

FEE PER ACRE FOOT	ACRE FEET PER ERC	IMPACT FEE PER ERC
\$9,697	0.45	\$4,363

#### NON-STANDARD TREATED WATER IMPACT FEES

The District reserves the right under the Impact Fees Act<sup>11</sup> to assess an adjusted fee that more closely matches the true impact that the land use will have upon the District's treated water system. This adjustment could result in a different impact fee if evidence suggests a particular user will create a different impact than what is standard for its category.

<sup>11</sup> UC 11-36a-402(1)(c)

## **CONSIDERATION OF ALL REVENUE SOURCES**

The Impact Fees Act requires the proportionate share analysis to demonstrate that impact fees paid by new development are the most equitable method of funding growth-related infrastructure. See Section 4 for further discussion regarding the consideration of revenue sources.

## **EXPENDITURE OF IMPACT FEES**

Legislation requires that impact fees should be spent or encumbered within six years after each impact fee is paid. Impact fees collected in the next five to six years should be spent only on those projects outlined in the IFFP as growth related costs to maintain the LOS.

## **PROPOSED CREDITS OWED TO DEVELOPMENT**

The Impact Fees Act requires that credits be paid back to development for future fees that will pay for growth-driven projects included in the Impact Fee Facilities Plan that would otherwise be paid for through user fees. Credits may also be paid to developers who have constructed and donated facilities to that District that are included in the IFFP in-lieu of impact fees. This situation does not apply to developer exactions or improvements required to offset density or as a condition of development. Any project that a developer funds must be included in the IFFP if a credit is to be issued.

In the situation that a developer chooses to construct facilities found in the IFFP in-lieu of impact fees, the decision must be made through negotiation with the developer and the District on a case-by-case basis.

## **GROWTH-DRIVEN EXTRAORDINARY COSTS**

The District does not anticipate any extraordinary costs necessary to provide services to future development.

## **SUMMARY OF TIME PRICE DIFFERENTIAL**

The Impact Fees Act allows for the inclusion of a time price differential to ensure that the future value of costs incurred at a later date are accurately calculated to include the costs of construction inflation. While an inflation component may be included in the impact fee analysis to reflect the future cost of facilities, it is not considered in the cost estimates in this study. The District may choose to include an annual inflation rate on projects or an annual inflation in the impact fee to account for the increase in capital costs over time.



**APPENDIX A: TREATED WATER CAPITAL IMPROVEMENTS**

	2013	2014	2015	2016	2017	2018	2019	2020	2021	2022	2023	TOTAL
Willard - Raising the Dam			3,333,333	3,333,333								
36-inch parallel Weber Aqueduct		2,000,000										
Misc Pipeline - New & Replacement	1,000,000	1,000,000	1,000,000	1,000,000	1,000,000	1,000,000	1,000,000	1,000,000	1,000,000	3,000,000	3,000,000	
M&I Pipeline - 36-inch - Layton 1/2 cost for growth	2,000,000	1,380,000										
Kaysville Area wells			500,000	1,000,000	1,000,000							
North Salt Lake area wells		500,000	750,000									
Washington Terrace Well	175,000	200,000										
Davis North WTP - expansion				4,000,000								
Weber South WTP - expansion						5,000,000						
Weber West WTP - 20 MGD								2,000,000	2,000,000	5,000,000	5,000,000	
Raw Water Storage - 1 max day volume										2,000,000		
Storage Reservoir - 1-4 MG					2,000,000							
<b>Total Capital Projects</b>	<b>\$3,175,000</b>	<b>\$5,080,000</b>	<b>\$5,583,333</b>	<b>\$9,333,333</b>	<b>\$4,000,000</b>	<b>\$6,000,000</b>	<b>\$1,000,000</b>	<b>\$3,000,000</b>	<b>\$3,000,000</b>	<b>\$10,000,000</b>	<b>\$8,000,000</b>	<b>\$58,171,667</b>

## **Appendix B**

### **Sample Weber Basin**

### **Water Supply Agreement**

**WATER SUPPLY AGREEMENT**

**BETWEEN THE WEBER BASIN WATER CONSERVANCY DISTRICT**

**AND \_\_\_\_\_ CITY**

**THIS AGREEMENT** (this “Agreement”) is made this \_\_\_\_ day of \_\_\_\_\_, 20\_\_\_\_, between the **WEBER BASIN WATER CONSERVANCY DISTRICT**, a water conservancy district organized under the laws of the State of Utah, with its principal place of business at Davis County, Utah, herein styled the “District”, and \_\_\_\_\_ **CITY**, a municipal corporation of the State of Utah, herein styled the “City”. The District and the City are herein sometimes referred to individually as a “Party” and collectively as the “Parties”.

**RECITALS**

A. The District expects to have water available from the Weber River and other sources for irrigation, municipal, industrial and other uses and, subject to such availability, is willing to make a portion thereof available for use by the City.

B. The District and the City have determined that it is advantageous to the Parties and their customers to enter into this Agreement instead of entering into separate take-or-pay contracts or other arrangements with respect to the development of individual water resources and facilities and the supplying of water and related services.

C. The Impact Fees Act recognizes that political subdivisions may collect impact fees representing a “proportionate share” of the cost of water supply public facility improvements that are “owned or operated by or on behalf of a local political subdivision”. Utah Code Ann. § 11-36-102(12). The City is a political subdivision of the State of Utah. The City assesses and collects impact fees to cover the cost of capital improvements necessary to deliver water to new customers within the City. The City has determined that it will be more cost

effective and efficient to contract with the District to provide a portion of the water that will be delivered to the City's customers and for the District to construct, replace and operate capital facilities required to divert, treat, store and deliver that water for the benefit of the City and its customers.

D. The Parties intend that the City will collect an impact fee and remit to the District that portion of the fee to enable the District to recover its cost of acquiring and/or constructing from time to time the water supply, treatment and distribution facilities provided by the District as provided in this Agreement, the debt service on any debt incurred by the Conservancy District to finance or refinance such acquisition and/or construction, and other expenses properly allocable thereto, and that the Conservancy District's operation, maintenance and other expenses properly allocable thereto will be paid by the City, as provided for in this Agreement.

E. Each party has submitted this Agreement to its respective attorney for review as to proper form and compliance with applicable law, in satisfaction of Utah Code Ann. § 11-13-202.5(3).

## **AGREEMENT**

In consideration of the mutual and dependent covenants and agreements herein contained, it is hereby agreed by and between the Parties hereto as follows:

### **SECTION 1**

#### **EFFECTIVE DATE; TERM; APPLICABILITY**

*Section 1.1 Recitals.* The foregoing recitals are adopted by reference as part of this Agreement.

*Section 1.2. Effective Date; Term.* This Agreement shall become effective upon (i) its execution by both Parties, and (ii) the filing of an executed copy of this Agreement with the

keeper of records of each of the parties. Unless previously terminated by the mutual written agreement of the parties, this Agreement shall remain in full force and effect until the later of (i) forty (40) years from the effective date of the Agreement or (ii) such later date as may be agreed upon by the Parties.

***Section 1.3 Applicability.*** The City shall modify and amend its capital facilities plan and to recalculate its impact fees to include water supply, treatment and distribution facilities that will be provided by the District pursuant to this Agreement. The City agrees, in good faith, to complete the legal requirements necessary to implement the new impact fees promptly. In this regard, the District agrees to cooperate with the City by providing such data and information as may be needed to identify and justify those facilities as part of the City's capital facilities plan and the inclusion of the same in the impact fee analysis, including, but not limited to, the amount of any debt service that the District expects to incur to finance or refinance the development, construction and replacement of such facilities. The City will remit to the District that portion of the impact fees collected by the City attributable to the water supply, treatment and distribution facilities to be provided by the District pursuant to this Agreement. The District will periodically conduct long term planning, as recognized in Section 2.1 of this Agreement, and changes in the District's long-term plan, and other factors, may cause it to change the Capital Charge allocable to the water supply, treatment and distribution facilities provided for the benefit of the City pursuant to this Agreement.

## **SECTION 2**

### **WATER SUPPLY**

***Section 2.1 Long-Term Plan.*** Within sixty (60) days after execution of this Agreement and annually thereafter, the City shall submit to the District a written projection of its anticipated



water needs over the ensuing thirty (30) years. The District will use such projections, to the extent that the District expects to have water available to meet such needs as well as the needs of the District's other customers, in developing a plan ("Plan") contemplating the expansion and improvement of the District's water system and governing the anticipated acquisition, construction and/or replacement of facilities necessary to supply water within the City's service area (as well as to other customers of the District), with a planning horizon of approximately thirty (30) years or more. The District shall maintain the Plan in effect and update and revise it from time to time as the District deems necessary or advisable. The District shall maintain a copy of the Plan on file at its principal office, available for public inspection during the District's business hours. Upon request, a copy of the Plan shall be provided to the City, which may use the Plan in developing its own capital facilities plan and establishing impact fees to be charged by the City from time to time, and for any other purpose as otherwise deemed necessary or advisable by the City in authorizing and imposing the fees and/or assessments that it will collect in order to meet its obligations to pay the District hereunder.

***Section 2.2. Sale of Water.*** To the extent consistent with the Plan (as amended from time to time by the District as above provided) and subject to the then availability of water and the terms and conditions of this Agreement, the District shall sell to the City the right to use that number of acre-feet of water for which the City has paid the Capital Charge required by paragraph 3.1 below. The water delivered hereunder shall meet current standards for drinking water as established by the Department of Environmental Quality of the State of Utah, the United States Environmental Protection Agency and any other governmental jurisdiction having authority effective on the date of delivery.

## SECTION 3

### CHARGES AND PAYMENTS

*Section 3.1. Capital Charge.* The District shall from time to time, with advance written notice of at least six (6) months, determine and inform the City of the amount of the fee or assessment (“Capital Charge”) per acre-foot of water subject to this Agreement, that the District has determined to be necessary to pay for the capital facilities that the District will develop, construct and replace from time to time to supply, treat and distribute said water, the debt service on any debt that it may incur to finance or refinance the development, construction and replacement of such facilities, and other capital expenses properly allocable thereto. The District agrees that all capital facilities on which the Capital Charge will be based will have a life expectancy of ten (10) or more years. The City shall levy said Capital Charges pursuant to existing legal requirements as a precondition of approving any development, granting any building permit, and providing water service to its customers, and shall use every reasonable effort to collect all such Capital Charges and pay them to the District. The City agrees that it will not approve any development activity (including, but not limited to, final plat approval), issue any building permit, or allow a connection to its water system until the applicable Capital Charge has been paid to the District. The City shall have no right to demand and receive water from the District pursuant to this Agreement except to the extent the City has levied said Capital Charges pursuant to existing legal requirements as part of the City’s impact fees, is prepared to remit the same to the District pursuant to Section 3.4.1 below, and has substantially complied with all other material requirements of this Agreement. The City agrees that it will not deliver any water received from the District pursuant to this Agreement to a connection to its water system until

the applicable Capital Charge has been collected and received by the City to be paid to the District pursuant to Section 3.4.1 below.

**Section 3.2. O&M Charges.** The City shall pay to the District a fee (“Fixed O&M Charge”) to cover the District’s operation, maintenance and other expenses properly allocable to making the water which is the subject of this Agreement available to the City, without regard to whether or not the City uses such water, and a reasonable fee (“Variable O&M Charge”) to cover the District’s operation, maintenance and other expenses properly allocable to providing the water which is used by the City under this Agreement. The Variable O&M Charge shall be imposed on the basis of the number of acre-feet of water delivered to the City by the District. The amount of the Fixed O&M Charge and the Variable O&M Charge shall be determined by the District based upon its annual operation, maintenance and replacement budget, which may include, but is not limited to (i) cost of water treatment, (ii) cost of water delivery, (iii) electrical charges and pumping costs, (iv) cost of maintaining the Weber Basin Project facilities, (v) the most current projections of deliveries by the District to its customers, (vi) any other impacts to the operation and maintenance of the District, and (vii) recovery of any amount by which Capital Charges hereunder are insufficient to cover the District’s actual costs and expenses referred to in Section 3.1 above. The District shall annually determine and inform the City of the amount of the Fixed O&M Charge and rate of the Variable O&M Charge to be applicable for the next succeeding calendar year. The District may also review and readjust the Fixed O&M Charge and/or the Variable O&M Charge rate whenever shortfalls in the District’s collections have caused or are reasonably expected to cause its operation and maintenance funds to be unduly depleted. The District shall give the City not less than six (6) months advance written notice of

any increase in the Fixed O&M Charge and/or the Variable O&M Charge resulting from the application of clause (vii) above.

***Section 3.3. Security for Payments; Delinquency.*** The City shall sell the right to use the water subject to this Agreement at rates sufficient to enable it to make the payments as provided in Section 3.4 below, and hereby grants to the District a first lien upon the proceeds of each such sale to secure said payments. To the extent that the proceeds of such water sales are not adequate to pay the annual amounts due the District under Section 3.4 hereof, the Board of Trustees of the City shall annually levy such taxes and assessments as are allowed by law upon the property within the boundaries of the City as may be required to meet such deficit. The District may withhold, in whole or in part, delivery of water to the City if it is delinquent in the payment of any funds payable to the District under this Agreement. Any charge imposed by this Agreement is deemed delinquent if not made when due. All delinquent payments shall bear interest from the date the payment was due at eighteen per cent (18%) per annum. The District may also impose late charges to be paid by the City if it is delinquent by more than sixty (60) days in the payment of any funds due under this Agreement. Each payment by the City to the District shall be credited first to interest and late charges then owing and then to the delinquent balance.

***Section 3.4. Billing and Payment.***

***Section 3.4.1. Capital Charges.*** The City shall collect the Capital Charges for all new platted subdivision lots and new connections within the City's jurisdiction as set forth in Section 3.1 above. Within thirty (30) days after the end of each calendar quarter during the term of this Agreement, the City shall compile a report detailing the total number of acre-feet of water

for which it has collected a Capital Charge for that quarter and submit the report to the District, along with the payment of all applicable Capital Charges.

**Section 3.4.2. O&M Charges.** No more frequently than each calendar quarter during the term of this Agreement, the District shall determine the amount of treated water delivered pursuant to this Agreement through the District's water system to the City for the preceding calendar quarter, and shall send a statement to the City for the Variable O&M Charge due to the District with respect to such deliveries, as well as the Fixed O&M Charge due hereunder for that calendar quarter. The City shall pay said Variable O&M Charge and Fixed O&M Charge within thirty (30) days after the date of such statement.

**Section 3.4.3. Meter Bypass.** Should the meter be bypassed or fail to operate for any reason beyond the reasonable control of the District, the parties agree in good faith jointly to attempt to estimate the length of time the meter was out of service and the amount of water delivered to the City during that period and the City shall pay for water based upon that estimate.

## **SECTION 4**

### **ADDITIONAL OBLIGATIONS OF THE PARTIES**

**Section 4.1. Operations.** The City shall operate and maintain, without cost to the District, all of its facilities necessary to take and utilize its water, including the water the use of which is purchased under this Agreement.

**Section 4.2 Beneficial Use of Water.** The basis, the measure, and limit of the right of the City to the use of District water shall rest perpetually in the beneficial application thereof. The City agrees to put the water purchased hereunder to beneficial use in accordance with law.

**Section 4.3. Point of Delivery of District Water.** Water furnished under this Agreement shall be delivered and measured to the City at a point \_\_\_\_\_

\_\_\_\_\_ or at such other point or points as may be mutually agreed upon by the Parties. In the event the water is to be delivered to any point other than one at which deliveries can be made at the time of execution of this Agreement, the City shall construct, at its own expense, any new facilities necessary to effect such new point(s) of delivery, including without limitation any costs to connect to existing facilities. The District will not charge the City any fee to connect such new facilities to existing facilities, but such new connections (including complete construction of the meter vaults) must be approved by the District and constructed according to the District's design requirements. The District will own, operate and be responsible for the meter at the point of delivery, all facilities within the meter vault which are upstream of the meter, and the meter vault and related structural appurtenances. The City will own, operate and be responsible for all facilities within the meter vault which are downstream of the meter. It shall not be the responsibility of the District to provide facilities to convey water from the above-mentioned point of delivery to the place of use unless otherwise agreed in writing by the District and the City. The District does not guarantee pressures and is not responsible for fluctuations in pressure, whether or not caused by the failure of devices regulating pressure. The City shall provide sufficient storage, at its own expense, to maintain a near constant rate of flow from the District. The City shall take and use water under this and all other contracts between the City and the District in accordance with normal annual demand patterns not to exceed a summer daily peaking factor of 2.0, which is determined by the maximum daily flow rate divided by the average daily flow rate. The average daily flow rate is the total annual contracted water under this and all other contracts between the City and the District divided by 365. If such demand pattern is exceeded, a capacity surcharge will be added to the Fixed and Variable O&M Charge for each acre-foot of water contracted for or delivered.

The surcharge will be calculated at forty percent (40%) of the total water rate per acre foot of all contracted water multiplied by the difference between the actual daily summer peaking factor and the allowed daily summer peaking factor of 2.0. For example, if the actual daily summer peaking factor is 2.8, and the then total Fixed and Variable O&M rate is \$81.00, the surcharge will be \$25.92 per acre foot ( $.40 \times \$81.00 \times [2.8 - 2.0]$ ).

***Section 4.4. Back-Flow Prevention Program.*** The City shall be responsible to conduct and enforce an ongoing cross-connection control program throughout the City. This is required so as to ensure good quality water is delivered to the City residences, as well as to other District customers. The program must comply with applicable State regulations.

***Section 4.5. Sale of District Water Limited.*** The City agrees not to sell the use of District water purchased under this Agreement to any person outside the boundaries of the City, as now or hereafter fixed, either on a permanent or temporary basis, without the advance consent in writing of the District.

***Section 4.6. Accounting and Recordkeeping.*** The City shall maintain a standard set of books to account for (a) all acre-feet of water the right to use which it has purchased under this Agreement; (b) all money received and expended as provided by law; and (c) the disposition of all water delivered pursuant to this Agreement. The District shall have the right to inspect and copy such books and records during normal business hours from time to time during the term of this Agreement.

***Section 4.7. Compliance with Federal and State Regulations on Pollution.*** Both the City and the District agree to comply fully with all applicable Federal laws, orders and regulations, and the laws of the State of Utah, all as administered by appropriate authorities, concerning the pollution of streams, reservoirs, ground water, or water courses with respect to

thermal pollution or the discharge of refuse, garbage, sewage effluent, industrial waste, oil, mine tailings, mineral salts, or other pollutants.

## **SECTION 5**

### **WATER SHORTAGE**

*Section 5.1. General.* In the event there is a shortage of District water caused by drought, inaccuracy in distribution not resulting from negligence, hostile diversion, prior or superior claims, or other causes not within the control of the District, no liability shall accrue against the District, or any of its officers, agents or employees, for any damage, direct or indirect, arising therefrom and the payments to the District provided for herein shall not be reduced because of any such shortage or damage. During periods of water shortage allocation of municipal water shall have first priority. If there should ever be any shortage of municipal water, deliveries to the City shall be reduced in the proportion that the number of acre-feet of such shortage as determined by the District bears to the total number of acre-feet allocated for municipal use.

## **SECTION 6**

### **WATER CONSERVATION**

*Section 6.1. Water Conservation and Secondary Systems.* The City shall, at a minimum, take the following actions to conserve and protect water: (i) prepare and maintain a current water conservation plan which shall meet the requirements of, and any standards set forth by, the Utah Division of Water Resources; (ii) enact a water conservation rate structure for water use throughout its retail system; (iii) enact a time of day water use ordinance; (iv) enact appropriate landscape ordinances; and (v) evaluate and promote the use of secondary irrigation systems and water conservation measures within its jurisdiction.



**SECTION 7**

**EXISTING CONTRACTS**

*Section 7.1. Existing Contracts.* This Agreement is separate and distinct from and is for an allotment of water in excess of and in addition to, the following described contract(s) entered into between the Parties prior to the date of this Agreement (the “Existing Contracts”):

<u>Acre-feet</u>	<u>Contract Date</u>	<u>District Approved</u>
------------------	----------------------	--------------------------

The District will continue to provide water to the City pursuant to the terms of the Existing Contracts. In the event the City uses more water than is provided for under the terms of the Existing Contracts and this Agreement, the amount of such overuse shall be allocated to the most recent of the Existing Contracts and shall be subject to the District’s overuse policy then in effect.

**SECTION 8**

**ADMINISTRATION**

*Section 8.1. Administration and Representatives.* The District appoints Tage I. Flint, its General Manager, as its representative and initial contact for all matters relating to the District’s participation in this Agreement. The City appoints \_\_\_\_\_, - \_\_\_\_\_, as its representative and initial contact for all matters relating to the City’s participation in this Agreement. Should either of the representatives named above cease to be employed by the represented Party, unless the said Party otherwise notifies the other party to this Agreement in writing, the employee who replaces the prior representative (e.g., the City’s new \_\_\_\_\_) shall become the new representative of that Party for purposes of this Agreement. Either Party may, at any time, change the designation of its representative by

providing written notice to the other Party. No separate legal entity is created by this Agreement and there shall be no joint acquisition or ownership of property and it will not be necessary to dispose of property on the termination of this Agreement. The District is a wholesale provider of culinary water to municipalities, local districts and other wholesale customers. All capital facilities which are developed, constructed and replaced to supply, treat and distribute the water which is the subject of this Agreement will be owned and operated by the District, and the proportionate part of those facilities for which the City pays a Capital Charge as provided in this Agreement will be used to supply, treat and distribute such water for the use and benefit of the City. To the extent that any administration of this Agreement becomes necessary, then the Parties' representatives just named, or their designated designees or successors, shall constitute a joint board for such purpose.

**Section 8.2. Personnel Status.** The District and the City employees providing services pursuant to or consistent with the terms of this Agreement are solely the officers, agents or employees of the employing entity. Each Party shall assume any and all liability for the payment of salaries, wages or other compensation due or claimed to be due its employees, including worker's compensation claims, and each Party shall hold the other harmless therefrom. The District shall not be liable for compensation or indemnity to any City employee and the City shall not be liable for compensation or indemnity to any District employee for any injury or sickness arising out of his or her employment, and each Party hereby agrees to hold the other Party harmless against any such claim.

**Section 8.3. No Joint Venture.** This Agreement shall not constitute a joint venture between the District and the City. Neither Party is nor shall be the legal representative or agent of the other Party for any purpose and a Party shall have no power to assume or create, in writing

or otherwise, any obligation or responsibility of any kind, express or implied, in the name of or on behalf of the other Party, and neither Party shall have any obligation with respect to the other Party's debts and other liabilities.

**Section 8.4. Personnel and Equipment.** Each Party, to the extent needed, shall supply at its own cost all personnel, equipment, supplies and materials necessary to perform its obligations and intended actions as set forth in this Agreement.

**Section 8.5. Financing.** The financial aspects of this Agreement are specified in Section 3. Each party will be responsible for maintaining its own financial budget for both income and expenditures arising under this Agreement.

## SECTION 9

### MISCELLANEOUS PROVISIONS

**Section 9.1. Water Conservancy District Act of Utah.** This Agreement, and any amendments thereto, shall be governed by and subject to Title 17B, Chapter 2a, Part 10, Utah Code Ann. 1953, as amended, Water Conservancy District Act, and the rules and regulations of the Board of Trustees of the District, as the same have been and may hereafter be supplemented or amended.

**Section 9.2. Assignment Limited - Successors and Assigns Obligated.** The provisions of this Agreement shall apply to and bind the successors and assigns of the Parties hereto, but no assignment or transfer of this Agreement or any part hereof or interest herein shall be valid until approved in advance by the Board of Trustees of the District.

**Section 9.3. Interpretation.** The provisions of this Agreement shall be governed by and construed in accordance with the laws of the State of Utah. In the event an ambiguity or question of intent or interpretation arises, no presumption or burden of proof shall arise favoring

or disfavoring any Party by virtue of the authorship of any of the provisions of this Agreement. The paragraph headings contained herein are for purposes of reference only and shall not limit, expand, or otherwise affect the interpretation of any provision hereof. Whenever the context requires, the singular shall include the plural, the plural shall include the singular, the whole shall include any part thereof, any gender shall include the masculine, feminine and neuter gender, and the term "person" shall include any individual, firm, partnership (general or limited), joint venture, corporation, limited liability company, trust, association, or other entity or association or any combination thereof. If any provision of this Agreement or the application thereof to any person or circumstance shall be invalid or unenforceable to any extent, the remainder of this Agreement and the application of such provision to other persons or circumstances shall not be affected thereby and shall be enforced to the extent permitted by applicable law.

***Section 9.4. Effect.*** The provisions of this Agreement shall bind and inure to the benefit of the Parties hereto and their respective permitted successors and assigns. The Parties hereby agree for themselves, and for their successors and assigns, to execute any instruments and to perform any act which may be necessary or proper to carry out the purposes of this Agreement.

***Section 9.5. Amendments.*** This Agreement sets forth the entire understanding of the Parties with respect to the subject matter hereof, and all prior negotiations, understandings, representations, inducements and agreements, whether oral or written and whether made by a Party hereto or by any one acting on behalf of a Party, shall be deemed to be merged in this Agreement and shall be of no further force or effect. No amendment, modification, or change in this Agreement shall be valid or binding unless reduced to writing and signed by all of the Parties hereto.

**Section 9.6. Expenses of Enforcement.** In any proceeding to enforce, interpret, rescind or terminate this Agreement or in pursuing any remedy provided hereunder or by applicable law, the prevailing Party shall be entitled to recover from the other Party all costs and expenses, including a reasonable attorney's fee, whether such proceeding or remedy is pursued by filing suit or otherwise, and regardless of whether such costs, fees and/or expenses are incurred in connection with any bankruptcy proceeding.

**Section 9.7. Resolution Required.** This Agreement shall not be effective until approved by a resolution of the governing body of each Party. The individuals signing this Agreement on behalf of the District represent and warrant, through their signatures, that the execution of this Agreement has been approved by a resolution duly adopted by the governing authority of the District. Similarly, the individuals signing this Agreement on behalf of City represent and warrant, through their signatures, that the execution of this Agreement has been approved by a resolution duly adopted by the governing authority of the City. Each party agrees that a signed copy of this Agreement will be filed with the keeper of public records of the said Party.

**Section 9.8. Notices.** Any notice provided for or concerning this Agreement shall be in writing and shall be deemed sufficiently given when personally delivered or sent by certified or registered United States mail to the respective addresses of the District or the City as set forth below or delivered by confirmed telefax to the telephone numbers listed below:

If to the District

Weber Basin Water Conservancy District  
Attention: General Manager  
2837 East Highway 193  
Layton, UT 84040  
Telefax (801) 544-0103

If to the City:

\_\_\_\_\_ City  
Attention: \_\_\_\_\_  
\_\_\_\_\_  
\_\_\_\_\_  
Telefax: (\_\_\_\_) \_\_\_\_\_

Each party may change its address or telefax number by written notice in accordance with this paragraph.

**Section 9.9. Rights and Remedies.** The parties shall have all rights and remedies provided under Utah law for a breach or threatened breach of this Agreement. Such rights and remedies shall not be mutually exclusive, and the exercise of one or more of these rights and remedies shall not preclude the exercise of any other rights and remedies. Each party confirms that damages at law may be an inadequate remedy for a breach or threatened breach of any provision hereof and the respective rights and obligations of the parties hereunder shall be enforceable by specific performance, injunction, or other equitable remedy.

**Section 9.10. Necessary Acts and Cooperation.** The parties hereby agree to do any act or thing and to execute any and all instruments reasonably required by this Agreement that are necessary and proper to make effective the provisions of this Agreement.

**Section 9.11. Execution of Agreement.** This Agreement may be executed in counterparts, each of which shall be deemed an original, but all of which together shall constitute one and the same agreement. An executed version of this Agreement which has been signed and transmitted by facsimile or other electronic or mechanical means shall be deemed an original.

**Section 9.12. Severability.** In the event that any provision herein contained is held to be invalid or void by any court of competent jurisdiction, the same shall be deemed severable from the remainder of this Agreement and shall in no way affect any other provision herein contained.

If such provision shall be deemed invalid due to its scope or breadth, such provision shall be valid to the extent of the scope or breadth permitted by law.

***Section 9.13. Waste Water, Seepage Water and Return Flow.*** The reuse of water delivered pursuant to this Agreement is not allowed except upon the prior written authorization of the District and, if applicable, the United States. The waste, seepage, or return flow from water delivered pursuant to this Contract shall belong to the District or the United States for the use and benefit of the Weber Basin Project.

[Remainder of Page Intentionally Blank]

[Signature Page Follows]

**IN WITNESS WHEREOF**, the Parties hereto have signed their names the day and year first above written.

\_\_\_\_\_ **CITY**  
\_\_\_\_\_  
\_\_\_\_\_, Mayor

**ATTEST:**

\_\_\_\_\_  
City Recorder

Approved as to form: \_\_\_\_\_  
City Attorney

**WEBER BASIN WATER CONSERVANCY  
DISTRICT**

\_\_\_\_\_  
Charlene M. McConkie, President

**ATTEST:**

\_\_\_\_\_  
Tage I. Flint, Secretary

Approved as to form: \_\_\_\_\_  
District Attorney







South Weber City

---

**DRAFT**  
**Culinary Water Impact Fees Analysis**

February 24, 2017

---

# Impact Fee Analysis for Culinary Water

## Summary

This Impact Fees Analysis (“IFA”) uses the information provided in South Weber City’s (“City”) recently-completed Impact Fee Facilities Plan (“IFFP”)<sup>1</sup> to calculate the proportionate share for culinary water impact fees that the City can charge to new development.

## Growth Projections

South Weber City is projected to grow at an average annual rate of 2.82 percent between 2015 and 2025, or by a total of 721 equivalent residential connections (“ERCs”).

Table 1: South Weber City Growth Projections

Year	Population	ERCs	Increase in ERCs from 2015 to 2025
2015	7,046	2,252	
2016	7,257	2,319	67
2017	7,471	2,388	136
2018	7,689	2,457	205
2019	7,909	2,528	276
2020	8,133	2,599	347
2021	8,360	2,672	420
2022	8,591	2,746	494
2023	8,824	2,820	568
2024	9,061	2,896	644
2025	9,301	2,973	721

*Source: Jones and Associates, South Weber City Culinary Water Impact Fee Facilities Plan, p.2.*

## Service Areas

South Weber City has two geographic service areas that provide culinary water utility services to properties in the City. These two service areas are as follows:

*Main Service Area.* South Weber City is bounded by Layton City to the south, US-Forest Service to the east, the Weber River to the north, and Hill Air Force Base and Riverdale City to the west. The City is traversed by US 89 and I-84. The culinary water system serves the majority of its customers from one, interconnected system. This main system includes multiple water sources and storage facilities.

<sup>1</sup> South Weber City, *Culinary Water Impact Fee Facilities, Plan*, Jones and Associates, February 2017

*Cottonwood Drive Area.* Six (6) customers on Cottonwood Drive, located in between I-84 and the Weber River, are serviced via a separate connection to Weber Basin Water Conservancy District's transmission line. This area is not connected to the main distribution system and therefore does not benefit from the system's built-in redundancies and storage. An emergency connection to Uintah City's water system is located on Cottonwood Drive near the Weber River. Because this area does not benefit from the City's main water system, it has not been included in the calculation of impact fees.

### Service Levels

The City's existing level of service is the State's minimum requirements as described later in this report. The existing service level is also the proposed service level.

The IFFP clearly states:

The City intends to maintain the existing level of service and meet all minimum requirements established in the Utah Administrative Code. Any deficiencies in meeting this level of service in the existing system are not part of this IFFP and will be corrected using funds from the City's Culinary Water Utility Fund.<sup>2</sup>

### Excess Capacity

*Sources.* As stated in the IFFP, "South Weber currently has just enough source capacity to cover its existing customers, and no excess."<sup>3</sup> As new development occurs, additional water will need to be acquired from WBWCD. The IFFP further states that the recommended option for the City is to "enter into an agreement with WBWCD to acquire shares of contract water on a yearly basis, as developments occur, rather than buying in bulk and paying for water not yet needed."<sup>4</sup> Therefore, any impact fees for water source will be as determined by WBWCD's currently-adopted Treated Water Impact Fee Facilities Plan and Impact Fee Analysis which currently calculates the impact fee to be \$4,363 per ERC. Per the agreement, this amount will be collected by the City and then paid to WBWCD. At the current time, WBWCD charges \$4,363 for water impact fees. The responsibility for the calculation of this portion of the impact fee is attributable to WBWCD.

*Storage.* With 2.5 million gallons (MG) of functioning capacity system-wide, South Weber City has about 1.4 MG more storage than it currently requires (1.11 MG), and 0.725 MG more than is required at build-out (1.775 MG).<sup>5</sup> Therefore, South Weber's existing storage has enough excess capacity to support the estimated 721 additional ERCs anticipated in 2025, as well as enough excess capacity to support the projected buildout of 1,660 additional ERCs in 2035.

The actual cost of Reservoir #4 (which represents the excess storage capacity) is \$2,146,661.<sup>6</sup> This reservoir is currently being paid for through the 2010 Water Revenue Bonds. With interest costs,

<sup>2</sup> South Weber City, *Culinary Water Impact Fee Facilities Plan*, February 2017, p. 3.

<sup>3</sup> South Weber City, *Culinary Water Impact Fee Facilities Plan*, February 2017, p. 4.

<sup>4</sup> South Weber City, *Culinary Water Impact Fee Facilities Plan*, February 2017, p. 4.

<sup>5</sup> South Weber City, *Culinary Water Impact Fee Facilities Plan*, February 2017, p. 4.

<sup>6</sup> South Weber City, *Culinary Water Impact Fee Facilities Plan*, February 2017, p. 5.

the total cost is \$4,008,995.<sup>7</sup> The 721 additional ERCs anticipated by 2025 represent 20.8 percent<sup>8</sup> of total excess capacity, or an actual cost of \$832,273 (principal and interest).

*Distribution.* Based on the Culinary Water Impact Fee Facilities Plan dated February 2017, there is excess capacity in the City's water distribution system that will serve 234 ERCs. The actual cost of the excess capacity is \$122,243. Because this excess capacity is not sufficient to serve new development through 2025, with an estimated 721 additional ERCs, additional construction is also needed. Therefore, the buy-in costs associated with the excess capacity, as well as the cost of the new construction necessitated by new development must be shared proportionately among the 721 additional ERCs.

### Meeting System Demand from New Development - New Construction

The IFFP identifies three projects which are necessitated by new development, with a total cost of \$879,577. These projects are anticipated to serve the community through buildout – or an additional 1,660 ERCs.

### Summary of Impact Fees

TABLE 2: SUMMARY OF CULINARY WATER GROSS IMPACT FEE – WITHOUT CREDITS

Category	Calculation per ERC
Excess Capacity – Water Storage	\$1,154.33
Excess Capacity - Water Distribution	\$169.55
Other New Construction	\$529.87
Consultant Fees	\$11.30
<b>Subtotal Gross Fee – City Portion</b>	<b>\$1,865.05</b>
<b>WBWCD Source Amount per Agreement with WBWCD<sup>9</sup></b>	<b>\$4,363.00</b>
<b>Total Maximum Amount to Be Collected (before credits for outstanding bond)</b>	<b>\$6,228.05</b>

However, in order to avoid double-payment by new development, there must be a credit mechanism put in place to account for the future payments by new development on the outstanding 2010 Water Revenue Bond. A portion of the bond was used to pay for the storage reservoir. Including principal and interest, reservoir costs amount to \$4,008,995 over the life of the bond.

<sup>7</sup> The storage reservoir represents 62.13 percent of the total bond issuance \*(\$2,146,661/\$3,455,000), and therefore 62.13 percent of total interest costs of \$2,997,382. Therefore, an interest amount of \$1,862,334, has been allocated to the reservoir.

<sup>8</sup> 721 additional ERCs divided by the total excess capacity of 3,473 ERCs.

<sup>9</sup> The WBWCD fee amount was provided by WBWCD and its consultants and was not calculated by ZPFI; however, it is the actual cost to South Weber for the water source portion of the impact fee and so is included in the maximum amount that can be collected by South Weber for impact fees. South Weber pays WBWCD \$4,363 per ERC for water source capital costs for all new development.

TABLE 3: SUMMARY OF CULINARY WATER IMPACT FEE

Year	ERCs	Annual Reservoir Cost	Reservoir Cost per ERC	NPV* of Reservoir Cost	Remaining Impact Fee City Portion (Storage and Distribution)	Weber Basin (Source)	Maximum Impact Fee to be Collected
2010	2,050	\$23,731.15	\$11.58				
2011	2,094	\$155,081.50	\$74.04				
2012	2,140	\$131,948.98	\$61.66				
2013	2,186	\$134,166.31	\$61.37				
2014	2,234	\$133,242.10	\$59.65				
2015	2,252	\$132,263.52	\$58.73				
2016	2,319	\$134,356.59	\$57.94				
2017	2,388	\$133,307.96	\$55.82	\$690	\$1,175.22	\$4,363	\$5,538
2018	2,457	\$132,142.98	\$53.78	\$659	\$1,205.69	\$4,363	\$5,569
2019	2,528	\$133,863.42	\$52.95	\$630	\$1,235.24	\$4,363	\$5,598
2020	2,599	\$132,341.18	\$50.92	\$600	\$1,265.12	\$4,363	\$5,628
2021	2,672	\$132,331.86	\$49.53	\$571	\$1,294.08	\$4,363	\$5,657
2022	2,746	\$132,331.86	\$48.19	\$542	\$1,322.75	\$4,363	\$5,686
2023	2,820	\$132,331.86	\$46.93	\$514	\$1,351.18	\$4,363	\$5,714
2024	2,896	\$132,331.86	\$45.69	\$486	\$1,379.43	\$4,363	\$5,742
2025	2,973	\$132,331.86	\$44.51	\$458	\$1,407.52	\$4,363	\$5,771
2026	3,057	\$132,198.28	\$43.25	\$430	\$1,435.51	\$4,363	\$5,799
2027	3,143	\$132,198.28	\$42.06	\$402	\$1,463.31	\$4,363	\$5,826
2028	3,231	\$132,198.28	\$40.91	\$374	\$1,490.99	\$4,363	\$5,854
2029	3,322	\$132,198.28	\$39.79	\$346	\$1,518.57	\$4,363	\$5,882
2030	3,416	\$132,198.28	\$38.70	\$319	\$1,546.10	\$4,363	\$5,909
2031	3,512	\$131,409.20	\$37.42	\$291	\$1,573.59	\$4,363	\$5,937
2032	3,611	\$131,409.20	\$36.39	\$264	\$1,600.84	\$4,363	\$5,964
2033	3,713	\$131,409.20	\$35.39	\$237	\$1,628.12	\$4,363	\$5,991
2034	3,817	\$131,409.20	\$34.42	\$210	\$1,655.45	\$4,363	\$6,018
2035	3,912	\$131,409.20	\$33.59	\$182	\$1,682.87	\$4,363	\$6,046
2036	3,912	\$130,570.42	\$33.38	\$155	\$1,710.52	\$4,363	\$6,074
2037	3,912	\$130,570.42	\$33.38	\$126	\$1,739.05	\$4,363	\$6,102
2038	3,912	\$130,570.42	\$33.38	\$96	\$1,768.72	\$4,363	\$6,132
2039	3,912	\$130,570.42	\$33.38	\$65	\$1,799.58	\$4,363	\$6,163

Year	ERCs	Annual Reservoir Cost	Reservoir Cost per ERC	NPV* of Reservoir Cost	Remaining Impact Fee City Portion (Storage and Distribution)	Weber Basin (Source)	Maximum Impact Fee to be Collected
2040	3,912	\$130,570.42	\$33.38	\$33	\$1,831.67	\$4,363	\$6,195

\*NPV = net present value using a discount rate of four percent

The maximum fee per ERC of \$1,175.22 for storage and distribution only (City portion) in 2017 is then applied to the actual number of ERCs or is based on the following schedule for water meter sizes and average flow. In addition, to the amounts calculated below for the City, there is \$4,363 per ERC for the water source amount due to WBWCD, per the City’s agreement with WBWCD.

TABLE 4: FEES BASED ON WATER METER SIZE

Water Meter Size	Operating Flow	Ratio	Fee
SF Residential - 5/8"	18	1.00	\$1,175.22
Water - Commercial 3/4"	25	1.39	\$1,633.56
Water - Commercial 1" - 1 1/2"	50	2.78	\$3,267.12
Water - Commercial 2"	100	5.56	\$6,534.23
Water - Commercial 3"	320	17.78	\$20,895.44
Water - Commercial 4"	500	27.78	\$32,647.65
Water - Commercial 6"	1000	55.56	\$65,295.31

## Utah Code Legal Requirements

Utah law requires that communities prepare an Impact Fee Analysis (IFA) before enacting an impact fee. Utah law also requires that communities give notice of their intent to prepare and adopt an IFA. This IFA follows all legal requirements as outlined below. The City has retained Zions Public Finance, Inc. (ZPFI) to prepare this Impact Fee Analysis in accordance with legal requirements.

### Notice of Intent to Prepare Impact Fee Analysis

A local political subdivision must provide written notice of its intent to prepare an IFA before preparing the Plan (Utah Code §11-36a-503). This notice must be posted on the Utah Public Notice website. The City has complied with this noticing requirement for the IFA by posting notice on August 27, 2014. A copy of the notice is included in Appendix A.

### Preparation of Impact Fee Analysis

Utah Code requires that each local political subdivision, before imposing an impact fee, prepare an impact fee analysis. (Utah Code 11-36a-304).

Section 11-36a-304 of the Utah Code outlines the requirements of an impact fee analysis which is required to:

- (1) An impact fee analysis shall:

- (a) identify the anticipated impact on or consumption of any existing capacity of a public facility by the anticipated development activity;
  - (b) identify the anticipated impact on system improvements required by the anticipated development activity to maintain the established level of service for each public facility;
  - (c) demonstrate how the anticipated impacts described in Subsections (1)(a) and (b) are reasonably related to the anticipated development activity;
  - (d) estimate the proportionate share of:
    - (i) the costs for existing capacity that will be recouped; and
    - (ii) the costs of impacts on system improvements that are reasonably related to the new development activity; and
  - (e) identify how the impact fee was calculated.
- (2) In analyzing whether or not the proportionate share of the costs of public facilities are reasonably related to the new development activity, the local political subdivision or private entity, as the case may be, shall identify, if applicable:
- (a) the cost of each existing public facility that has excess capacity to serve the anticipated development resulting from the new development activity;
  - (b) the cost of system improvements for each public facility;
  - (c) other than impact fees, the manner of financing for each public facility, such as user charges, special assessments, bonded indebtedness, general taxes, or federal grants;
  - (d) the relative extent to which development activity will contribute to financing the excess capacity of and system improvements for each existing public facility, by such means as user charges, special assessments, or payment from the proceeds of general taxes;
  - (e) the relative extent to which development activity will contribute to the cost of existing public facilities and system improvements in the future;
  - (f) the extent to which the development activity is entitled to a credit against impact fees because the development activity will dedicate system improvements or public facilities that will offset the demand for system improvements, inside or outside the proposed development;
  - (g) extraordinary costs, if any, in servicing the newly-developed properties; and
  - (h) the time-price differential inherent in fair comparisons of amounts paid at different times.



### Certification of Impact Fee Analysis

Utah Code states that an Impact Fee Analysis shall include a written certification from the person or entity that prepares the Impact Fee Analysis. This certification is included at the conclusion of this analysis.

DRAFT

## Anticipated Impact On or Consumption of Any Existing Capacity of a Public Facility by the Anticipated Development Activity

Utah Code 11-36a-304(1)(a)

### Anticipated Development Activity

Impacts on culinary water facilities will come from both residential and nonresidential growth. Growth is projected in the IFFP as follows:

TABLE 5: ERC GROWTH

Year	Population	ERCs	Increase from 2015
2015	7,046	2,252	
2016	7,257	2,319	67
2017	7,471	2,388	136
2018	7,689	2,457	205
2019	7,909	2,528	276
2020	8,133	2,599	347
2021	8,360	2,672	420
2022	8,591	2,746	494
2023	8,824	2,820	568
2024	9,061	2,896	644
2025	9,301	2,973	721

### Demand Placed on Existing Facilities by New Development Activity

*Source.* As stated in the IFFP, “South Weber currently has just enough source capacity to cover its existing customers, and no excess.”<sup>10</sup> As new development occurs, additional water will need to be acquired from WBWCD.

*Storage.* Culinary water minimum requirements are set by the State of Utah and are shown in the table below.

TABLE 6: STATE OF UTAH CULINARY WATER MINIMUM REQUIREMENTS

Component	Measurement	DDW Requirement
Sources	Flowrate	800 gpd/ERC for Peak Day Demand
	Volume	146,000 gallons/ERC for Average Yearly Demand (0.448 ac-ft/ERC)
Storage Facilities	Volume	400 gallons/ERC
Distribution System	Pressure	20 psi during conditions of fire flow and fire demand experienced during peak day demand

<sup>10</sup> South Weber City, *Culinary Water Impact Fee Facilities Plan*, February 2017, p. 4.

Component	Measurement	DDW Requirement
		30 psi during peak instantaneous demand
		40 psi during peak day demand

The City’s existing and proposed standards are the same as the State minimum requirements.

TABLE 7: SOUTH WEBER EXISTING STORAGE

	Volume (gallons)	ERCs
Total Existing Storage (2015)	2,500,000	6,250
Total Existing Required Storage	1,110,800	2,252
Existing Required Storage (Indoor) 400 gal/ERC x 2,252 ERCs = 900,800 gal.		
Existing Required Storage (Fire Flow) (1,750 gpm x 120 minutes) = 210,000 gal.		
<b>Existing Excess Storage</b>	<b>1,389,200</b>	<b>3,473</b>

Therefore, South Weber’s existing storage has enough excess capacity to support the estimated 721 additional ERCs anticipated in 2025, as well as enough excess capacity to support the projected buildout of 1,660 additional ERCs in 2035.

*Distribution.* Based on the Culinary Water Impact Fee Facilities Plan dated February 2017, there is excess capacity in the City’s water distribution system that will serve 234 ERCs. The actual cost of the excess capacity is \$122,243. However, this existing excess capacity is not sufficient to serve new development and additional water distribution projects must also be completed.

**Identify the Anticipated Impact on System Improvements Required by the Anticipated Development Activity to Maintain the Established Level of Service for Each Public Facility and Demonstrate How the Anticipated Impacts are Reasonably Related to the New Development Activity**

*Utah Code 11-36a-304(1)(b)(c)*

*Source.* Impacts on the water source will be handled through a contract with WBWCD. The IFFP further states that the recommended option for the City is to “enter into an agreement with WBWCD to acquire shares of contract water on a yearly basis, as developments occur, rather than buying in bulk and paying for water not yet needed.”<sup>11</sup> The water source portion of the impact fee has been calculated by WBWCD and is collected by South Weber at the time that the City collects its culinary water impact fee.

*Storage.* There is excess capacity in the City’s water storage system of 3,473 ERCs. The actual cost of Reservoir #4 is \$2,146,661. This reservoir is currently being paid for through the 2010 Water

<sup>11</sup> South Weber City, *Culinary Water Impact Fee Facilities Plan*, February 2017, p. 4.

Revenue Bonds. With interest costs, the total cost is \$4,008,995.<sup>12</sup> The 721 additional ERCs anticipated by 2025 represent 20.8 percent<sup>13</sup> of total excess capacity, or an actual cost of \$832,273 (principal and interest). This cost is shared over the 721 additional ERCs for the purpose of calculating impact fees.

*Distribution.* Part of the demand created by new development will be met by the existing excess capacity of 234 ERCs. The actual cost of this excess capacity is \$122,243. Additional projects will also be needed to meet the demands of new development.

The IFFP identifies three projects which are necessitated by new development, with a total cost of \$879,577. These projects are anticipated to serve the community through buildout – or an additional 1,660 ERCs. These projects are shown in the table below:

TABLE 8: NEW CONSTRUCTION OF DISTRIBUTION PROJECTS

Project #	Project Description	Additional ERCs Served	Total Estimated Cost	Replacement/ Deficiency Cost	Impact Fee Eligible Cost
1	Enter into contract with WBWCD for Impact Fee Pass-Through Method of Purchasing Water	1,660	\$22,000	\$0	\$22,000
7	Connect Lincoln Land and 2750 East; upsize to 8" 8075 South; 2575 East, and 2350 East (south of Deer Run Dr.); upsize US-89 crossing at 8075 South to 12"; abandon existing 4" PRV and line on Peachwood Dr.	45	\$570,313	\$532,734	\$37,577
13	Construction Connection #4 to WBWCD's transmission line with pump station to pump to Zone 4	163	\$820,000	\$0	\$820,000
	<b>TOTAL</b>	<b>1,868</b>	<b>\$1,412,313</b>	<b>\$532,734</b>	<b>\$879,577</b>

## Proportionate Share Analysis

The proportionate share analysis is calculated by taking five components of the impact fees:

- 1) Buy-in to new development's proportionate share of the actual costs of existing, excess capacity;
- 2) Proportionate share of the cost of constructing new facilities;
- 3) Consultant costs associated with the culinary water impact fees;

<sup>12</sup> The storage reservoir represents 55.46 percent of the total bond issuance (\$1,916,223/\$3,455,000), and therefore 55.46 percent of total interest costs of \$2,997,382 have been allocated to the reservoir.

<sup>13</sup> 721 additional ERCs divided by the total excess capacity of 3,473 ERCs.

- 4) Credits for any impact fee fund balance; and
- 5) Credits for future payments on outstanding bonds.

### Excess Capacity Calculation.

A buy-in cost for excess capacity is calculated for water storage and distribution.

#### *Storage*

The actual cost of Reservoir #4 (which represents the excess capacity in the water storage system) is \$2,146,661, plus \$1,862,334 in interest costs for a total cost of \$4,008,995.<sup>14</sup> The excess capacity that will be consumed by the year 2025 (estimated additional 721 ERCs) represents 20.8 percent of the total capacity, or a cost of \$832,273.

TABLE 9: PROPORTIONATE SHARE ANALYSIS – WATER STORAGE EXCESS CAPACITY

<b>Excess Capacity - Water Storage</b>	
Total Existing Storage	6,250
Total Existing Required Storage	2,246
Existing Excess Storage	3,473
Excess Capacity Actual Cost Reservoir #4	\$2,146,661
Interest Cost of 2010 Water Revenue Bond for Reservoir #4	\$1,862,334
Growth in ERCs, 2015-2025	721
Percent of Excess Capacity Consumed 2015-2025	20.8%
Excess Capacity Actual Cost Consumed by 2025	\$832,273
Excess Capacity Cost per ERC	\$1,154.33

TABLE 10: PROPORTIONATE SHARE ANALYSIS – WATER DISTRIBUTION EXCESS CAPACITY

<b>Excess Capacity - Water Distribution</b>	
Actual cost of existing water distribution system - excess capacity only	\$122,243
ERCs served by excess capacity	234
Growth in ERCs, 2015-2025	721
Excess cost per ERC	\$169.55

### New Construction Calculation

*Distribution.* The total cost of construction of new water distribution facilities is \$879,577. These new facilities planned to accommodate the demands of new development have the capacity to serve 1,660 ERCs.<sup>15</sup>

<sup>14</sup> South Weber City, *Culinary Water Impact Fee Facilities Plan*, p. 5.

<sup>15</sup> South Weber City *Culinary Water Impact Fee Facilities Plan*, p. 8.

The proportionate fee for the construction of new facilities is calculated by taking the total cost attributable to new development by 2025 (\$382,033) and dividing by the growth in ERCs over that same time period (721 ERCs).

TABLE 11: PROPORTIONATE SHARE CALCULATION FOR NEW FACILITIES

Description	Amount
Projects 1, 7 and 13	\$879,577
Total ERCs served	1,660
ERC Growth, 2015-2025	721
% of Cost Attributable to New Growth, 2015-2025	43%
Cost Attributable to New Growth, 2015-2025	\$382,033
Cost per ERC	\$529.87

### Consultant Costs.

The costs incurred by the consultants in preparing the IFFP and IFA can be included as part of the impact fees calculation. These costs are shown below.

TABLE 12: PROPORTIONATE SHARE CALCULATION FOR CONSULTANT COSTS

Consultant Fees	Amount
Jones & Associates	\$5,000
ZPFI	\$3,150
Total	\$8,150
Growth in ERCs 2015-2025	721
Cost per ERC	\$11.30

### Impact Fee Fund Balance.

The impact fee fund balance for culinary water, as of 2017 financial reports obtained from the City, is \$0. Therefore, there are no credits for outstanding funds. When a fund balance exists, then a credit needs to be made against the impact fee to account for the impact fee fund balance.

### Summary of Impact Fees

The maximum gross impact fee is \$1,865.05 per ERC for storage and treatment (City portion). In addition, there is the WBWCD amount of \$4,363 per ERC for water source. Credits for the outstanding 2010 Water Revenue Bond must then be applied against this gross fee, as discussed in the following section.

TABLE 13: SUMMARY OF CULINARY WATER GROSS IMPACT FEE – WITHOUT CREDITS

Category	Calculation per ERC
Excess Capacity – Water Storage	\$1,154.33
Excess Capacity - Water Distribution	\$169.55
Other New Construction	\$529.87
Consultant Fees	\$11.30
<b>Subtotal Gross Fee – City Portion</b>	<b>\$1,865.05</b>

Category	Calculation per ERC
WBWCD Source Amount per Agreement with WBWCD <sup>16</sup>	\$4,363.00
Total Maximum Amount to Be Collected (before credits for outstanding bond)	\$6,228.05

However, in order to avoid double-payment by new development, there must be a credit mechanism put in place to account for the future payments by new development on the outstanding 2010 Water Revenue Bond. A portion of the bond was used to pay for the storage reservoir. Including principal and interest, reservoir costs amount to \$4,008,995 over the life of the bond.

TABLE 14: SUMMARY OF CULINARY WATER IMPACT FEE

Year	ERCs	Annual Reservoir Cost	Reservoir Cost per ERC	NPV* of Reservoir Cost	Remaining Impact Fee City Portion	Weber Basin Portion	Maximum Impact Fee to be Collected
2010	2,050	\$23,731.15	\$11.58				
2011	2,094	\$155,081.50	\$74.04				
2012	2,140	\$131,948.98	\$61.66				
2013	2,186	\$134,166.31	\$61.37				
2014	2,234	\$133,242.10	\$59.65				
2015	2,252	\$132,263.52	\$58.73				
2016	2,319	\$134,356.59	\$57.94				
2017	2,388	\$133,307.96	\$55.82	\$690	\$1,175.22	\$4,363	\$5,538
2018	2,457	\$132,142.98	\$53.78	\$659	\$1,205.69	\$4,363	\$5,569
2019	2,528	\$133,863.42	\$52.95	\$630	\$1,235.24	\$4,363	\$5,598
2020	2,599	\$132,341.18	\$50.92	\$600	\$1,265.12	\$4,363	\$5,628
2021	2,672	\$132,331.86	\$49.53	\$571	\$1,294.08	\$4,363	\$5,657
2022	2,746	\$132,331.86	\$48.19	\$542	\$1,322.75	\$4,363	\$5,686
2023	2,820	\$132,331.86	\$46.93	\$514	\$1,351.18	\$4,363	\$5,714
2024	2,896	\$132,331.86	\$45.69	\$486	\$1,379.43	\$4,363	\$5,742
2025	2,973	\$132,331.86	\$44.51	\$458	\$1,407.52	\$4,363	\$5,771
2026	3,057	\$132,198.28	\$43.25	\$430	\$1,435.51	\$4,363	\$5,799
2027	3,143	\$132,198.28	\$42.06	\$402	\$1,463.31	\$4,363	\$5,826
2028	3,231	\$132,198.28	\$40.91	\$374	\$1,490.99	\$4,363	\$5,854
2029	3,322	\$132,198.28	\$39.79	\$346	\$1,518.57	\$4,363	\$5,882
2030	3,416	\$132,198.28	\$38.70	\$319	\$1,546.10	\$4,363	\$5,909
2031	3,512	\$131,409.20	\$37.42	\$291	\$1,573.59	\$4,363	\$5,937
2032	3,611	\$131,409.20	\$36.39	\$264	\$1,600.84	\$4,363	\$5,964
2033	3,713	\$131,409.20	\$35.39	\$237	\$1,628.12	\$4,363	\$5,991

<sup>16</sup> The WBWCD fee amount was provided by WBWCD and its consultants and was not calculated by ZPFI; however, it is the actual cost to South Weber for the water source portion of the impact fee and so is included in the maximum amount that can be collected by South Weber for impact fees. South Weber pays WBWCD \$4,363 per ERC for water source capital costs for all new development.

Year	ERCs	Annual Reservoir Cost	Reservoir Cost per ERC	NPV* of Reservoir Cost	Remaining Impact Fee City Portion	Weber Basin Portion	Maximum Impact Fee to be Collected
2034	3,817	\$131,409.20	\$34.42	\$210	\$1,655.45	\$4,363	\$6,018
2035	3,912	\$131,409.20	\$33.59	\$182	\$1,682.87	\$4,363	\$6,046
2036	3,912	\$130,570.42	\$33.38	\$155	\$1,710.52	\$4,363	\$6,074
2037	3,912	\$130,570.42	\$33.38	\$126	\$1,739.05	\$4,363	\$6,102
2038	3,912	\$130,570.42	\$33.38	\$96	\$1,768.72	\$4,363	\$6,132
2039	3,912	\$130,570.42	\$33.38	\$65	\$1,799.58	\$4,363	\$6,163
2040	3,912	\$130,570.42	\$33.38	\$33	\$1,831.67	\$4,363	\$6,195

\*NPV = net present value using a discount rate of four percent

The maximum fee per ERC of \$1,175.22 (City portion for storage and distribution) in 2017 is then applied to the actual number of ERCs or is based on the following schedule for water meter sizes and average flow. In addition, to the amounts calculated below for the City, there is a charge of \$4,363 per ERC for the water source cost due to WBWCD.

TABLE 15: FEES BASED ON WATER METER SIZE

Water Meter Size	Operating Flow	Ratio	Fee
SF Residential - 5/8"	18	1.00	\$1,175.22
Water - Commercial 3/4"	25	1.39	\$1,633.56
Water - Commercial 1" - 1 1/2"	50	2.78	\$3,267.12
Water - Commercial 2"	100	5.56	\$6,534.23
Water - Commercial 3"	320	17.78	\$20,895.44
Water - Commercial 4"	500	27.78	\$32,647.65
Water - Commercial 6"	1000	55.56	\$65,295.31

### Calculation of Other Credits

Credits can be made for developer contributions, but will be at the discretion of the City.

### Certification

Zions Public Finance, Inc. certifies\* that the attached impact fee analysis:

1. Includes only the costs of public facilities that are:
  - a. allowed under the Impact Fees Act; and
  - b. actually incurred; or
  - c. projected to be incurred or encumbered within six years after the day on which each impact fee is paid;
2. Does not include:
  - a. costs of operation and maintenance of public facilities;



- b. costs for qualifying public facilities that will raise the level of service for the facilities, through impact fees, above the level of service that is supported by existing residents; or
  - c. an expense for overhead, unless the expense is calculated pursuant to a methodology that is consistent with generally accepted cost accounting practices and the methodological standards set forth by the federal Office of Management and Budget for federal grant reimbursement;
3. Offsets costs with grants or other alternate sources of payment; and
  4. Complies in each and every relevant respect with the Impact Fees Act.

\*Zions Public Finance, Inc. was not involved with the calculation of WBWCD fee for capital costs associated with water source for new development. ZPFI cannot certify that WBWCD has correctly calculated the water source portion of the fee. However, it is the capital cost that must be paid by the City and is therefore included in the impact fees.

## Appendix A - Notice of Intent to Prepare Culinary Water Impact Fee Analysis

DRAFT

## Utah Public Notice

---

Documents Updated

---

- [IFFP Intent.pdf - 1/30/17 2:21 PM](#)

### [City Council](#)

---

[Notice of intent to prepare an impact facilities plan](#)

**Notice Date & Time:** 2/7/17 5:00 PM

#### **Description/Agenda:**

Pursuant to the requirements of Utah Code Ann. 11-36a-501 and 11-36a-503, notice is hereby given of South Weber City's to contract to prepare or amend Impact Fee Facilities Plans and Impact Fee Written Analysis for culinary water, sewer, storm water, streets, parks and trails, fire, and public safety. The geographical area where the proposed impact fee facilities will be located is the entire City limits.

#### **Notice of Special Accommodations:**

N/A

#### **Notice of Electronic or telephone participation:**

N/A

#### **Other information:**

#### **Location:**


1600 E. South Weber Dr., South Weber, 84405

#### **Contact information:**

Tom Smith, [tsmith@southwebercity.com](mailto:tsmith@southwebercity.com), 8014793177



**South Weber City Corporation**  
**6650 South - Dead End "T" Turnaround**  
*(Including Signage for Street and Turnaround)*

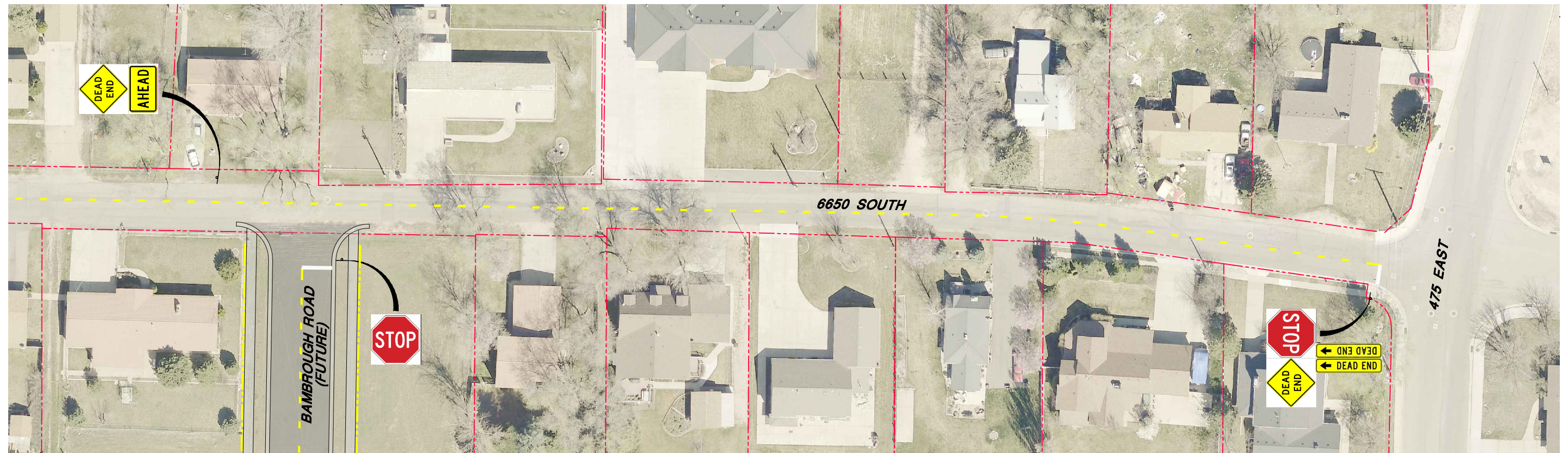
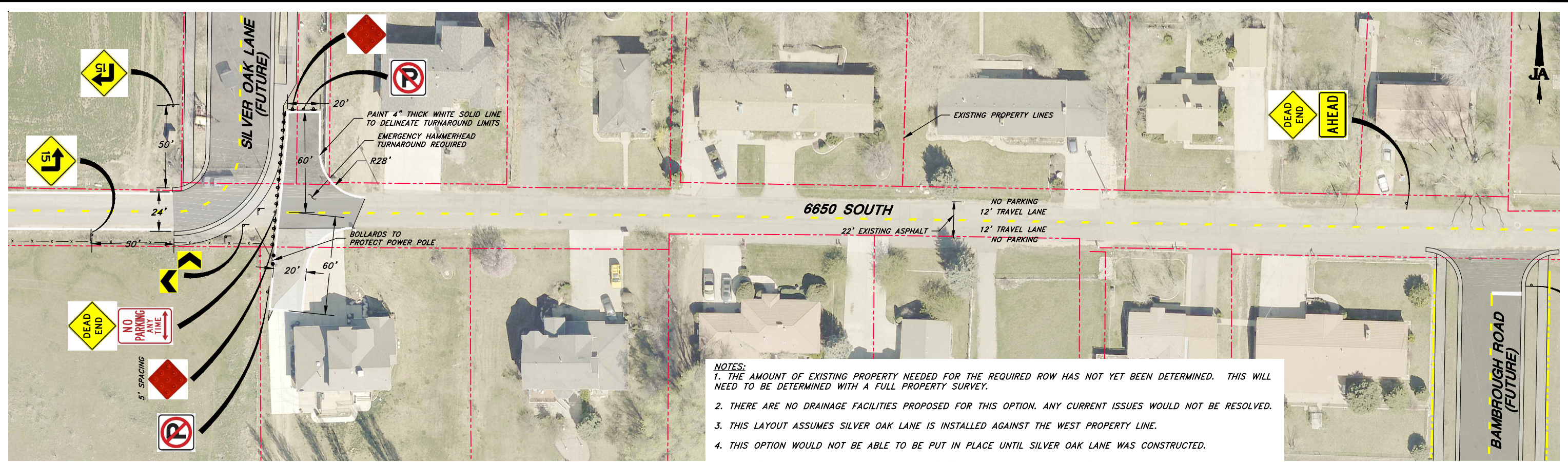


**Budgetary Cost Estimate**

Project Location: 6650 South from 475 East to approx. 275 East

Date: February 23, 2017

Item	Description	Quantity	Unit	Unit Price	Total Amount
~ Turnaround ~					
1	Clear and grub turnaround area	2,030	s.f.	\$0.50	\$1,015.00
2	Remove existing asphalt	880	s.y.	\$0.30	\$264.00
3	Excavate to subgrade elevation (85 c.y.)	1	L.S.	\$500.00	\$500.00
4	Haul off and dispose of excess material	85	c.y.	\$10.00	\$850.00
5	Furnish and install Road Base under asphalt (10" thick)	90	ton	\$15.00	\$1,350.00
6	Furnish and install asphalt pavement (3" thick)	45	ton	\$75.00	\$3,375.00
7	Furnish and install 6" concrete flatwork (includes 4" thick road base).	710	s.f.	\$5.50	\$3,905.00
8	Sawcut existing asphalt.	50	l.f.	\$5.00	\$250.00
9	Install Bollards	2	ea.	\$700.00	\$1,400.00
10	Install 4" white traffic striping	300	l.f.	\$0.40	\$120.00
11	Landscape repair	1	L.S.	\$500.00	\$500.00
~ Signage ~					
12	Install large Warning sign (Reduced speed, Dead End, Directional)	9	ea.	\$175.00	\$1,575.00
13	Install Advisory sign (No Parking)	2	ea.	\$100.00	\$200.00
14	Install small Warning sign (red diamond)	18	ea.	\$75.00	\$1,350.00
<b>Subtotal =</b>					<b>\$16,654.00</b>
<b>20% Contingency =</b>					<b>\$3,330.80</b>
<b>CONSTRUCTION SUBTOTAL =</b>					<b>\$19,984.80</b>
Item	Description	Quantity	Unit	Unit Price	Total Amount
A	Hammerhead "T" Turnaround (Easement)	910	s.f.	\$2.00	\$1,820.00
<b>Subtotal =</b>					<b>\$1,820.00</b>
<b>20% Contingency =</b>					<b>\$364.00</b>
<b>PROPERTY SUBTOTAL =</b>					<b>\$2,184.00</b>
<b>PROJECT TOTAL =</b>					<b>\$22,168.80</b>



PROJECT ENGINEER				
DATE	REV.	DATE	APPR.	FILE NAME: C:\

SCALE:  
HORZ.  
1" = 60'

DESIGNED BKJ  
DRAWN TWE  
CHECKED BKJ

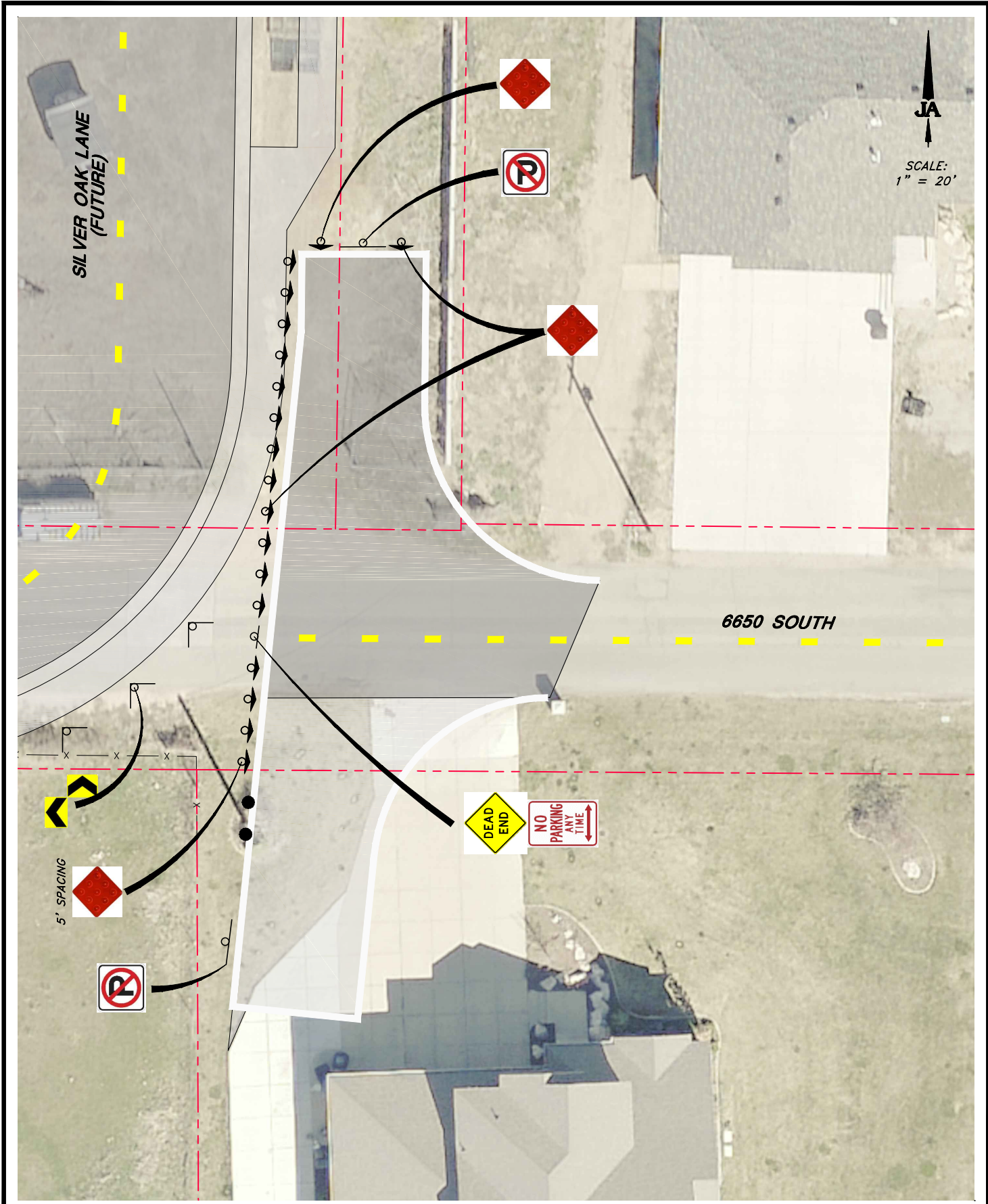
**JA**  
**JONES & ASSOCIATES**

**CONSULTING ENGINEERS**

1716 East 5600 South  
South Ogden, Utah 84403 (801) 476-9767

**SOUTH WEBER CITY CORPORATION**  
**6650 SOUTH IMPROVEMENT OPTIONS**

**DEAD END "T" HAMMERHEAD TURNAROUND & SIGNAGE**



CONSULTING ENGINEERS

1716 East 5600 South  
 South Ogden, Utah 84403 (801) 476-9767

SOUTH WEBER CITY CORPORATION

6650 SOUTH IMPROVEMENTS

**HAMMERHEAD TURNAROUND SIGNAGE**











SHEET:


**2**

OF 1 SHEETS

0

## Sign Schedule

Image	MUTCD Sign Code #	Size	Color	Style	QTY
	OM4-1-1818-UPG	18" x 18"	Red on Red	Full Cube Prismatic Reflective	18
	W1-8-1824-FL	18" x 24"	Fluorescent Yellow	Prismatic Reflective	6
	W14-1-3030-FL	30" X 30"	Fluorescent Yellow	Prismatic Reflective	3
	W14-1A-368-FL (Right)	36" X 8"	Fluorescent Yellow	Prismatic Reflective	1
	W14-1A-368-FL (Left)	36" X 8"	Fluorescent Yellow	Prismatic Reflective	1
	W1-1AR-3030-FL	30" X 30"	Fluorescent Yellow	Prismatic Reflective	1
	W1-1AL-3030-FL	30" X 30"	Fluorescent Yellow	Prismatic Reflective	1
	W16-9P-3018-FL	30" X 18"	Fluorescent Yellow	Prismatic Reflective	1
	R7-1-1218-UPG	12" X 18"	Red on White	Full Cube Prismatic Reflective	1
	R8-3a-1212-UPG	12" X 12"	Red/Black on White	Full Cube Prismatic Reflective	2



PROJECT ENGINEER			
DATE	REV.	DATE	APPR.
			FILE NAME: C:\

SCALE:  
 HORZ.  
 1" = 60'

DESIGNED BKJ  
 DRAWN TWE  
 CHECKED BKJ

**JA**  
**JONES & ASSOCIATES**

**CONSULTING ENGINEERS**

1716 East 5600 South  
 South Ogden, Utah 84403 (801) 476-9767

**SOUTH WEBER CITY CORPORATION**  
**6850 SOUTH IMPROVEMENT OPTIONS**

**DEAD END "T" HAMMERHEAD TURNAROUND**

SHEET:  
**4**  
 OF X SHEETS  
 0



**ORDINANCE NO. 17-01**

**AN ORDINANCE OF THE SOUTH WEBER CITY COUNCIL  
ADOPTING SOUTH WEBER CITY CODE TITLE 1, ADMINISTRATION**

**WHEREAS**, Title 1 of the South Weber City Code was adopted in 1989 and last amended in 1998; and

**WHEREAS**, since 1998 there have been changes to Utah Code and it is time to update the City’s code accordingly and to make its provisions more encompassing and precise;

**NOW, THEREFORE, BE IT ORDAINED BY THE CITY COUNCIL OF SOUTH WEBER CITY, STATE OF UTAH, AS FOLLOWS:**

**Section 1. Title Adopted.** Title 1 of the South Weber City Code is hereby re-adopted to read as attached hereto.

**Section 2. Severability Clause.** If a court holds any part or provision of this Ordinance invalid or unenforceable, such invalidity or unenforceability shall not affect any other portion of this Ordinance and all provisions, clauses and words of this Ordinance shall be severable.

**Section 3. Effective Date.** This Ordinance shall become effective immediately upon passage.

**PASSED AND ADOPTED BY THE CITY COUNCIL OF SOUTH WEBER CITY,  
STATE OF UTAH, ON THIS \_\_\_\_\_ DAY OF \_\_\_\_\_, 2017.**

**ATTEST:**

**SOUTH WEBER CITY**

**By: \_\_\_\_\_  
Elyse Greiner, City Recorder**

**By: \_\_\_\_\_  
Mayor Tamara P. Long**

Roll call vote is as follows:

Mr. Scott Casas	Yes	No
Mr. Kent Hyer	Yes	No
Mrs. Jo Sjoblom	Yes	No
Mr. Merv Taylor	Yes	No
Mr. Wayne Winsor	Yes	No

**CERTIFICATE OF POSTING**

I, the duly appointed recorder for the City of South Weber, hereby certify that:

***ORDINANCE 17-01: AN ORDINANCE OF THE SOUTH WEBER CITY COUNCIL  
ADOPTING SOUTH WEBER CITY CODE TITLE 1, ADMINISTRATION***

was passed and adopted the \_\_\_\_ day of \_\_\_\_\_ 2017, and certifies that copies of the foregoing Ordinance 17-01 were posted in the following locations within the municipality this \_\_\_\_ day of \_\_\_\_\_, 2017.

1. South Weber Elementary, 1285 E. Lester Drive
2. South Weber Family Activity Center, 1181 E. Lester Drive
3. South Weber City Building, 1600 E. South Weber Drive

\_\_\_\_\_  
**Elyse Greiner, City Recorder**

## **1 Administration**

- [1.01 General City Provisions](#)
- [1.02 Mayor and City Council](#)
- [1.03 City Manager](#)
- [1.04 Officers and Employees](#)
- [1.05 Municipal Elections](#)
- [1.06 Official City Code](#)
- [1.07 Saving Clause](#)
- [1.08 Definitions](#)
- [1.09 General Penalty](#)

### **1.01 General City Provisions**

- [1.1.010 Incorporation – Classification](#)
- [1.1.020 City Seal](#)

#### **1.1.010 Incorporation – Classification**

The Town of South Weber was incorporated in 1938 as a political subdivision of the state of Utah and on March 16, 1971 with a population of 1,073 became a third class city. Under reclassification by the state of Utah in 2003, South Weber City, having a population of 1,000 or more but less than 10,000, became a city of the fifth class. The City may be referred to as South Weber City or the City of South Weber, and is a municipal corporation and a political subdivision of the state of Utah.

#### **1.1.020 City Seal**

The corporate seal of South Weber City, established and declared to be the official seal of the City, is circular in form with the City's logo of mountains, river, and trees in the middle of the seal, and around the edge the words, "South Weber City \* 1971 \* Davis County, Utah \* 1938 \*."

### **1.02 Mayor and City Council**

- [1.02.010 City Government Powers Vested in a Six-Member Council](#)
- [1.02.020 Mayor – Mayor Pro Tempore](#)
- [1.02.030 Council](#)
- [1.02.040 Meetings – Procedure and Conduct](#)
- [1.02.050 Ordinances and Resolutions – Procedures](#)

#### **1.02.010 City Government Powers Vested in a Six-Member Council**

The powers of municipal government in South Weber City, which operates under a six-member council form of government, are vested in a council consisting of six members, one of which is a mayor.

#### **1.02.020 Mayor – Mayor Pro Tempore**

- A. The Mayor:
1. is the chief executive officer of the City to whom the City Manager shall report;
  2. shall:

- a. keep the peace and enforce the laws of the City;
  - b. ensure that all applicable statutes and City ordinances and resolutions are faithfully executed and observed;
  - c. if the Mayor remits a fine or forfeiture under Subsection A.3, report the remittance to the Council at the Council's next meeting after the remittance;
  - d. perform all duties prescribed by State statute or City ordinance or resolution;
  - e. report to the Council the condition and needs of the City; and
  - f. report to the Council any release granted under Subsection A.3.d;
  - g. execute all contracts, agreements, and deeds on behalf of the City; and
3. may:
- a. recommend for Council consideration any measure that the Mayor considers to be in the best interests of the City;
  - b. remit fines and forfeitures;
  - c. if necessary, call on residents of the City over the age of 21 years to assist in enforcing the laws of the state and ordinances of the City;
  - d. release a person imprisoned for a violation of a City ordinance;
  - e. with the Council's advice and consent:
    - (1) assign or appoint a member of the Council to administer one or more departments of the City; and
    - (2) appoint a person to fill a City office or a vacancy on a commission or committee of the City; and
  - f. at any reasonable time, examine and inspect the official books, papers, records, or documents of the City or any officer, employee, or agency of the City;
- B. The Mayor:
- 1. is, except as provided in Subsection B.2., a nonvoting member of the council;
  - 2. votes as a voting member of the Council:
    - a. on each matter for which there is a tie vote of the other Council members present at a Council meeting; or
    - b. when the Council is voting on:
      - (1) whether to appoint or dismiss a City Manager; or
      - (2) or an ordinance that enlarges or restricts the Mayor's powers, duties, or functions;
  - 3. is the chair of the Council and presides at all council meetings;
  - 4. exercises ceremonial functions for the City;
  - 5. may not veto an ordinance, tax levy, or appropriation passed by the Council;
  - 6. may, within budget constraints, appoint one or more administrative assistants to the Mayor.
- C. If the Mayor is absent or unable or refuses to act, the Council may elect a member of the Council as Mayor Pro Tempore to preside at a Council meeting and perform, during the Mayor's absence, disability, or refusal to act, the duties and functions of Mayor.
- D. The City Recorder shall enter in the minutes of the Council meeting the election of a Council member as Mayor Pro Tempore under Subsection C.

**1.02.030 Council**

- A. The City Council:
- 1. exercises any executive or administrative power and performs or supervises the performance of any executive or administrative duty or function that:
    - a. has not been given to the Mayor under Section 1.02.020A or,
    - b. has been given to the Mayor under Section 1.02.020A but is removed from the Mayor under Subsection A.2.a.(1);
  - 2. may:
    - a. subject to Subsections A.3. and B., adopt an ordinance:

- (1) removing from the Mayor any power, duty, or function of the Mayor under Section 1.02.020A; or
      - (2) reinstating to the Mayor any power, duty, or function previously removed under Subsection A.2.a.(1).
    - b. adopt an ordinance delegating to the Mayor any executive or administrative power, duty, or function that the Council has under Subsection A;
    - c. subject to Subsection 1.02.020B.2.b.(2):
      - a. appoint, subject to Subsections C and D, a Manager to perform executive and administrative duties or functions that the Council by ordinance delegates to the Manager, subject to Subsection A.3; and
      - b. dismiss a Manager appointed under Subsection A.2.c.(1); and
    - d. assign any or all Council members, including the Mayor, to supervise one or more administrative departments of the City; and
  - 3. may not remove from the Mayor or delegate to a Manager appointed by the Council:
    - a. any of the Mayor's legislative or judicial powers or ceremonial functions;
    - b. the Mayor's position as chair of the Council; or
    - c. any ex officio position that the Mayor holds.
- B. Adopting an ordinance under Subsection A.2.a. removing from or reinstating to the Mayor a power, duty, or function provided for in Section 1.02.020A. requires the affirmative vote of:
  - 1. the Mayor and a majority of all other Council members; or
  - 2. all Council members except the Mayor.
- C.
  - 1. As used in this Subsection C, "interim vacancy period" means the period of time that:
    - a. begins on the day on which a municipal general election described in Utah Code Ann. section 10-3-201 is held to elect a Council member; and
    - b. ends on the day on which the council member-elect begins the Council member's term.
  - 2. a. The Council may not appoint a Manager during an interim vacancy period.
  - b. Notwithstanding Subsection C.2.a.:
    - (1) the Council may appoint an Interim Manager during an interim vacancy period; and
    - (2) the Interim Manager's term shall expire once a new Manager is appointed by the new administration after the interim vacancy period has ended.
  - c. Subsection C.2. does not apply if all the Council members who held office on the day of the municipal general election whose term of office was vacant for the election are re-elected to the Council for the following term.
- D. A Council that appoints a Manager in accordance with this section may not enter into an employment contract that contains an automatic renewal provision with the Manager.
- E. The Council:
  - 1. is the legislative body of the City and exercises the legislative powers and performs the legislative duties and functions of the City;
  - 2. shall pass all resolutions and ordinances, appropriate funds and adopt the annual budget, set all mill levies or taxes, review municipal administration, and perform all duties that may be required by law; and
  - 3. may:
    - a. adopt rules and regulations, not inconsistent with statute, for the efficient administration, organization, operation, conduct, and business of the City;
    - b. prescribe by resolution additional duties, powers, and responsibilities for any elected or appointed municipal official, unless prohibited by statute;
    - c. require by ordinance that any or all appointed officers reside in the City;
    - d. create any office that the council considers necessary for the government of the City;
    - e. provide for filling a vacancy in an elective or appointive office;
    - f. take any action allowed under Utah Code Ann. Section 10-8-84; and

- g. perform any function specifically provided for by statute or necessarily implied by law.

**1.02.040 Meetings – Procedure and Conduct**

- A. Regular Meetings:
  - 1. The City Council shall hold regular meetings on the second and fourth Tuesday of each month at City Hall, 1600 East South Weber Drive, South Weber, Utah.
  - 2. Regular Council meetings shall begin promptly at six o'clock p.m., provided that:
    - a. if the meeting date is a legal holiday, then the meeting shall be held at the same time and place described in Subsection A.1. on the next day which is not a legal holiday; and
    - b. the City Council may, by resolution, provide for a different time and place for holding regular meetings of the City Council.
- B. Special Meetings: If at any time the business of the City requires a special meeting of the City Council, such meeting may be ordered by the Mayor or any two members of the City Council. The order shall be entered in the minutes of the City Council. The order shall provide at least three hours notice of the special meeting and notice thereof shall be served by the City Recorder on each member who did not sign the order by delivering the notice personally or by leaving it at the Council member's usual place of abode. The personal appearance by a Council Member at any specially called meeting constitutes a waiver of the notice required in this subsection.
- C. Open Meetings: Every meeting of the Council shall comply with the Open and Public Meetings Act, 52-4-101 et seq. A meeting is open to the public unless closed under Utah Code Ann. Sections 52-4-204, 52-4-205, and 52-4-206.
- D. Quorum:
  - 1. The number of Council members necessary to constitute a quorum is three, excluding the Mayor.
  - 2. No action of the City Council shall be official or of any effect except when a quorum is present. Fewer than a quorum may adjourn from time to time.
- E. Voting:
  - 1. How Vote Taken: A roll call vote shall be taken and recorded for all ordinances, resolutions and any action which would create a liability against the City and in any other case at the request of any member of the City Council by a "yes" or a "no" vote and shall be recorded. Every resolution or ordinance shall be in writing before the vote is taken.
  - 2. Minimum Vote Required: The minimum number of votes required to pass any ordinance, resolution or to take any action by the City Council, unless otherwise prescribed by law, shall be a majority of the members of the Council, but shall never be less than three.
    - a. Any ordinance, resolution or motion of the Council having fewer favorable votes than three shall be deemed defeated and invalid, except a meeting may be adjourned to a specific time by a majority vote of the City Council even though such majority vote is less than three.
    - b. A majority of the members of the City Council, regardless of number, may fill any vacancy in the City Council.
  - 3. Reconsideration: Any action taken by the City Council shall not be reconsidered or rescinded at any special meeting unless the number of members of the City Council present at the special meeting is equal to or greater than the number of members present at the meeting when the action was approved.

**Commented [DA1]:** This language now complies with the revised Utah Code.

### **1.02.050 Ordinances and Resolutions – Procedures**

- A. Power Exercised by Ordinance: The City Council may pass any ordinance to regulate, require, prohibit, govern, control or supervise any activity, business, conduct or condition authorized by statute or any other provision of law. An officer of the City shall not be convicted of a criminal offense where the officer relied on or enforced an ordinance the officer reasonably believed to be a valid ordinance. It shall be a defense to any action for punitive damages that the official acted in good faith in enforcing an ordinance or that the officer enforced an ordinance on advice of legal counsel.
- B. Penalty for Violation: Unless otherwise specifically authorized by statute, the City Council may provide a penalty for the violation of any City ordinance by a fine not to exceed the maximum class B misdemeanor fine under Utah Code Annotated Section 76-3-301 or by a term of imprisonment up to six months, or by both the fine and term of imprisonment. The City Council may prescribe a minimum penalty for the violation of any City ordinance and may impose a civil penalty for the unauthorized use of City property, including, but not limited to, the use of parks, streets and other public grounds or equipment.
- C. Form of Ordinance: Any ordinance passed by the City Council shall contain and be in substantially the following order and form:
  - 1. a number;
  - 2. a title which indicates the nature of the subject matter of the ordinance;
  - 3. a preamble which states the need or reason for the ordinance;
  - 4. an ordaining clause which states, "Be it ordained by the City of South Weber:";
  - 5. the body or subject of the ordinance;
  - 6. when applicable, a statement indicating the penalty for violation of the ordinance or a reference that the punishment is covered by an ordinance which prescribes the fines and terms of imprisonment for the violation of the City ordinance; or, the penalty may establish a classification of penalties and refer to such ordinance in which the penalty for such violation is established;
  - 7. a statement indicating the effective date of the ordinance or the date when the ordinance shall become effective after publication or posting;
  - 8. a line for the signature of the Mayor or Mayor Pro Tem to sign the ordinance; and
  - 9. a place for the City Recorder to attest the ordinance and affix the seal of the City.
- D. Requirements as to Form; Effective Date:
  - 1. Ordinances passed or enacted by the City Council shall be signed by the Mayor, or if absent, by the Mayor Pro Tempore, or by a quorum of the City Council, and shall be recorded before taking effect. No ordinance shall be void or unlawful by reason of its failure to conform to the provisions of Utah Code Annotated Subsections 10-3-704(1), (2), (3), or (4).
  - 2. Ordinances shall become effective 20 days after publication or posting or 30 days after final passage by the City Council, whichever is closer to the date of final passage, but ordinances may become effective at an earlier or later date after publication or posting if so provided in the ordinance.
- E. Publication and Posting of Ordinances:
  - 1. Before an ordinance may take effect, the City Council adopting an ordinance, except an ordinance enacted under Utah Code Annotated Sections 10-3-706 to 10-3-710, shall deposit a copy of the ordinance in the office of the City Recorder and publish a short summary of the ordinance at least once in a newspaper published within the City, or if there is no newspaper published therein in a newspaper of general circulation with the City; or post a complete copy of the ordinance in three public places within the City.
  - 2. Any ordinance, code, or book, other than the State Code, relating to building or safety standards, City functions, administration, control or regulations, may be adopted and shall

take effect without further publication or posting, if reference is made to the code or book and at least one copy has been filed for use and examination by the public in the office of the City Recorder prior to the adoption of the ordinance by the City Council. Any State law relating to building or safety standards, City functions, administration, control or regulations, may be adopted and shall take effect without further publication or posting if reference is made to the State Code. The ordinance adopting the code or book shall be published in the manner provided in Utah Code Annotated Sections 10-3-709 and 10-3-710.

F. Recording, Numbering and Certification of Passage:

1. The City Recorder shall record, in a book used exclusively for that purpose, all ordinances passed by the City Council. The City Recorder shall give each ordinance a number, if the City Council has not already so done, and shall indicate upon the face of the ordinance the date adopted. Immediately following the passage of each ordinance, or codification of ordinances, the City Recorder shall make or cause to be made a certificate stating the date of passage and of the date of publication or posting, as required. The record and memorandum, or a certified copy thereof, shall be prima facie evidence of the contents, passage, and publication or posting of the ordinance or codification.
2. The City Recorder shall keep all ordinances of a local, private or temporary nature, including franchises, grants, dedication, bond issues and tax levies, in a separate book of "special ordinances" properly indexed and organized according to date adopted. The first number of such an ordinance shall be the last two digits of the year the ordinance is adopted, followed by a dash which is followed by a number indicating the order in which such special ordinance was adopted during the year.
3. Failure to comply with this subsection shall not affect or render invalid any ordinance of the City.

G. Resolutions:

1. Purpose: Unless otherwise required by law, the City Council may exercise all administrative powers by resolution, including, but not limited to establishing water and sewer rates, establishing charges for garbage collection and fees charged for City services, establishing personnel policies and guidelines, and regulating the use and operation of the City property. Punishment, fines or forfeitures may not be imposed by resolution.
2. Form: Any resolution passed by the City Council shall be in a form and contain sections substantially similar to that prescribed for ordinances.
3. Publication; Effective Date: Resolutions may become effective without publication or posting and may take effect on passage or at a later date as the City Council may determine, but resolutions may not become effective more than three months from the date of passage.

H. Public Hearings: The City Council shall not hold a public hearing for resolutions, ordinances, applications, amendments or other agenda items unless specifically required by state law or upon a procedural motion approved by the City Council.



### **1.03 City Manager**

- 1.03.010 Office Created
- 1.03.020 Appointment
- 1.03.030 Term
- 1.03.040 Powers and Duties
- 1.03.050 Role of the City Council
- 1.03.060 Salary
- 1.03.070 Performance Review

#### **1.03.010 Office Created**

There is hereby created the office of City Manager of South Weber City, Utah.

#### **1.03.020 Appointment**

The appointment of a City Manager shall be by the City Council, including the Mayor. Once appointed, the Mayor shall sign the contract between the City Manager and the City on behalf of the City.

#### **1.03.030 Term**

The City Manager shall serve at the pleasure of the City Council, except that the City Council may employ the Manager for a term not to exceed three years. The term of employment may be renewed at any time. Any person serving as Manager may be removed with or without cause by a majority vote of the City Council, including the Mayor.

#### **1.03.040 Powers and Duties**

A. The City Manager shall:

1. be the chief administrative officer of the City to whom all employees of the City report;
2. exercise the administrative powers, authority, and duties of the City;
3. carry out the policies and programs established by the Council;
4. report to and coordinate regularly with the Mayor;
5. notify the Mayor and City Council of any emergency existing in any department;
6. attend meetings of the City Council with the right to take part in the discussion but not to vote and may recommend to the City Council for adoption measures deemed necessary or expedient;
7. hire and, when deemed necessary, suspend or remove City employees, except that the City Recorder and the City Treasurer shall be appointed or removed only by the Mayor with the advice and consent of the City Council;
8. direct and supervise the administration of all departments, offices, and agencies of the City except as otherwise provided by law;
9. act as the budget officer for the City and perform or cause to be performed all of the duties of such office as set forth in the Uniform Municipal Fiscal Procedures Act, including the preparation and submittal of the annual budget to the Council; and

10. perform such other duties as may be required by this Code or by the City Council through ordinance, resolution, or directive.
- B. The City Manager may examine and inspect the books, records, and official papers of any office, department, agency, board of commissions of the City and make investigations and require reports from all personnel.
- C. In the Manager's temporary absence, the Finance Director, City Recorder, or City Treasurer in that order shall exercise the powers and perform the duties of the Manager.

#### **1.03.050 Role of the City Council**

Except for the purpose of inquiry, the Council and its members shall deal with the City administration solely through the City Manager. Neither the Council nor any member thereof or the Mayor shall give orders to any subordinate of the City Manager, either publicly or privately.

#### **1.03.060 Salary**

The salary of the City Manager shall be set from time to time by resolution of the City Council.

#### **1.03.070 Performance Review**

The City Council and Mayor shall review the performance of the City Manager six months after the month the City Manager is hired. After that time, unless there is a concern, the City Manager's performance shall be evaluated annually during November or December when other employee evaluations are conducted. During the review process, the City Council and Mayor may grant a step increase according to the City's compensation scale but the City Manager shall have no legal claim to a step increase.

### **1.04 Officers and Employees**

- 1.04.010 Creating Offices – Filing Vacancies
- 1.04.020 Compensation
- 1.04.030 Officials' Bonds
- 1.04.040 Oaths
- 1.04.050 Official Neglect and Misconduct
- 1.04.060 City Recorder and City Treasurer
- 1.04.070 City Attorney – Prosecutor
- 1.04.080 Private Work Prohibited

#### **1.04.010 Creating Offices – Filing Vacancies**

- A. Offices Created by Council: The City Council may create any office deemed necessary for the government of the City and provide for filling vacancies in elective and appointive offices.
- B. Mayor to Appoint and Fill Vacancies: The Mayor, with the advice and consent of the City Council, may appoint and fill vacancies in all offices provided for by law or ordinance.
- C. Continuation in Office: All appointed officers shall continue in office until their successors are appointed and qualified.

**1.04.020 Compensation**

- A. Established: The City Council shall from time to time enact by resolution the salaries to be paid the employees of the City.
- B. Benefits: In addition to the salary paid the officers and employees of the City, they shall receive the following benefits:
  - 1. the employees' share of the social security tax;
  - 2. vacation and sick leave on such basis as the City Council may from time to time establish by resolution; and
  - 3. State retirement.
- C. Serving in Two or More Positions: Whenever any person serves in two or more positions either as officers or employees of this City, unless otherwise specifically provided in the employment agreement by ordinance or by resolution, that person shall receive the salary or compensation of the office or employment paying the greater amount.
- D. Reimbursement for Travel Expenses: In addition to all other compensation or salaries, any officer or employee of the City may receive, following the submission to the City Recorder of a claim, travel expenses and per diem established by the Utah State Department of Finance for expense actually incurred by the person for attending any meeting, conference, seminar or training session, provided attendance is approved by the City Council.

**1.04.030 Officials' Bonds**

- A. Required: The elected officers of the City before taking office shall execute a bond with good and sufficient sureties, payable to the City in such amounts as are provided in Utah Code Ann. Section 10-3-801 et seq. of the Utah Code Annotated, conditioned for the faithful performance of the duties of the respective officers and the payment of all money received by such officer according to law and the ordinances of the City. All other officers of the City may, by resolution or ordinance, be required to furnish a personal bond with good and sufficient sureties or corporate surety bond payable to the City in such penal sum as the resolution or ordinance may establish, conditioned for the faithful performance of the duties of their office and the payment of all money received by such officers according to law and the ordinances of the City, or such officers may be included within public employee blanket bonds at such amounts as may be determined by the City Council.
- B. Approval of Bonds: The bonds of the Councilmembers shall be approved by the Mayor and the bond of the Mayor shall be approved by the City Council at the first meeting of the City Council in January following a City election.
- C. Premium Paid by City: The premium charged by a corporate surety for any bond required by the City shall be paid by the City.
- D. Additional Bonds: The City Council may at any time require further and additional bonds of any or all officers elected or appointed. All bonds given by the officers, except as otherwise provided by law, shall be filed with the City Recorder, except that the bond of the City Recorder shall be filed with the City Treasurer.
- E. Bond Amounts: The following named City officials shall each give a bond in the following amounts:

Mayor and City Council	\$ 2,500.00
City Treasurer	5% of City's budgeted gross revenue for the previous year but not less than \$300,000
City Recorder	\$ 2,500.00

- F. Treasurer's Bond: The Treasurer's bond shall be superseded by any rule, regulation, or directive of the State Money Management Council when such rule, regulation or directive is binding on the City.

**1.04.040 Oaths**

- A. Constitutional Oath of Office: All officers, whether elected or appointed, before entering on the duties of their respective offices shall take, subscribe and file the constitutional oath of office.
- B. Filing: The oath of office required under this Section shall be administered by any judge, notary public or by the City Recorder. Elected officials shall take their oath of office at 12:00 noon on the first Monday in January following their election or as soon thereafter as is practical. Appointed officers shall take their oath at any time before entering on their duties. All oaths of office shall be filed with the City Recorder.
- C. Acts of Officials Not Voided: No official act of any City officer shall be invalid for the reason that he failed to take the oath of office.

**1.04.050 Official Neglect and Misconduct**

- A. In case any City officer shall at any time wilfully omit to perform any duty, or wilfully and corruptly be guilty of oppression, malconduct, misfeasance, or malfeasance in office, the person is guilty of a class A misdemeanor, as provided in Utah Code Annotated Section 10-3-826, shall be removed from office, and is not eligible for any City office thereafter.
- B. As used in this section,
  - 1. "Oppression" means an offense consisting in the abuse of discretionary authority by a public officer who has an improper motive, as a result of which a person is injured.
  - 2. "Malconduct" means a public officer's corrupt violation of assigned duties by malfeasance, misfeasance, or nonfeasance.
  - 3. "Misfeasance" means the tort of excessive, malicious, or negligent exercise of statutory powers by a public officer.
  - 4. "Malfeasance" means a wrongful or unlawful act by a public officer.

**1.04.060 City Recorder and City Treasurer**

- A. Appointment: On or before the first Monday in February following a City election, the Mayor, with the advice and consent of the City Council, shall appoint a qualified person to each of the offices of City Recorder and City Treasurer.
- B. Ex Officio Auditor: The City Recorder is ex officio the City Auditor and shall perform the duties of that office.

**1.04.070 City Attorney – Prosecutor**

The City Attorney or Prosecutor may prosecute violations of City ordinances, and under State law, infractions and misdemeanors occurring within the boundaries of the City and has the same powers in respect to the violations as are exercised by a county attorney, including, but not limited to, granting immunity to witnesses. The City Attorney or Prosecutor shall represent the interests of the State or the City in the appeal of any matter prosecuted in any trial court by the City Attorney or Prosecutor.

#### **1.04.080 Private Work Prohibited**

It shall be unlawful for any employee of the City to authorize or render services or City equipment for use on any private person's property and which is a benefit to such private person, including snow removal, sewer or water line repair, or transporting garbage.

#### **1.05 Municipal Elections**

- 1.05.010 Conduct
- 1.05.020 Election – Terms
- 1.05.030 Eligibility and Residency Requirements
- 1.05.040 Primary Election
- 1.05.050 Campaign Finance Disclosure Requirements

#### **1.05.010 Conduct**

Elections for Mayor and Council members shall be conducted according to the municipal elections section of Utah Code Annotated Subsections 20A-9-404(1) and (2).

#### **1.05.020 Election – Terms**

- A. The election and terms of office of the offices of Mayor and two Council members shall be filled in municipal elections held in 1977. The terms shall be for four years. These offices shall be filled thereafter every four years in municipal elections.
- B. The offices of the other three Council members shall be filled in a municipal election held in 1979. The terms shall be for four years. These offices shall be filled thereafter every four years in municipal elections.
- C. The offices shall be filled in at-large elections which shall be held at the time and the manner provided for electing municipal officers.
- D. Where both two-year and four-year terms are to be filled by election or appointment, the election ballot or appointment shall clearly state which persons are to be elected or appointed to the shorter term and to the longer term.
- E. Vacancies in the office of Mayor or City Council shall be filled as provided in Utah Code Annotated Section 20A-1-510.

#### **1.05.030 Eligibility and Residency Requirements**

- A. Declaration of Candidacy: A person may become a candidate for any City office if:
  1. the person is a registered voter;
  2. the person has resided within the City for the 12 consecutive months immediately before the date of the election; and
  3. the person meets the other requirements of Utah Code Annotated Section 20A-9-203.
- B. Annexed Areas: A person living in an area annexed to the City meets the residency requirement of this subsection if that person resided within the area annexed to the City for the 12 consecutive months before the date of the election.
- C. Residency Maintained: Each elected officer of the City shall maintain residency within the boundaries of the City during the term of office.

D. Residence Outside City: If an elected officer of the City establishes a principal place of residence as provided in Utah Code Annotated Section 20A-2-105 outside of the City during the term of office, the office is automatically vacant.

E. Continuous Absence from City: If an elected City officer is absent from the City any time during the term of office for a continuous period of more than 60 days without the consent of the City Council, the City office is automatically vacant. **1.05.040 Primary Election**

- A. When Required: This section provides for the candidates for Mayor and Council members to be nominated at a primary election if required. A primary election will be held only when the number of candidates filing for an office exceeds twice the number to be elected, such as:
1. when one person to be elected, such as a Mayor, three or more must file to require a primary election;
  2. when two Council members are to be elected, five or more must file to require a primary election; and
  3. when three Council members are to be elected, seven or more must file to require a primary election.
- B. Placement on Ballot: The candidates nominated at the primary election, plus candidates that were not required to run in the primary are to be placed on the November ballot.

#### **1.05.050 Campaign Finance Disclosure Requirements**

- A. Whenever the following words or terms are used in this Chapter, they shall have such meanings herein ascribed to them unless the context makes such meaning repugnant thereto:

CANDIDATE: Any person who files a declaration of candidacy for an elective office of the city; or is nominated by a committee or party; or received contributions or made expenditures or consents to another person receiving contributions or making expenditures with a view to bringing about such person's nominations or election to such office; or causes on his behalf, any written material or advertisement to be printed, published, broadcast, distributed, or disseminated which indicates any intention to see such office.

CONTRIBUTION: Monetary and nonmonetary contributions such as in-kind contributions and contributions of tangible things, but shall not include personal services provided without compensation by individuals volunteering their time on behalf of a candidate.

ELECTION: Both primary and general elections.

EXPENDITURE: A purchase, payment, distribution, loan, advance, deposit, or gift of money or anything of value made for the purpose of influencing the nomination or election of any candidate.

- B. Filing of Disclosure Reports: Each candidate for elective offices shall file with the City Recorder dated, signed, and sworn financial reports, which comply with this section.
- C. Time of Filing: The reports required by this section shall be filed at least once seven days before the primary and general municipal elections and at least once 30 days after the municipal election.
- D. Contents of Statements: The statement filed seven days before the election shall include:
1. a list of each contribution of more than \$50 received by the candidate, and name of the donor;
  2. an aggregate total of all contributions of \$50 or less received by the candidate; and

3. a list of each expenditure for political purposes made during the campaign period, and the recipient of each expenditure.
- E. The statement filed 30 days after the elections shall include:
1. a list of each contribution of more than \$50 received after the cutoff date for the statement filed seven days before the election, and the name of the donor; and
  2. a list of all expenditures for political purposes made by the candidate after the cutoff date for the statement filed seven days before the election, and the recipient of each expenditure.
- F. Public Information: The statements required by this section shall be public documents and shall be available for public inspection and copying during all regular city business hours.
- G. Penalty for Noncompliance: Any candidate who fails to comply with this section is guilty of an infraction.
- H. Severability: If any subsection, sentence, clause or phrase of this section is declared invalid or unconstitutional by a court of competent jurisdiction, said portion shall be severed and such declarations shall not affect the validity of the remainder of this section.

## **1.06 Official City Code**

- [1.06.010 Title](#)
- [1.06.020 Acceptance](#)
- [1.06.030 Amendments](#)
- [1.06.040 Code Alterations](#)
- [1.06.050 Incorporation of Statutes](#)
- [1.06.060 Civil Liability](#)

### **1.06.010 Title**

Upon the adoption by the City Council, this City Code is hereby declared to be and shall hereafter constitute the official city code of South Weber City and shall be known and cited as the South Weber City Code. This Code is hereby published by authority of the City Council and shall be supplemented to incorporate the most recent legislation of the City. Any reference to the number of any section contained herein shall be understood to refer to the position of the same number, its appropriate chapter and title heading, and to the general penalty clause relating thereto, as well as to the section itself, when reference is made to this City Code by title in any legal documents.

### **1.06.020 Acceptance**

The City Code as hereby presented in printed form shall hereafter be received without further proof in all courts and in administrative tribunals of this State as the ordinances of the City of general and permanent effect, except the excluded ordinances enumerated in Chapter 1.07 of this Code.

### **1.06.030 Amendments**

Any ordinance amending the City Code shall set forth the title, chapter and section number of the section or sections to be amended, and this shall constitute sufficient compliance with any statutory requirement pertaining to the amendment or revision by ordinance of any part of this City Code. All such amendments or revisions by ordinance shall be immediately forwarded to the codifiers, and the ordinance material shall be prepared for insertion in its proper place in each copy of this City Code. Each replacement page shall be properly identified and inserted in each individual copy of the City Code.

### **1.06.040 Code Alterations**

It shall be deemed unlawful for any person to alter, change, replace or deface in any way any section or any page of this City Code in such a manner that the meaning of any phrase or order may be changed or omitted. Replacement pages may be inserted according to the official instructions when so authorized by the City Council. The City Recorder shall see that the replacement pages are properly inserted in the official copies maintained in the office of the City Recorder. Any person having custody of a copy of the City Code shall make every effort to maintain the Code current as to the most recent ordinances passed. Such person shall see to the immediate insertion of new or replacement pages when such are delivered or made available to such person through the office of the City Recorder. Code books, while in actual possession of officials and other interested persons, shall be and remain the property of the City and shall be returned to the office of the City Recorder when directed so to do by order of the City Council.

#### **1.06.050 Incorporation of Statutes**

Any reference or citation to any statute shall not be interpreted or construed to include, incorporate or make the citation or statute part of this Code, unless the provisions of this Code specifically include, incorporate or make the citation or statute part of this Code by reference or incorporation, and any such reference or citation not specifically included or incorporated may be changed, amended or deleted without publication on an order of the City Council.

#### **1.06.060 Civil Liability**

No provision of this Code shall create any civil liability on the City, its officers or employees, whether or not the Code imposes mandatory or directional duties and whether or not the City, its officers or employees, perform or do not perform such duties.

#### **1.07 Saving Clause**

- 1.07.010 Repeal of General Ordinances
- 1.07.020 Court Proceedings
- 1.07.030 Severability Clause

#### **1.07.010 Repeal of General Ordinances**

- A. Repealer; Exceptions: All general ordinances of the City passed prior to the adoption of this City Code are hereby repealed, except such as are included in this City Code or are by necessary implication herein reserved from repeal, subject to the saving clauses contained in this chapter, and excluding the following ordinances which are not hereby repealed: tax levy ordinances; appropriation ordinances; ordinances relating to boundaries and annexations; franchise ordinances and other ordinances granting special rights to persons or corporations; contract ordinances and ordinances authorizing the execution of a contract or the issuance of warrants; salary ordinances; fee ordinances; ordinances establishing, naming or vacating streets, alleys or other public places; improvement ordinances; bond ordinances; ordinances relating to elections; ordinances relating to the transfer or acceptance of real estate by or from the City; and all special ordinances.
- B. Effect of Repealing Ordinances: The repeal of the ordinances provided in Subsection 1.07.010A. shall not affect any debt or fee which is accrued, any duty imposed, any penalty incurred, nor any action or proceeding commenced under or by virtue of the ordinances repealed or the term of office of any person holding office at the time these ordinances take effect; nor shall the repeal of any ordinance have the effect of reviving any ordinance heretofore repealed or superseded.



### **1.07.020 Court Proceedings**

- A. Prior Acts: No ordinance shall be construed or held to repeal a former ordinance whether such former ordinance is expressly repealed or not, as to any offense committed against such former ordinance or as to any act done, any penalty, forfeiture or punishment so incurred, or any right accrued or claim arising under the former ordinance, or in any way whatever to affect any such offense or act so committed or so done, or any penalty, forfeiture or punishment so incurred or any right accrued or claim arising before the new ordinance takes effect, save only that the proceedings thereafter shall conform to the ordinance in force at the time of such proceeding, so far as practicable. If any penalty, forfeiture or punishment may be mitigated by any provision of a new ordinance, such provision may be, by consent of the party affected, applied to any judgment announced after the new ordinance takes effect.
- B. Scope of Section: This section shall extend to all repeals, either by express words or implication, whether the repeal is in the ordinance making any new provisions upon the same subject or in any other ordinance.

### **1.07.030 Severability Clause**

If any section, subsection, subdivision, paragraph, sentence, clause, or phrase of this City Code or any part thereof is for any reason held to be unconstitutional or invalid or ineffective by any court of competent jurisdiction, such decision shall not affect the validity or effectiveness of the remaining portions of this Code, or any part thereof. The City Council hereby declares that it would have passed each section, subsection, subdivision, paragraph, sentence, clause or phrase thereof irrespective of the fact that any one or more sections, subsections, subdivisions, paragraphs, sentences, clauses or phrases be declared unconstitutional, invalid or ineffective.

## **1.08 Definitions**

- 1.08.010 Construction of Words
- 1.08.020 Definitions – General
- 1.08.030 Headings

### **1.08.010 Construction of Words**

- A. Whenever any word in any section of this Code importing the plural number is used in describing or referring to any matters, parties or persons, any single matter, party or person shall be deemed to be included, although distributive words may not have been used. When any subject matter, party or person is referred to in this Code by words importing the singular number only, or a particular gender, several matters, parties or persons and the opposite gender and bodies corporate shall be deemed to be included; provided, that these rules of construction shall not be applied to any section of this Code which contains any express provision excluding such construction or where the subject matter or context may be repugnant thereto. The use of any verb in the present tense shall include the future and past tense when applicable.
- B. All words and phrases shall be construed and understood according to the common use and understanding of the language. Technical words and phrases and such other words and phrases as may have acquired a particular meaning in law shall be construed and understood according to such particular meaning.
- C. The word "ordinance" contained in the ordinances of the City has been changed in the content of this Code to "title," "chapter," "section," and "subsection," or words of similar import for

organizational and clarification purposes only. Such changes are not meant to amend passage and effective dates of the original ordinances.

- D. Whenever any act, conduct or offense is prohibited or required and no reference is made to location, unless the context specifically indicates otherwise, the act, conduct or offense prohibited or required shall be within the boundaries of this City.
- E. Any reference made in this Code to a City officer, official, or employee by title only shall be construed as though followed by the words, "of the City of South Weber."

#### **1.08.020 Definitions – General**

Whenever the following words or terms are used in this Code, they shall have such meanings herein ascribed to them unless the context makes such meaning repugnant thereto:

**ADMINISTRATIVE DECISION:** The execution of municipal laws, ordinances, rules, regulations, or public policy.

**AGENT:** A person acting on behalf of another with authority conferred, either expressly or by implication.

**BUSINESS:** Includes all activities engaged in within the City carried on for the purpose of gain or economic profit, except that the acts of employees rendering service to employers shall not be included in the term business, unless otherwise specifically provided.

**CHIEF OF POLICE or CHIEF LAW ENFORCEMENT OFFICER:** The Davis County sheriff or any deputy of the Davis County sheriff's office assigned to act as chief of police or chief law enforcement officer by the Davis County sheriff.

**CITY:** The City of South Weber, Davis County, Utah.

**CITY COUNCIL:** The City Council of the City of South Weber, Utah.

**CITY RECORDER:** The individual appointed to act as the City Recorder of the City.

**CODE:** The City Code of the City of South Weber, Utah.

**COUNTY:** Davis County, Utah.

**FEE:** A sum of money charged by the City for the carrying on of a business, profession, or occupation.

**HIGHWAY or ROAD:** Includes public bridges and may be equivalent to the words "county way," "county road," "common road," and "state road."

**LEGISLATIVE DECISION:** The creation, amending or altering of municipal laws, ordinances, rules, regulations, or public policy.

**LICENSE:** The permission granted for the carrying on of a business, profession or occupation and includes any certificate, permit or license issued by the City.

**NUISANCE:** Anything offensive to the sensibilities of reasonable persons, or any act or activity creating a hazard which threatens the health and welfare of inhabitants of the City, or any activity which by its

perpetuation can reasonably be said to have a detrimental effect on the property of a person or persons within the community.

OCCUPANT: As applied to a building or land, shall include any person who occupies the whole or any part of such building or land whether alone or with others.

OFFENSE: Any act forbidden by any provision of this Code or the omission of any act required by the provisions of this Code.

OFFICERS or OFFICIALS: Any elected or appointed person employed by the City, unless the context clearly indicates otherwise.

OPERATOR: The person who is in charge of any operation, business, or profession.

OWNER: As applied to a building or land, shall include any part owner, joint owner, tenant in common, joint tenant or lessee of the whole or of a part of such building or land.

PERSON: Any public or private corporation, firm, partnership, association, organization, government, or any other group acting as a unit, as well as a natural person.

PERSONAL PROPERTY: Shall include every description of money, goods, chattels, effects, evidence of rights in action and all written instruments by which any pecuniary obligation, right, or title to property is created, acknowledged, transferred, increased, defeated, discharged, or diminished, and every right or interest therein.

PROPERTY: Includes both real and personal property.

REASONABLE TIME: In all cases where any ordinance requires that an act be done in a reasonable time or that reasonable notice be given, such reasonable time for such notice shall be deemed to mean such time as may be necessary for the expeditious performance of such duty or compliance with such notice.

RETAILER: Unless otherwise specifically defined, shall be understood to relate to the sale of goods, merchandise, articles or things direct to the consumer.

RIGHT OF WAY: The privilege of the immediate use of the roadway or other property.

STATE: The state of Utah.

STREET: Includes alleys, lanes, courts, boulevards, public ways, public squares, sidewalks, gutters and culverts, crosswalks, and intersections.

TENANT: As applied to a building or land, shall include any person who occupies the whole or any part of such building or land, whether alone or with others.

TIME COMPUTED: The time within which an act is to be done as provided in any ordinance or in any resolution or order of the City, when expressed in days, shall be determined by excluding the first day and including the last day, except if the last day be a Sunday or a legal holiday, then the last day shall be the day next following such Sunday or legal holiday which is not a Sunday or legal holiday. When time is expressed in hours, Sunday and all legal holidays shall be excluded.

WEEK: Shall be construed to mean any seven-day period.

WHOLESALE or WHOLESALE DEALER: Unless otherwise specifically defined, relates to the sale of goods, merchandise, articles, or things to persons who purchase for the purpose of resale.

WRITTEN or IN WRITING: May include printing and any other mode of representing words and letters, but when the written signature of any person is required by law to any official or public writing or bond, it shall be in the proper handwriting of such person, or in case such person is unable to write, by such person's proper mark.

### **1.08.030 Headings**

The headings of the several sections of this Code are intended as mere catchwords to indicate the content of the title, chapter, or section and shall not be deemed or taken to be titles of such sections, nor be deemed to govern, limit, modify or in any manner affect the scope, meaning or intent of the provisions of any division thereof, nor unless expressly so provided, shall they be so deemed when any of such sections, including the headings, are amended or reenacted.

## **1.09 General Penalty**

- 1.09.010 Sentencing
- 1.09.020 Offenses Designated – Classified
- 1.09.030 Administrative Remedies

### **1.09.010 Sentencing**

- A. Penalty for Violation of Ordinance: Unless otherwise specifically authorized by State statute, the City Council may provide a penalty for the violation of any City ordinance by a fine not to exceed the maximum class B misdemeanor fine under Utah Code Annotated Section 76-3-301, or by a term of imprisonment up to six months, or by both the fine and term of imprisonment. The City Council may prescribe a minimum penalty for the violation of any City ordinance and may impose a civil penalty for the unauthorized use of City property, including, but not limited to, the use of parks, streets and other public grounds or equipment.
- B. Term of Imprisonment for Misdemeanors: A person who has been convicted of a misdemeanor may be sentenced to imprisonment as follows:
  1. in the case of a class B misdemeanor, for a term not exceeding six months;
  2. in the case of a class C misdemeanor, for a term not exceeding 90 days.
- C. Infractions:
  1. A person convicted of an infraction may not be imprisoned but may be subject to a fine, forfeiture, and disqualification, or any combination.
  2. Whenever a person is convicted of an infraction and no punishment is specified, the person may be fined as for a class C misdemeanor.
- D. Fines of Persons: A person convicted of an offense may, in addition to any term of imprisonment imposed, be sentenced to pay a fine not to exceed:
  1. \$1,000 when the conviction is of a class B misdemeanor conviction; and
  2. \$750 when the conviction is of a class C misdemeanor conviction or infraction conviction.
- E. Fines of Corporations: The sentence to pay a fine, when imposed upon a corporation, association, partnership or governmental instrumentality for an offense defined in this Code, or the ordinances of the City, or for an offense defined outside of this Code over which this City has jurisdiction, for

which no special corporate fine is specified, shall be to pay an amount fixed by the court, not exceeding:

1. \$5,000 when the conviction is for a class B misdemeanor conviction; and
2. \$1,000 when the conviction is for a class C misdemeanor conviction or for an infraction conviction.

#### **1.09.020 Offenses Designated – Classified**

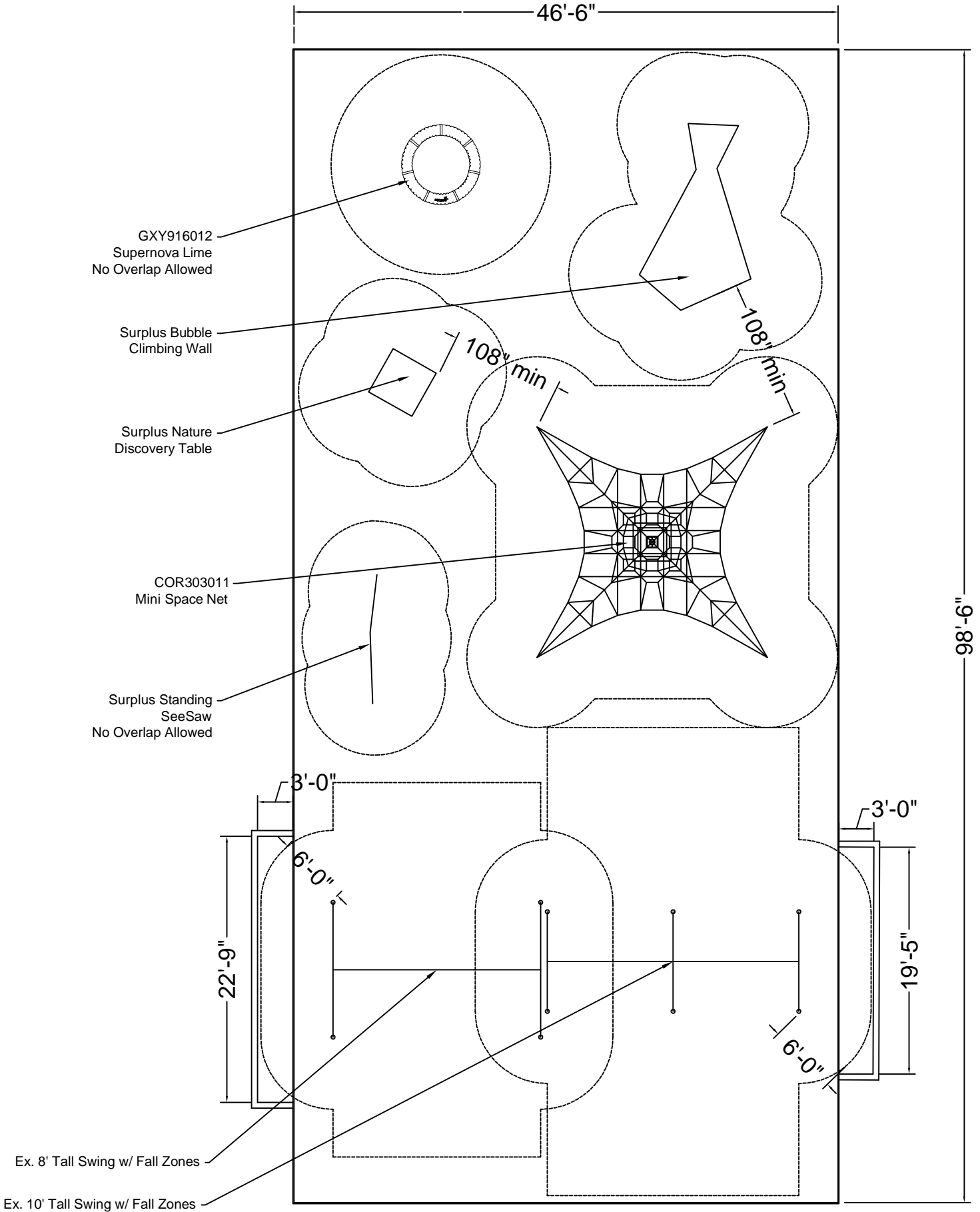
- A. Sentencing:
  1. A person adjudged guilty of an offense under this Code or the ordinances of this City shall be sentenced in accordance with the provisions of this Chapter.
  2. Ordinances enacted after the effective date of this Code which involve an offense shall be classified for sentencing purposes in accordance with this Chapter, unless otherwise expressly provided.
- B. Designation of Offenses: Offenses are designated as misdemeanors or infractions.
- C. Misdemeanors Classified:
  1. Misdemeanors are classified into two categories:
    - a. class B misdemeanors; and
    - b. class C misdemeanors.
  2. An offense designated as a misdemeanor or any act prohibited or declared to be unlawful in this Code or any ordinance of this City when no other specification as to punishment or category is made, shall be a class B misdemeanor.
- D. Infractions:
  1. Infractions are not classified.
  2. Any offense which is made an infraction in this Code or other ordinances of this City, or which is expressly designated an infraction and any offense designated by this Code or other ordinances of this City which is not designated as a misdemeanor and for which no penalty is specified is an infraction.
- E. Continuing Violation: In all instances where the violation of this Code or any ordinance enacted is a continuing violation, a separate offense shall be deemed committed on each day during or on which the violation occurs or continues to occur.

#### **1.09.030 Administrative Remedies**

- A. Hearing Request: Unless otherwise specifically provided in any ordinance of the City or any code adopted by reference, a hearing before the City Council may be requested by any person:
  1. who is denied or refused a permit or license by any officer, agent or employee of this City; or
  2. whose permit or license is revoked, restricted, qualified or limited from that for which it was first issued.
- B. Form of Request: The request for hearing must be made in writing to the Mayor, City Manager, or City Recorder and made within 30 days following the date the notice denying, refusing, revoking, restricting, qualifying, or limiting the license or permit is made.
- C. Procedure:
  1. Time and Place: Following receipt of a request for hearing, the City Council shall inform the person requesting a hearing of the time and place the hearing is to be held.
  2. Witnesses; Evidence: At the hearing, the aggrieved party shall have the right to hear and examine any witnesses the City may produce to support its decision and to present evidence in support of the aggrieved party's contention.

3. Decision of City Council: The City Council shall, within ten days following the conclusion of the hearing, inform in writing the person who requested the hearing of the decision of the City Council.
- D. Not Additional Remedy: This section shall not be construed so as to afford any aggrieved party more than one hearing before the City Council, nor shall the hearing provided in this section apply to any criminal complaint or proceeding.

South Weber Layout w/ surplus equipment  
 Existing Swings location to be verified



# RESOLUTION 17-08

## A RESOLUTION BY THE SOUTH WEBER CITY COUNCIL AMENDING SECTION 3.020 OF SOUTH WEBER CITY'S POLICIES AND PROCEDURES, ADDING A REQUIREMENT FOR BACKGROUND CHECKS ON EMPLOYEES

**WHEREAS**, from time to time amendments are deemed necessary to make in the City's Policies and Procedures for clarification purposes and to establish best practices;

**WHEREAS**, the City of South Weber utilizes Policies and Procedures to provide guidelines and information for City employees to assist them in performing and pursuing competent and satisfying employment with the City; and

**WHEREAS**, from time to time it becomes necessary to amend the Policies and Procedures in order to stay current with common practices; and

**WHEREAS**, the South Weber City Council has reviewed the amendment and recommendation as prepared by the administrative staff;

**BE IT HEREBY RESOLVED**, by the South Weber City Council that Section 3.020 of the South Weber City's Policies and Procedures, is hereby amended to read:

### **Section 3.020. Recruitment.**

It is the policy of South Weber City that recruitment, selection and hiring of all applicants for job positions within the City shall be conducted in accordance with recruitment procedures approved by the City Manager. The City shall conduct pre-hire criminal background checks on all full-time, part-time, seasonal, or volunteer employees, and may conduct criminal background checks on such employees at other random times. The City shall also conduct pre-hire financial background checks on executive employees including the City Manager and department directors; and may conduct additional financial backgrounds checks for executive employees at other random times. Firefighters shall pass department physical evaluations prior to being hired.

**PASSED AND ADOPTED** by the City Council of South Weber this **28<sup>th</sup> day of February 2017**.

**APPROVED**

---

**Tamara Long, Mayor**

**Attest:**

---

**Elyse Greiner, City Recorder**

Roll call vote is as follows:

Mr. Casas	Yes	No
Mr. Winsor	Yes	No
Mr. Hyer	Yes	No
Mrs. Sjoblom	Yes	No
Mr. Taylor	Yes	No



## **ORDINANCE NO. 17-02**

### **AN ORDINANCE OF THE SOUTH WEBER CITY COUNCIL AMENDING SOUTH WEBER CITY CODE SUBSECTIONS 1.06.020B; 1.06.090E; and 7.01.020A**

**WHEREAS**, City staff has found areas for improvement in updating the City Code and provided recommendations to the City Council; and

**WHEREAS**, the South Weber City Council has reviewed the amendments and concurs with said favorable recommendations; and

**NOW THEREFORE BE IT ORDAINED**, by the Legislative Body of South Weber City:

**Section 1. Subsections Amended.** Subsections 1.06.020B; 1.06.090E; and 7.01.020A of the South Weber City Code are hereby amended to read:

#### **1.06.020 Compensation**

B. Benefits: In addition to the salary paid the officers and employees of the City, they shall receive the following benefits:

1. Vacation and sick leave on such basis as the City Council may from time to time establish by resolution.
2. State retirement.

#### **1.06.090 Review**

E. Employee Review: The City Manager shall review the performance of the Department Directors, City Treasurer, and City Recorder six (6) months after the month of the positions employment date. After that time, unless there is a concern, the performance of the Department Directors, City Treasurer, and City Recorder shall be evaluated annually in the month of May (when other employee evaluations are to be conducted).

Department Directors shall review the performance of their respective department subordinates six (6) months after the month of the positions employment date. After that time, unless there is a concern, the performance of the subordinate shall be evaluated annually in the month of May (when other employee evaluations are to be conducted).

#### **7.01.020 Removal of Snow**

A. Failure To Remove Unlawful: It shall be unlawful for the owner, occupant, lessor or agent of any property, abutting on a paved sidewalk, to fail to remove or have removed

from such paved sidewalk, all hail, snow or sleet thereon within a reasonable time after such snow, hail or sleet has fallen but no longer than 24 hours. The code enforcement officer may grant a time extension if it is deemed necessary. The code enforcement officer may grant exception on a case by case basis if there are extenuating circumstances.

**Section 2. Severability Clause.** If a court holds any part or provision of this Ordinance invalid or unenforceable, such invalidity or unenforceability shall not affect any other portion of this Ordinance and all provisions, clauses and words of this Ordinance shall be severable.

**PASSED AND ADOPTED** by the City Council of South Weber, Davis County, on \_\_\_\_\_ day of \_\_\_\_\_ 2017.

**ATTEST:**

\_\_\_\_\_  
**MAYOR: Tamara Long**

\_\_\_\_\_  
**Elyse Greiner, City Recorder**

Roll call vote is as follows:

Mr. Casas	Yes	No
Mr. Winsor	Yes	No
Mr. Hyer	Yes	No
Mrs. Sjoblom	Yes	No
Mr. Taylor	Yes	No

**CERTIFICATE OF POSTING**

I, the duly appointed recorder for the City of South Weber, hereby certify that:

***ORDINANCE 17-02: AN ORDINANCE OF THE SOUTH WEBER CITY COUNCIL  
AMENDING SOUTH WEBER CITY CODE SUBSECTIONS 1.06.020B; 1.06.090E; &  
7.01.020A***

was passed and adopted the \_\_\_\_ day of \_\_\_\_\_ 2017, and certifies that copies of the foregoing Ordinance 17-02 were posted in the following locations within the municipality this \_\_\_\_ day of \_\_\_\_\_, 2017.

1. South Weber Elementary, 1285 E. Lester Drive
2. South Weber Family Activity Center, 1181 E. Lester Drive
3. South Weber City Building, 1600 E. South Weber Drive

\_\_\_\_\_  
**Elyse Greiner, City Recorder**

### **7.01.020 Removal Of Snow**

- A. Failure To Remove Unlawful: It shall be unlawful for the owner, occupant, lessor or agent of any property, abutting on a paved sidewalk, to fail to remove or have removed from such paved sidewalk, all hail, snow or sleet thereon within a reasonable time after such snow, hail or sleet has fallen but no longer than 24 hours.- ~~In the case of a storm between the hours of five o'clock (5:00) P.M. and six o'clock (6:00) A.M., such sidewalks shall be cleaned before nine o'clock (9:00) A.M. of the same day. The code enforcement officer may grant a time extension if it is deemed necessary. The code enforcement officer may grant exceptions on a case by case basis if there are extenuating circumstances.~~

### **1.06.020 Compensation**

- A. Established: The City Council shall from time to time enact by resolution the salaries to be paid the employees of the City.
- B. Benefits: In addition to the salary paid the officers and employees of the City, they shall receive the following benefits:
1. ~~The employees' share of the social security tax.~~
  2. Vacation and sick leave on such basis as the City Council may from time to time establish by resolution.
  3. State retirement.

# RESOLUTION 17-10

## A RESOLUTION BY THE SOUTH WEBER CITY COUNCIL AMENDING THE CONSOLIDATED FEE SCHEDULE: CHAPTER 7: CIVIC CENTER

**WHEREAS**, the South Weber City Council made a motion to change the use of the Civic Center from a rental space open to the public to a storage space for the Fire Department on 21 February 2017;

**WHEREAS**, the City desires to remove *Chapter 7: Civic Center* from its Consolidated Fee Schedule to support said change;

**NOW THEREFORE, BE IT RESOLVED** by the South Weber City Council that the following provisions are hereby removed from the Consolidated Fee Schedule:

### CHAPTER 7: CIVIC CENTER (7355 S. 1375 E.)

DEPOSIT: \$200 Deposit

Building will only be put on "hold" for 24 hrs. without receipt of deposit.

#### RENTAL FEES:

1. City Government Related Meeting      No Charge. However, all rules shall be adhered to; as well as clean-up.
2. Other Governmental, Nonprofit Organizations & Residents      \$25 for first hour and \$5 each additional hour (one-hour minimum and four hour maximum rental) Fee to be paid in full before key will be checked out.
3. Private, For-Profit Organizations & Non-Residents      \$35 for first hour and \$10 each additional hour (one-hour minimum and four hour maximum) Fee to be paid in full before key will be checked out.
4. Deposit Policy: In addition to the rental fees (above) a \$200 security deposit is required for all rentals. A minimum \$50 payment is due at the time the reservation is made and the balance paid at the time the key is picked up. Deposits made via check will be cashed. The security deposit will not be refunded if the key is lost or if the facility is found to be in disrepair upon inspection. If the key is lost a refund may be given less the cost incurred to re-key and purchase new keys for the facility. If the facility or any items therein are found to be damaged or in disrepair, the cost of the damage or repairs will be deducted from the deposit prior to refund.

The Fee and security deposit may be refunded in full if the reservation is canceled three (3) weeks prior to use. A refund of 50% of the fee and 100% of the security deposit may

be made if the reservation is canceled less than 3 weeks, but more than 48 hours prior to scheduled use.

South Weber City reserves the right to refuse rental to any person or entity for any reason with or without cause.

**PASSED AND ADOPTED** by the City Council of South Weber this **28<sup>th</sup> of February 2017.**

**APPROVED**

---

**Tamara P. Long, Mayor**


**Attest:**

---

**Elyse Greiner, City Recorder**

Roll call vote is as follows:

Mr. Casas	Yes	No
Mr. Winsor	Yes	No
Mr. Hyer	Yes	No
Mrs. Sjoblom	Yes	No
Mr. Taylor	Yes	No



1600 E. South Weber Drive  
South Weber, UT 84405

www.southwebercity.com

801-479-3177  
FAX 801-479-0066

## **CITY MEETING SCHEDULE – 2017**

All City meetings, hearings and court sessions are held at  
the South Weber City Office, 1600 E. South Weber Drive, South Weber, UT unless otherwise posted.

### ***City Council***

**2<sup>nd</sup> & 4<sup>th</sup> Tuesday of every month**  
**6:00 p.m.** (5:00 work meeting)

January 10	June 27
Summit January 14	July 11
January 24	July 25
February 14	August 8
February 28	August 22
March 14	September 12
March 28	September 26
April 11	October 10
April 25	October 24
May 9	November 14
May 23	November 28
June 13	December 12 (only mtg.)

### ***Planning Commission***

**2<sup>nd</sup> Thursday of every month**  
**6:30 p.m.** (6:00 work meeting)

January 12  
Summit January 14  
February 9  
March 9  
April 13  
May 11  
June 8  
July 13  
August 10  
September 14  
October 12  
November 9  
December 14

Meeting dates are subject to change or cancellation.

### ***City Council Work Meetings***


**3<sup>rd</sup> Tuesday of every month** (except December and as otherwise noticed) – **5:00 p.m.**

### ***Court Sessions***

**1<sup>st</sup> & 3<sup>rd</sup> Thursday of every month**  
**4:00 p.m. to 6:00 p.m.**

(Unless otherwise designated, dates are subject to change upon the approval of the Judge.)

January 5	July 6
January 19	July 20
February 2	August 10 (2 <sup>nd</sup> Thursday)
February 16	August 17
March 2	September 7
March 16	September 21
<del>April 6</del>	October 5
April 20	October 19
May 4	November 2
May 18	November 16
June 1	December 14 (2 <sup>nd</sup> Thursday)
June 15	December 21



1600 E. South Weber Drive  
South Weber, UT 84405

www.southwebercity.com

801-479-3177  
FAX 801-479-0066

## **CITY MEETING SCHEDULE – 2017**

All City Meetings, Hearings and Court Sessions are held at  
The South Weber City Office, 1600 E. South Weber Drive, South Weber, unless otherwise posted

### **City Council**

**2<sup>nd</sup>, 3<sup>rd</sup> & 4<sup>th</sup> Tuesday of every month**  
**6:00 p.m.** (5:00 work meeting)

January 10	June 27
Summit January 14	July 11
January 17	July 18
January 24	July 25
February 14	August 8
February 21	August 15
February 28	August 22
March 14	September 12
March 21	September 19
March 28	September 26
April 11	October 10
April 18	October 17
April 25	October 24
May 9	November 14
May 16	November 21
May 23	November 28
June 13	December 12 (only mtg.)
June 20	

### **Planning Commission**

**2<sup>nd</sup> Thursday of every month**  
**6:30 p.m.** (6:00 work meeting)

January 12
Summit January 14
February 9
March 9
April 13
May 11
June 8
July 13
August 10
September 14
October 12
November 9
December 14

Meeting dates are subject to change or cancellation.

### **Court Sessions**

**1<sup>st</sup> & 3<sup>rd</sup> Thursday of every month**  
**4:00 p.m. to 6:00 p.m.**

(Unless otherwise designated, dates are subject to change upon the approval of the Judge.)

January 5	July 6
January 19	July 20
February 2	August 10 (2 <sup>nd</sup> Thursday)
February 16	August 17
March 2	September 7
March 16	September 21
<del>April 6</del>	October 5
April 20	October 19
May 4	November 2
May 18	November 16
June 1	December 14 (2 <sup>nd</sup> Thursday)
June 15	December 21

**NOT APPROVED**