

SOUTH WEBER CITY COUNCIL AGENDA - **AMENDED**

PUBLIC NOTICE is hereby given that the **City Council of SOUTH WEBER CITY**, Utah, will meet in a regular public meeting on **Tuesday, 14 November 2017** at the **City Council Chambers, 1600 E. South Weber Dr.**, commencing at **6:00 p.m.**

WORK MEETING:

5:00 p.m. Discussion of agenda items, correspondence, and/or future agenda items.

COUNCIL MEETING:

6:00 p.m. PLEDGE OF ALLEGIANCE – Council Member
PRAYER - Council Member
APPROVAL OF AGENDA
DECLARATION OF CONFLICT OF INTEREST

1. CONSENT AGENDA:

- ◆ Approval of October 24, 2017 Minutes
- ◆ Approval of September 2017 Budget to Actual
- ◆ Municipal General Election Canvass
- ◆ Approval of Street Light Installation at 1275 East Lester Dr. and street light agreement with Rocky Mountain Power

6:20 p.m.

2. ACTIVE AGENDA:

- a. **Public Hearing:** Purchase of real property located at approx. **1080 Lester Dr., parcel #13-021-0054** for \$215,000
- b. **ORD 17-19** Amending Subsection 11.06 Impact Fees: Parks and Trails (taking effect end of Dec.)
- c. **Public Hearing:** RES 17-41 South Weber City Water Conservation Plan
- d. Motion to approve an update to the City's Building Access System

7:30 p.m.

- 3. PUBLIC COMMENT:** Please keep public comments to 3 minutes or less per person (no action to be taken)

7:40 p.m.

4. REPORTS:

- a. Mayor – on designated committee responsibilities
- b. City Council – on designated committee responsibilities
- c. City Manager – on current events and future agenda items
- d. Planning Commission Liaison – meeting and current development update

8:20 p.m.

5. ADJOURN

THE UNDERSIGNED DULY APPOINTED CITY RECORDER FOR THE MUNICIPALITY OF SOUTH WEBER CITY HEREBY CERTIFIES THAT A COPY OF THE FOREGOING NOTICE WAS MAILED, EMAILED, OR POSTED TO:

CITY OFFICE BUILDING

EACH MEMBER OF THE GOVERNING BODY

UTAH PUBLIC NOTICE WEBSITE

www.pmn.utah.gov

CITY WEBSITE www.southwebercity.com

THOSE LISTED ON THE AGENDA

DATE: November 9, 2017

CITY RECORDER: Mark McRae

IN COMPLIANCE WITH THE AMERICANS WITH DISABILITIES ACT, INDIVIDUALS NEEDING SPECIAL ACCOMMODATIONS DURING THIS MEETING SHOULD NOTIFY THE CITY RECORDER, 1600 EAST SOUTH WEBER DRIVE, SOUTH WEBER, UTAH 84405 (801-479-3177) AT LEAST TWO DAYS PRIOR TO THE MEETING.

Agenda times are approximate and may be moved in order, sequence and time to meet the needs of the Council

SOUTH WEBER CITY COUNCIL WORK MEETING

DATE OF MEETING: 24 October 2017

TIME COMMENCED: 5:02 p.m.

PRESENT: MAYOR:

Tammy Long

COUNCILMEMBERS:

Scott Casas
Kent Hyer (arrived 5:04 p.m.)
Jo Sjoblom
Merv Taylor (excused)
Wayne Winsor

CITY RECORDER

Mark McRae

CITY MANAGER:

Tom Smith (excused)

CITY ENGINEER:

Brandon Jones

Transcriber: Minutes transcribed by Michelle Clark

ATTENDEES: Tim Grubb

Mayor Long excused Tom Smith, City Manager, and Council Member Taylor from tonight's meeting. She said Mark McRae will be the City Recorder, and acting City Manager.

CONSENT AGENDA:

- **Approval of October 10, 2017 Work Meeting and Meeting Minutes**

Mayor Long asked if there were any questions on the minutes. There were none. Council Member Casas asked about the budget to actual. Mark McRae stated it isn't ready yet and he will have it for the next meeting.

ACTIVE AGENDA:

RESOLUTION 17-40 Development, Design, & Construction Standards and Public Works Standard Drawings: South Weber City has established Development, Design, & Construction Standards and Public Works Standard Drawings to define the general requirements for improvements to be built by a sub-divider or contractor working with the public way. On the 12th of October 2017 the South Weber City Planning Commission held a public hearing and has reviewed the Development, Design, & Construction Standards and Public Works Standard Drawings as submitted and recommended by the City Engineer, and has made a favorable recommendation of these standards.

Council Member Winsor is concerned about going from 4" to 6" sidewalk. He doesn't see the benefit and feels it is a waste. Council Member Casas said he has never heard of sidewalks being 6". Brandon Jones, City Engineer, said it is common to have 4", but some of his concerns are if you don't do one installation, it isn't a nice continuous sidewalk. He said the City ends up maintaining the sidewalk eventually. He took the numbers on 1250 East and did a regular typical subdivision of what it would be to do 4" tear out and put 6" and the cost was within \$100. He feels the City is better off long term to have a more substantial sidewalk.

Council Member Hyer discussed sidewalk width. Brandon said these standards don't propose to change the standards section. He said the Transportation Capital Facilities Plan will identify right of way widths on all the roads in question. He anticipates taking from that and putting them in the standards and make those amendments. Brandon discussed sections on South Weber Drive that need to be identified for possible width amendments. He said it is easier for him to enforce standards that are adopted.

Council Member Winsor asked what the added cost would be to change the asphalt mix. Brandon said he knows it is a higher performing asphalt. He said it is a marginal increase in cost for a significant increase in life expectancy. He said it will take at least fifteen years to know for sure.

Brandon reviewed his memo of 18 October 2017. The following list contains the major and most notable changes:

1. Adoption of Divisions 01 through 34 of the Manual of Standard Specifications and Manual of Standard Plans (drawings), as published by Utah LTAP Center, Utah State University, Logan, Utah, current edition, with all published amendments; along with other Modifications and Additions as needed to match current practices or procedures. These Standards are frequently referred to as the APWA Specifications and Drawings.
2. As a result of the street condition assessment performed in 2015 and 2017 it has been observed that, in general, the City's street pavement section and asphalt have not been performing to the design life expected. Therefore, we are recommending a change to the pavement section and the asphalt mix.
 - a. The change to the pavement section would go from 3" thick asphalt over 10" thick road base to a minimum of 4" thick asphalt over 12" thick road base. This pavement section is better suited to handle the actual traffic loading experience during the initial construction of homes, as well as the long-term loading.
 - b. The change to the asphalt mix will reduce the percent of Recycle Asphalt Pavement (RAP) to a maximum of 15%, use PG 58-28 binder, require a minimum of 1% lime and require SP-1/2 (super pave 1/2" aggregate). This asphalt mix will extend the life and longevity of the asphalt itself.
3. The sidewalk thickness has been changed to be 6" thick everywhere. Currently, the sidewalk is required to be 6" thick for the drive approach and the sidewalk through the driveway, but 4" thick everywhere else. The common practice (because driveway locations are not known until the home is being built) is to install the entire sidewalk at 4" thick and then tear out where the driveway goes and pour it back at 6" thick. In doing a cost evaluation of making this change, we determined that there was very little, if any, overall cost increase when comparing the two methods. In fact, if the driveway is large, it would actually cost more to pour 4" and then tear it out and put back 6" thick concrete. We also feel that making all sidewalks 6" thick will extend the longevity of the sidewalk; reducing long term cracking or settling, and the associated cost of maintaining sidewalks.
4. The drawings now include a detail to add more clarity on the location of service lines to the lot.
5. The adopted street cross sections for Old Forth Road were added as well as a street section for South Weber Drive that would allow for three lanes of traffic.
6. The drawings added a detail for ADA compliance on sidewalk at driveway approaches.
7. The drawings added a detail for asphalt patching requirements.
8. The drawings added a detail for tracer wire for water lines. Even though the waterlines are ductile iron, there are still cases where they are difficult to locate.
9. The drawings added a detail with a sizing chart for storm drain catch basins based on the size of pipe being connected.
10. The drawings added details for a standard storm drain outlet control structure (for small and large detention basins) as well as an emergency overflow detail. This should help remove any questions about the design elements needed on these structures.
11. The Planning Commission asked if the standard streetlight specified had a cutoff to help keep the light pointing down and not shining up into the night sky. In looking into it further, it appears that it does not,

nor is it available in LED from Rocky Mountain Power (despite what we were previously told by RMP). Given this new information as well as previously mentioned concerns from Councilmember Casa, we feel that more research needs to be done on streetlights in general (including a cost/benefit analysis of for long term maintenance). We would recommend adopting the standards as is for now, and then coming back and amending the streetlight standard once a determination of the best path forward is made.

12. Examples of Low Impact Development (LID) were included. These are currently encouraged, but not required. These types of measures will be required in the near future by the EPA, and we felt that including them as an option would help to prepare for the coming regulation.

Brandon asked Council Member Winsor about service saddles. Council Member Winsor said he doesn't feel the current standard should be changed. Brandon said the question did come up with Public Works. He then discussed street lights. He would recommend immediately looking into whether or not it is better for the City to have an electrical contractor to install street lights and service them, or if it is more cost effective to have Rocky Mountain Power do that. He doesn't want to hold up adopting the standards but he would suggest researching the street light situation further.

ORDINANCE 17-18 Amending Subsections 11.06 Impact Fees: Sewer (taking effect end of Nov.)

Subsections 11.06.010, and 11.06.040 of the South Weber City Code are hereby amended to read:

11.06.010 Adoption.

The South Weber City Council hereby approves and adopts the Impact Fee Analyses attached and the analyses reflected therein. The Impact Fee Facilities Plans and the Impact Fee Analyses, including the Weber Basin Water Conservancy Districts Treated Water Impact Fee, Sewer, and Parks and Trails are incorporated herein by reference and adopted as though fully set forth herein.

11.06.040 Impact Fees Levied.

Sewer Impact Fees.

<u>Dwelling Type or Water Meter Size</u>	<u>Operating Flow</u>	<u>Ratio</u>	<u>Maximum Fee</u>
Residential:			
Apartments (3+ units per complex) – 0.75 ERU – per unit		.75	\$2,200.39
Residential (Single-Family, Duplexes, Townhomes, Condos) – 1” per unit	50	1	\$2,933.85
Non-Residential:			
Water – Commercial – 1 ½”	75	1.5	\$4,400.77
Water – Commercial – 2”	100	2	\$5,867.70
Water – Commercial – 3”	320	6.4	\$18,776.62
Water – Commercial – 4”	500	10	\$29,338.48

Brandon reviewed the fee for residential, commercial, etc. Council Member Casas stated he did some math on the figures and is questioning how the growth in the City is doubling in the next ten years (as per the study). Brandon explained that the report Council Member Casas is looking at was put together by Zions. Brandon said we have a graph and equations that match from the past to the future and where that was projected to go. Council Member Casas is frustrated and said if the growth is only 35 to 45 units, it will take the City 15 to 20 years to recoup. Mark McRae said if the numbers of the growth factor is low then the impact fee is low. He said he didn't do the projections. Brandon said he feels the assumptions that were made between the City and Zions were as good as you could predict. He said he has the graph and actual data and how it will match a curve. He can provided that information to the Council.

ORDINANCE 17-19 Amending Subsection 11.06 Impact Fees: Parks (taking effect end of Dec.) No discussion on this item

Replace the hydraulic ram on the 2003 Snowplow Truck for \$5,850.37 No discussion on this item

“Save the Barn” – Discussion on historic Canyon Meadows Barn by Tim Grubb No discussion on this item

Adjourned at 6:00 p.m.

APPROVED: _____ **Date**

Mayor: Tammy Long

Transcriber: Michelle Clark

Attest: _____
City Recorder: Mark McRae

DRAFT

SOUTH WEBER CITY CITY COUNCIL MEETING

DATE OF MEETING: 24 October 2017

TIME COMMENCED: 6:04 p.m.

PRESENT: MAYOR:

Tammy Long

COUNCILMEMBERS:

Scott Casas
Kent Hyer
Merv Taylor (excused)
Jo Sjoblom
Wayne Winsor

CITY RECORDER:

Mark McRae

CITY MANAGER:

Tom Smith (excused)

CITY ENGINEER:

Brandon Jones

Transcriber: Minutes transcribed by Michelle Clark

ATTENDEES: Tim Grubb, Tim Wheelwright

Mayor Long called the meeting to order and welcomed those in attendance. She also excused Council Member Taylor and Tom Smith, City Manager. She said Mark McRae is the City Recorder and acting City Manager at this meeting.

PLEDGE OF ALLEGIANCE: Mayor Long

PRAYER: Council Member Winsor

AGENDA: Council Member Hyer moved to approve the agenda as written. Council Member Sjoblom seconded the motion. Mark called for the vote. Council Members Casas, Hyer, Winsor, and Sjoblom voted yes. The motion carried.

CONFLICT OF INTEREST: None

CONSENT AGENDA:

- **Approval of October 10, 2017 Work Meeting and Meeting Minutes**

Council Member Sjoblom moved to approve the consent agenda as written. Council Member Hyer seconded the motion. Mark called for the vote. Council Members Casas, Hyer, and Sjoblom voted yes. Council Member Winsor abstained as he was excused from the meeting. The motion carried.

La Roca Futbol Club Introduction and Grand Opening Invitation, Tim Wheelwright: Tim Wheelwright approached the Council. He introduced himself and said he would like to get to know the Mayor and Council a little bit better. He said the La Roca Futbol Club is the tenant of the newly constructed building in South Weber City. He suspects there is not another youth facility like this in the country. He said the grand opening is next week on Monday, October 30th at 3:30 p.m. He said after the ribbon cutting ceremony there will be refreshments. He said the La Roca park carnival will take place next Thursday from 7 to 9 p.m. He said the park is 65,000 sq. ft. with a full size field. They will accommodate up to 8 teams training at one time. He said there are two full size field on the outside. He said there are 117 teams in the club, not all located in Davis County. He said there are approximately 1,900 youth players. La Roca has been around for 12 years and has become the most successful club in the State. He said they look forward to being a part of South Weber City. He said our door is always open. He said if there are concerns, ideas, or anything, they are open to working with the City. He said we have a resource that we have to offer to South Weber residents. For example, free clinics for youth. Council Member Casas asked if there is a headquarters for La Roca. Tim said this will be the new headquarters. He said if they haven't already done that, they will be applying for a business license. Council Member Sjoblom said there have been citizen's concerns with traffic and parking. Tim said the owners have made sure they have complied with all City requirements for parking. He said there is hard surface parking and areas they can expand for overflow parking. He doesn't think there will be a large volume of people at one time. He is fairly confident they will be able to house them in the parking they have identified. He said if there is concerns, he would like an open dialogue to address any concerns. Council Member Sjoblom asked if there will be exterior signage. Tim said there are plans for signage. He does have a Marketing Director who will help figure out what we are going to do for signage. He recognizes they will need to comply with the City ordinance. Council Member Winsor said there are residents who are concerned with having this type of facility in their backyard. He would hope they keep those residents in mind. Council Member Hyer discussed concerns with as many as 8 teams practicing at one time. He said the neighbor's in the area of the facility are concerned. Tim asked if those concerns have been discussed with the owner of the building, because he hasn't been approached by anyone. Council Member Hyer suggested Tim let the people who use that facility know the concerns with speeding and traffic in that area. Mayor Long asked Tim to let those who use the facility know to use 475 East and South Weber Drive verses 6650 South. Council Member Casas suggested putting the grand opening on the marquee and City website. The Mayor and Council thanked Mr. Wheelwright for his attendance.

ACTIVE AGENDA:

RESOLUTION 17-40 Development, Design, & Construction Standards and Public Works Standard Drawings: Brandon Jones, City Engineer, said South Weber City has established Development, Design, & Construction Standards and Public Works Standard Drawings to define the general requirements for improvements to be built by a sub-divider or contractor working with the public way. On the 12th of October 2017 the South Weber City Planning Commission held a public hearing and has reviewed the Development, Design, & Construction Standards and Public Works Standard Drawings as submitted and recommended by the City Engineer, and has made a favorable recommendation of these standards. He did discuss changing the goose necks from 30" to 6". He recommends changing the sidewalk width from 4" to 6".

Council Member Sjoblom moved to approve RESOLUTION 17-40 Development, Design, & Construction Standards and Public Works Standard Drawings with amendments discussed in the work meeting and this meeting. Council Member Hyer seconded the motion. Mark called for the vote. Council Members Casas, Hyer, and Sjoblom voted yes. Council Member Winsor voted no. The motion carried 3 to 1.

ORDINANCE 17-18 Amending Subsections 11.06 Impact Fees: Sewer (taking effect end of Nov.): Brandon Jones, City Engineer, said Council Member Casas brought up some information in the work meeting concerning the mathematical projections. He reviewed the graph that includes information from 1960 to 2010 as existing population data and the projections out to the curve. He said there are a fair amount of subdivisions that will be pulling building permits over the next couple of years; therefore, he would recommend moving forward with what has been presented. He said if there are concerns with the numbers, we can look at updating these fees within the next three years versus five years, etc. He said Zions used the same information in their analysis. He asked if there are any questions. There were none.

Subsections 11.06.010, and 11.06.040 of the South Weber City Code are hereby amended to read:

11.06.010 Adoption.

The South Weber City Council hereby approves and adopts the Impact Fee Analyses attached and the analyses reflected therein. The Impact Fee Facilities Plans and the Impact Fee Analyses, including the Weber Basin Water Conservancy Districts Treated Water Impact Fee, Sewer, and Parks and Trails are incorporated herein by reference and adopted as though fully set forth herein.

11.06.040 Impact Fees Levied.

Sewer Impact Fees.

Table 13: Maximum Fees Based on Dwelling Type or Water Meter Size			
<u>Dwelling Type or Water Meter Size</u>	<u>Operating Flow</u>	<u>Ratio</u>	<u>Maximum Fee</u>
Residential:			
Apartments (3+ units per complex) – 0.75 ERU – per unit		.75	\$2,200.39
Residential (Single-Family, Duplexes, Townhomes, Condos) – 1” per unit	50	1	\$2,933.85
Non-Residential:			
Water – Commercial – 1 ½”	75	1.5	\$4,400.77
Water – Commercial – 2”	100	2	\$5,867.70
Water – Commercial – 3”	320	6.4	\$18,776.62
Water – Commercial – 4”	500	10	\$29,338.48

Council Member Sjoblom moved to approve ORDINANCE 17-18 Amending Subsections 11.06 Impact Fees: Sewer (taking effect end of Nov.). Council Member Winsor seconded the motion. Mark called for the vote. Council Members Casas, Hyer, Sjoblom, and Winsor voted yes. The motion carried.

ORDINANCE 17-19 Amending Subsection 11.06 Impact Fees: Parks (taking effect end of Dec.): Brandon Jones, City Engineer, reviewed the calculations. Council Member Casas is concerned about the calculated figures in Table 1.

11.06.040 Impact Fees Levied.

Parks and Trails Impact Fees.

The total maximum fee that can be charged is \$582.39 per capita. However, the actual fee charged will be based on a residential unit.

Category	Household Size	Calculation per Capita
Single-Family Residential	3.6	\$2,096.62
Multi-Family Residential	3.54	\$2,061.66
Non-Residential		No Fee

Council Member Casas moved to table ORDINANCE 17-19 Amending Subsection 11.06 Impact Fees: Parks (taking effect end of Dec.). Council Member Hyer seconded the motion. Mark called for the vote. Council Members Casas, Hyer, Sjoblom, and Winsor voted yes. The motion carried.

Replace the hydraulic ram on the 2003 Snowplow Truck for \$5,850.37: Mark McRae, City Recorder, said the hydraulic ram needs to be repaired. He said bids were received with a bid being incomplete. He is recommending approving the bid from Kirk Mobile Repair for \$5,850.37. Council Member Casas said this bid is from August 10, 2017. He is concerned why this has taken so long to get to the Council. Mark said he isn't sure. He just heard about it recently. Council Member Casas said there has been 10 weeks to secure three solid bids. Mayor Long asked when they find out it wasn't working. Mark said he doesn't know because he wasn't involved in the process. He questioned if Kirk Mobile Repair put the wrong date on the bid.

Council Member Winsor moved to direct City staff to move forward to procure up to three bids and award it at no greater than \$6,000 for the hydraulic ram for the 2003 Snowplow Truck. Council Member Casas seconded the motion. Mark called for the vote. Council Members Casas, Sjoblom, and Winsor voted yes. Council Member Hyer voted no. The motion carried 3 to 1.

“Save the Barn” – Discussion on historic Canyon Meadows Barn by Tim Grubb: Tim Grubb presented a map of Canyon Meadows Park. He said what he will be discussing tonight is located in Phase 4. He said the majority of this property was donated by the Petersen family. He said this is a really pretty area in which the City has placed a picnic table. He said Phase 4 is a passive area with walking areas, open space, and a bowery. He said the location of the bowery is in the exact location of the Petersen family barn. He said originally it was planned to restore the barn into a museum. He said the barn is over 100 years old. He said it would be a huge cost to

restore the barn. He understands the financial burden to the City. He has researched this idea for a few years. He brought out an architect and engineer to take a look at the barn. He had some renderings completed to turn the barn into a bowery. He said there are a lot of people who take pictures by the barn. He would like to keep one side of the barn available for pictures and the other side made into a bowery. He said the barn is sitting on a concrete foundation. He said the biggest problem right now is the roof leaking. He said there are areas around the barn that are not safe. He said Mark Larsen said he can get a group from Job Corp to help with these areas. He said some strapping needs to take place to stabilize the barn. He understands it may take a couple of years to do this. He is asking the Council to recommend this barn be included with the phase 4 plan. He is willing to serve on a committee to "Save the Barn". He said we can turn phase 4 into a useable area very quickly. Mayor Long asked if the barn is on the historical registry. Tim said it is not on the historical registry. Mayor Long asked if there are any easements. Tim said there are no easements. Council Member Sjoblom said she attended the Utah League of Cities and Towns and learned about developing a City's own character. She feels the barn can do that. Council Member Hyer feels it is a terrific idea. Council Member Casas said his first concern is covering roof. Council Member Hyer said he would be happy to help roof it. Council Member Casas feels it is a great way to add character to it.

Council Member Hyer moved to officially utilize the barn in the phase 4 planning in the Canyon Meadows Park verses taking it down and allow Tim and the committee to move forward with funding. Council Member Winsor seconded the motion. Mark called for the vote. Council Members Casas, Hyer, Sjoblom, and Winsor voted yes. The motion carried.

PUBLIC COMMENTS:

Tim Grubb discussion with Tim Wheelwright: He said after Tim Wheelwright left the meeting he went outside and discussed some concerns with him and things that he can do to be more proactive. He reminded the Council to remember the plan to dead end 6650 South to help alleviate some of the traffic. He suggested Tim Wheelwright put together flyers that state which way they can access the facility. Tim said he supports the soccer complex but recognizes residents need to be supported.

REPORTS:

Mayor Long: She attended the COG meeting and said UTA is budgeting long term maintenance for the new airport. She met the new Miss Davis County Royalty. She said the queen will sing the National Anthem on November 21st.

Council Member Hyer: He asked if the Council can receive the current balance in each account.

Council Member Casas: He asked about the status of the street light for 1250 East. Brandon said a work order has been submitted to Rocky Mountain Power. Council Member Hyer discussed how dark it is on Lester Drive. He suggested a dual arm light. Council Member Casas suggested Brandon investigate. Council Member Casas discussed the Udy subdivision and said two years ago this subdivision was approved and there is no street light. He said two months ago he gave Tom Smith a list of street lights and not one has been repaired. Mark McRae said he has

not seen the list but he does know Johnson Electric’s truck is being fixed. He has been told by them they will be out next week to get started on it.

Council Member Winsor: He said we are two months from the end of the year. The Administration Committee would like to know how to proceed with the City Manager review. Council Member Hyer suggested the current Council conduct the review in late November. Mayor Long suggested putting it on the agenda for a closed meeting on November 21st.

City Recorder: The election is next week but it is vote by mail. He said the next City Council meeting will be November 14, 2017. He said one administrative assistant will be out for surgery.

City Engineer: He reported that Tom has told him to move forward with the closure of 6650 South. He said it was questionable on the asphalt for Old Maple Farms Subdivision but it was recently installed; however, the contractor working in Old Maple Farms is concerned about the traffic.

Planning Commission: He asked about the possibility of detour signs to get the soccer traffic to use 475 East verses 6650 South. Brandon feels the best results will be for Tim Wheelwright to request those using the facility to use 475 East and South Weber Drive. He said the Planning Commission will be meeting on November 6, 2017 at 5:00 p.m. for a Special Meeting to discuss the twin home application.

ADJOURNED: Council Member Sjoblom moved to adjourn the City Council meeting at 7:58 p.m. Council Member Hyer seconded the motion. All were in favor.

APPROVED: _____ Date

Mayor: Tammy Long

Transcriber: Michelle Clark

Attest:

City Recorder: Mark McRae

SOUTH WEBER CITY CORPORATION
REVENUES WITH COMPARISON TO BUDGET
FOR THE 3 MONTHS ENDING SEPTEMBER 30, 2017

GENERAL FUND

	PERIOD ACTUAL	YTD ACTUAL	BUDGET	UNEARNED	PCNT
<u>TAXES</u>					
10-31-100	.00	1,112.04	320,000.00	318,887.96	.4
10-31-120	1,442.18	2,289.22	20,000.00	17,710.78	11.5
10-31-200	2,773.31	5,796.72	30,000.00	24,203.28	19.3
10-31-300	.00	.00	785,000.00	785,000.00	.0
10-31-305	.00	.00	.00	.00	.0
10-31-310	30,533.42	52,531.87	390,000.00	337,468.13	13.5
TOTAL TAXES	34,748.91	61,729.85	1,545,000.00	1,483,270.15	4.0
<u>LICENSES AND PERMITS</u>					
10-32-100	.00	230.00	4,000.00	3,770.00	5.8
10-32-210	19,852.61	63,201.97	200,000.00	136,798.03	31.6
10-32-310	166.80	166.80	5,000.00	4,833.20	3.3
TOTAL LICENSES AND PERMITS	20,019.41	63,598.77	209,000.00	145,401.23	30.4
<u>INTERGOVERNMENTAL REVENUE</u>					
10-33-400	.00	.00	3,500.00	3,500.00	.0
10-33-560	.00	.00	90,000.00	90,000.00	.0
10-33-580	.00	.00	4,500.00	4,500.00	.0
TOTAL INTERGOVERNMENTAL REVENUE	.00	.00	98,000.00	98,000.00	.0
<u>CHARGES FOR SERVICES</u>					
10-34-100	200.00	3,080.00	15,000.00	11,920.00	20.5
10-34-105	.00	.00	50,000.00	50,000.00	.0
10-34-250	75.00	396.00	.00	(396.00)	.0
10-34-254	.00	.00	.00	.00	.0
10-34-270	.00	.00	.00	.00	.0
10-34-760	.00	.00	.00	.00	.0
TOTAL CHARGES FOR SERVICES	275.00	3,476.00	65,000.00	61,524.00	5.4
<u>FINES AND FORFEITURES</u>					
10-35-100	1,021.98	22,737.00	85,000.00	62,263.00	26.8
TOTAL FINES AND FORFEITURES	1,021.98	22,737.00	85,000.00	62,263.00	26.8

SOUTH WEBER CITY CORPORATION
REVENUES WITH COMPARISON TO BUDGET
FOR THE 3 MONTHS ENDING SEPTEMBER 30, 2017

GENERAL FUND

	PERIOD ACTUAL	YTD ACTUAL	BUDGET	UNEARNED	PCNT
<u>MISCELLANEOUS REVENUE</u>					
10-36-100 INTEREST EARNINGS	9,028.55	26,648.42	10,000.00	(16,648.42)	266.5
10-36-300 NEWSLETTER SPONSORS	.00	.00	.00	.00	.0
10-36-400 SALE OF ASSETS	.00	.00	.00	.00	.0
10-36-900 SUNDRY REVENUES	.00	969.00	6,600.00	5,631.00	14.7
10-36-901 FARMERS MARKET	.00	.00	.00	.00	.0
TOTAL MISCELLANEOUS REVENUE	9,028.55	27,617.42	16,600.00	(11,017.42)	166.4
 <u>CONTRIBUTIONS AND TRANSFERS</u>					
10-39-091 TRANSFER FROM CAPITAL PROJECTS	.00	.00	.00	.00	.0
10-39-100 FIRE AGREEMENT/JOB CORPS	.00	.00	3,500.00	3,500.00	.0
10-39-110 FIRE AGREEMENT/COUNTY	.00	.00	1,000.00	1,000.00	.0
10-39-300 TRANSFER FOR ADMINI. SERVICES	.00	.00	104,400.00	104,400.00	.0
10-39-800 TFR FROM IMPACT FEES	.00	18,276.22	10,000.00	(8,276.22)	182.8
10-39-900 CONTRIBUTION FROM GF SURPLUS	.00	.00	.00	.00	.0
10-39-910 CONTRIB. FROM CLASS "C"	.00	.00	.00	.00	.0
TOTAL CONTRIBUTIONS AND TRANSFERS	.00	18,276.22	118,900.00	100,623.78	15.4
TOTAL FUND REVENUE	65,093.85	197,435.26	2,137,500.00	1,940,064.74	9.2

SOUTH WEBER CITY CORPORATION
EXPENDITURES WITH COMPARISON TO BUDGET
FOR THE 3 MONTHS ENDING SEPTEMBER 30, 2017

GENERAL FUND

	PERIOD ACTUAL	YTD ACTUAL	BUDGET	UNEXPENDED	PCNT
<u>LEGISLATIVE</u>					
10-41-005 SALARIES - COUNCIL & COMMISSIO	3,245.00	7,845.00	28,000.00	20,155.00	28.0
10-41-131 EMPLOYEE BENEFIT-EMPLOYER FICA	248.25	600.15	2,200.00	1,599.85	27.3
10-41-133 EMPLOYEE BENEFIT - WORK. COMP.	76.58	185.14	700.00	514.86	26.5
10-41-140 UNIFORMS	.00	.00	300.00	300.00	.0
10-41-210 BOOKS, SUBS. AND MEMBERSHIPS	.00	3,370.83	4,000.00	629.17	84.3
10-41-230 TRAVEL	10.68	10.68	12,600.00	12,589.32	.1
10-41-240 OFFICE SUPPLIES AND EXPENSE	.00	.00	200.00	200.00	.0
10-41-370 PROFESSIONAL/TECHNICAL SERVICE	.00	.00	.00	.00	.0
10-41-620 MISCELLANEOUS SERVICES	100.00	1,076.32	7,000.00	5,923.68	15.4
10-41-740 EQUIPMENT PURCHASES	.00	1,999.40	2,000.00	.60	100.0
10-41-765 YOUTH CITY COUNCIL	.00	.00	4,000.00	4,000.00	.0
10-41-925 TRANSFER TO COUNTRY FAIR DAYS	.00	.00	.00	.00	.0
TOTAL LEGISLATIVE	3,680.51	15,087.52	61,000.00	45,912.48	24.7
<u>JUDICIAL</u>					
10-42-004 JUDGE SALARY	1,114.62	3,343.86	15,000.00	11,656.14	22.3
10-42-110 EMPLOYEE SALARIES	3,004.20	15,299.54	44,000.00	28,700.46	34.8
10-42-130 EMPLOYEE BENEFIT - RETIREMENT	773.22	2,590.18	13,000.00	10,409.82	19.9
10-42-131 EMPLOYEE BENEFIT-EMPLOYER FICA	301.69	1,399.38	4,500.00	3,100.62	31.1
10-42-133 EMPLOYEE BENEFIT - WORK. COMP.	6.64	30.07	100.00	69.93	30.1
10-42-134 EMPLOYEE BENEFIT - UI	.00	.00	700.00	700.00	.0
10-42-135 EMPLOYEE BENEFIT - HEALTH INS.	1,632.32	3,253.07	8,700.00	5,446.93	37.4
10-42-210 BOOKS/SUBSCRIPTIONS/MEMBERSHIP	.00	.00	500.00	500.00	.0
10-42-230 TRAVEL & TRAINING	780.34	780.34	3,100.00	2,319.66	25.2
10-42-240 OFFICE SUPPLIES & EXPENSE	21.47	151.36	1,000.00	848.64	15.1
10-42-243 COURT REFUNDS	.00	.00	.00	.00	.0
10-42-313 PROFESSIONAL/TECH. - ATTORNEY	600.00	1,200.00	8,400.00	7,200.00	14.3
10-42-317 PROFESSIONAL/TECHNICAL-BAILIFF	300.00	600.00	4,000.00	3,400.00	15.0
10-42-350 SOFTWARE MAINTENANCE	43.45	126.95	800.00	673.05	15.9
10-42-550 BANKING CHARGES	110.39	515.03	1,000.00	484.97	51.5
10-42-610 MISCELLANEOUS	.00	.00	500.00	500.00	.0
10-42-980 ST. TREASURER SURCHARGE	.00	.00	.00	.00	.0
TOTAL JUDICIAL	8,688.34	29,289.78	105,300.00	76,010.22	27.8

SOUTH WEBER CITY CORPORATION
EXPENDITURES WITH COMPARISON TO BUDGET
FOR THE 3 MONTHS ENDING SEPTEMBER 30, 2017

GENERAL FUND

	PERIOD ACTUAL	YTD ACTUAL	BUDGET	UNEXPENDED	PCNT
<u>ADMINISTRATIVE</u>					
10-43-110 FULL-TIME EMPLOYEE SALARIES	16,005.14	48,053.25	293,000.00	244,946.75	16.4
10-43-120 PART-TIME EMPLOYEE SALARIES	1,277.25	3,492.11	55,000.00	51,507.89	6.4
10-43-125 EMPLOYEE INCENTIVE	.00	.00	.00	.00	.0
10-43-130 EMPLOYEE BENEFIT - RETIREMENT	3,206.08	9,625.59	69,000.00	59,374.41	14.0
10-43-131 EMPLOYEE BENEFIT-EMPLOYER FICA	1,346.24	4,018.33	26,600.00	22,581.67	15.1
10-43-133 EMPLOYEE BENEFIT - WORK. COMP.	113.19	305.23	1,200.00	894.77	25.4
10-43-134 EMPLOYEE BENEFIT - UI	.00	.00	4,500.00	4,500.00	.0
10-43-135 EMPLOYEE BENEFIT - HEALTH INS.	3,842.76	11,722.44	86,000.00	74,277.56	13.6
10-43-136 HRA REIMBURSEMENT - HEALTH INS	75.00	75.00	4,000.00	3,925.00	1.9
10-43-137 EMPLOYEE TESTING	.00	163.65	.00	(163.65)	.0
10-43-140 UNIFORMS	.00	.00	1,000.00	1,000.00	.0
10-43-210 BOOKS/SUBSCRIPTIONS/MEMBERSHIP	(140.00)	984.00	3,400.00	2,416.00	28.9
10-43-220 PUBLIC NOTICES	760.00	1,130.00	5,500.00	4,370.00	20.6
10-43-230 TRAVEL	1,161.99	5,996.94	15,500.00	9,503.06	38.7
10-43-240 OFFICE SUPPLIES & EXPENSE	948.12	2,905.34	6,000.00	3,094.66	48.4
10-43-251 EQUIPMENT - SUPPLIES AND MAINT	330.36	627.05	4,000.00	3,372.95	15.7
10-43-252 EQUIPMENT MAINT. - CASELLE	.00	.00	.00	.00	.0
10-43-253 EQUIPMENT MAINT. - SOFTWARE	.00	.00	.00	.00	.0
10-43-256 FUEL EXPENSE	32.75	32.75	500.00	467.25	6.6
10-43-262 GENERAL GOVERNMENT BUILDINGS	245.00	1,028.06	8,000.00	6,971.94	12.9
10-43-270 UTILITIES	521.03	881.38	5,000.00	4,118.62	17.6
10-43-280 TELEPHONE	1,184.69	3,552.91	13,000.00	9,447.09	27.3
10-43-308 PROFESSIONAL & TECH - I.T.	916.64	2,067.42	13,000.00	10,932.58	15.9
10-43-309 PROFESSIONAL & TECH - AUDITOR	.00	.00	10,000.00	10,000.00	.0
10-43-310 PROFESSIONAL/TECH. - PLANNER	.00	.00	.00	.00	.0
10-43-311 PRO & TECH - ECO DEVELOPMENT	.00	.00	.00	.00	.0
10-43-312 PROFESSIONAL/TECH. - ENGINEER	.00	.00	.00	.00	.0
10-43-313 PROFESSIONAL/TECH. - ATTORNEY	600.00	2,212.50	25,000.00	22,787.50	8.9
10-43-314 ORDINANCE CODIFICATION	.00	.00	1,800.00	1,800.00	.0
10-43-316 ELECTIONS	7,717.58	7,744.39	8,000.00	255.61	96.8
10-43-319 PROF./TECH. -SUBD. REVIEWS	.00	.00	.00	.00	.0
10-43-329 CITY MANAGER FUND	(346.95)	346.95	3,000.00	2,653.05	11.6
10-43-330 FLOWER FUND	.00	.00	.00	.00	.0
10-43-350 SOFTWARE MAINTENANCE	779.92	3,165.77	12,000.00	8,834.23	26.4
10-43-360 EDUCATION & TRAINING	.00	.00	.00	.00	.0
10-43-510 INSURANCE & SURETY BONDS	115.00	41,647.34	45,000.00	3,352.66	92.6
10-43-550 BANKING CHARGES	154.25	739.63	2,000.00	1,260.37	37.0
10-43-610 MISCELLANEOUS	.00	.00	4,000.00	4,000.00	.0
10-43-620 MISCELLANEOUS SERVICES	.00	28.00	.00	(28.00)	.0
10-43-621 CONTRIBUTIONS & DONATIONS	.00	.00	.00	.00	.0
10-43-625 CASH OVER AND SHORT	.00	.00	.00	.00	.0
10-43-740 EQUIPMENT PURCHASES	.00	1,876.74	12,000.00	10,123.26	15.6
10-43-745 EQUIPMENT COSTING OVER \$500	.00	.00	.00	.00	.0
10-43-841 TRANSFER TO RECREATION FUND	.00	.00	75,000.00	75,000.00	.0
10-43-910 TRANSFER TO CAP. PROJ. FUND	.00	.00	17,000.00	17,000.00	.0
TOTAL ADMINISTRATIVE	40,846.04	154,422.77	829,000.00	674,577.23	18.6

SOUTH WEBER CITY CORPORATION
EXPENDITURES WITH COMPARISON TO BUDGET
FOR THE 3 MONTHS ENDING SEPTEMBER 30, 2017

GENERAL FUND

	PERIOD ACTUAL	YTD ACTUAL	BUDGET	UNEXPENDED	PCNT
<u>PUBLIC SAFETY</u>					
10-54-310 SHERIFF'S DEPARTMENT	.00	.00	146,000.00	146,000.00	.0
10-54-311 ANIMAL CONTROL	2,858.84	4,288.26	19,000.00	14,711.74	22.6
10-54-320 EMERGENCY PREPAREDNESS	.00	.00	5,400.00	5,400.00	.0
10-54-321 LIQUOR LAW ENFORCEMENT	.00	.00	4,600.00	4,600.00	.0
10-54-740 EQUIPMENT PURCHASES	.00	.00	.00	.00	.0
TOTAL PUBLIC SAFETY	2,858.84	4,288.26	175,000.00	170,711.74	2.5
<u>FIRE PROTECTION</u>					
10-57-110 FULL-TIME EMPLOYEE SALARIES	.00	.00	.00	.00	.0
10-57-120 PART-TIME EMPLOYEE SALARIES	16,113.98	35,314.13	135,000.00	99,685.87	26.2
10-57-131 EMPLOYEE BENEFIT-EMPLOYER FICA	1,232.76	2,701.61	11,000.00	8,298.39	24.6
10-57-133 EMPLOYEE BENEFIT - WORK. COMP.	578.92	1,297.04	5,000.00	3,702.96	25.9
10-57-134 EMPLOYEE BENEFIT - UI	.00	.00	1,000.00	1,000.00	.0
10-57-137 EMPLOYEE TESTING	131.95	167.85	100.00	(67.85)	167.9
10-57-140 UNIFORMS	.00	432.00	8,000.00	7,568.00	5.4
10-57-210 BOOKS, SUBS. AND MEMBERSHIPS	.00	.00	2,300.00	2,300.00	.0
10-57-230 TRAVEL	1,107.65	1,324.67	17,200.00	15,875.33	7.7
10-57-240 OFFICE SUPPLIES & EXPENSE	(48.26)	48.26	1,000.00	951.74	4.8
10-57-250 EQUIPMENT SUPPLIES & MAINT.	1,118.23	9,156.06	22,400.00	13,243.94	40.9
10-57-256 FUEL EXPENSE	525.79	927.53	3,100.00	2,172.47	29.9
10-57-260 BUILDINGS & GROUNDS MAINT.	(964.00)	1,877.97	12,000.00	10,122.03	15.7
10-57-270 UTILITIES	575.41	929.32	7,000.00	6,070.68	13.3
10-57-280 TELEPHONE	320.46	1,062.49	4,700.00	3,637.51	22.6
10-57-350 SOFTWARE MAINTENANCE	43.45	126.95	2,800.00	2,673.05	4.5
10-57-370 PROFESSIONAL & TECH. SERVICES	.00	2,004.84	18,000.00	15,995.16	11.1
10-57-450 SPECIAL PUBLIC SAFETY SUPPLIES	2,015.52	3,436.89	38,700.00	35,263.11	8.9
10-57-530 INTEREST EXPENSE- BOND	.00	3,900.20	7,800.00	3,899.80	50.0
10-57-550 BANKING CHARGES	22.67	65.68	500.00	434.32	13.1
10-57-620 HEALTH & WELLNESS EXPENSES	.00	.00	2,800.00	2,800.00	.0
10-57-740 EQUIPMENT PURCHASES	.00	.00	.00	.00	.0
10-57-745 EQUIPMENT COSTING OVER \$500	.00	.00	12,000.00	12,000.00	.0
10-57-811 SALES TAX REV BOND - PRINCIPAL	.00	.00	23,300.00	23,300.00	.0
TOTAL FIRE PROTECTION	22,774.53	64,773.49	335,700.00	270,926.51	19.3

SOUTH WEBER CITY CORPORATION
 EXPENDITURES WITH COMPARISON TO BUDGET
 FOR THE 3 MONTHS ENDING SEPTEMBER 30, 2017

GENERAL FUND

	PERIOD ACTUAL	YTD ACTUAL	BUDGET	UNEXPENDED	PCNT
<u>PLANNING & ENGINEERING</u>					
10-58-105 PART-TIME EMPLOYEE SALARIES	.00	.00	.00	.00	.0
10-58-110 FULL-TIME EMPLOYEE SALARIES	5,682.63	13,799.79	84,000.00	70,200.21	16.4
10-58-120 PART-TIME EMPLOYEE SALARIES	.00	.00	4,000.00	4,000.00	.0
10-58-130 EMPLOYEE BENEFIT - RETIREMENT	1,163.05	2,837.73	20,000.00	17,162.27	14.2
10-58-131 EMPLOYEE BENEFIT-EMPLOYER FICA	419.67	1,019.81	6,700.00	5,680.19	15.2
10-58-133 EMPLOYEE BENEFIT - WORK. COMP.	111.66	263.45	2,400.00	2,136.55	11.0
10-58-134 EMPLOYEE BENEFIT - UI	.00	.00	1,000.00	1,000.00	.0
10-58-135 EMPLOYEE BENEFIT - HEALTH INS.	825.04	2,092.34	12,000.00	9,907.66	17.4
10-58-137 EMPLOYEE TESTING	65.00	65.00	.00	(65.00)	.0
10-58-140 UNIFORMS	.00	.00	800.00	800.00	.0
10-58-210 BOOKS/SUBSCRIPTIONS/MEMBERSHIP	.00	.00	1,000.00	1,000.00	.0
10-58-230 TRAVEL	.00	.00	7,500.00	7,500.00	.0
10-58-250 EQUIP. SUPPLIES & EXPENSE	42.39	1,851.55	3,500.00	1,648.45	52.9
10-58-255 VEHICLE LEASE	.00	.00	4,400.00	4,400.00	.0
10-58-256 FUEL EXPENSE	128.07	257.09	1,000.00	742.91	25.7
10-58-310 PROFESSIONAL & TCH. - PLANNER	.00	.00	9,000.00	9,000.00	.0
10-58-311 PROFESSIONAL & TECH - ECODEV	.00	.00	2,100.00	2,100.00	.0
10-58-312 PROFESSIONAL & TECH. - ENGINR	.00	8,395.25	15,000.00	6,604.75	56.0
10-58-319 PROF./TECH. -SUBD. REVIEWS	1,606.00	16,319.00	50,000.00	33,681.00	32.6
10-58-350 SOFTWARE MAINTENANCE	1,200.00	1,200.00	2,500.00	1,300.00	48.0
10-58-370 PROFESSIONAL & TECH. SERVICES	.00	.00	500.00	500.00	.0
10-58-620 MISCELLANEOUS	.00	.00	600.00	600.00	.0
10-58-740 EQUIPMENT PURCHASES	.00	.00	.00	.00	.0
TOTAL PLANNING & ENGINEERING	11,243.51	48,101.01	228,000.00	179,898.99	21.1

SOUTH WEBER CITY CORPORATION
EXPENDITURES WITH COMPARISON TO BUDGET
FOR THE 3 MONTHS ENDING SEPTEMBER 30, 2017

GENERAL FUND

	PERIOD ACTUAL	YTD ACTUAL	BUDGET	UNEXPENDED	PCNT
<u>STREETS</u>					
10-60-110 FULL-TIME EMPLOYEE SALARIES	1,598.30	4,484.82	50,000.00	45,515.18	9.0
10-60-120 PART-TIME EMPLOYEE SALARIES	429.50	429.50	17,000.00	16,570.50	2.5
10-60-130 EMPLOYEE BENEFIT - RETIREMENT	330.33	931.31	12,500.00	11,568.69	7.5
10-60-131 EMPLOYEE BENEFIT-EMPLOYER FICA	151.30	366.48	5,100.00	4,733.52	7.2
10-60-133 EMPLOYEE BENEFIT - WORK. COMP.	52.88	141.41	2,100.00	1,958.59	6.7
10-60-134 EMPLOYEE BENEFIT - UI	.00	.00	900.00	900.00	.0
10-60-135 EMPLOYEE BENEFIT - HEALTH INS.	240.94	478.48	15,000.00	14,521.52	3.2
10-60-137 EMPLOYEE TESTING	131.95	131.95	.00	(131.95)	.0
10-60-140 UNIFORMS	182.74	343.99	800.00	456.01	43.0
10-60-230 TRAVEL & TRAINING	(17.36)	17.36	2,000.00	1,982.64	.9
10-60-250 EQUIPMENT SUPPLIES & MAINT.	1,630.47	4,036.58	17,000.00	12,963.42	23.7
10-60-255 VEHICLE LEASE	.00	.00	4,400.00	4,400.00	.0
10-60-256 FUEL EXPENSE	54.18	232.48	5,000.00	4,767.52	4.7
10-60-260 BUILDINGS & GROUNDS - SHOP	.00	(4.84)	9,000.00	9,004.84	(.1)
10-60-271 UTILITIES - STREET LIGHTS	3,476.89	7,258.98	43,000.00	35,741.02	16.9
10-60-312 PROFESSIONAL & TECH. - ENGINR	.00	51.75	.00	(51.75)	.0
10-60-350 SOFTWARE MAINTENANCE	43.45	126.95	4,200.00	4,073.05	3.0
10-60-370 PROFESSIONAL & TECH. SERVICES	.00	531.25	5,000.00	4,468.75	10.6
10-60-410 SPECIAL HIGHWAY SUPPLIES	9.97	99.29	.00	(99.29)	.0
10-60-411 SNOW REMOVAL SUPPLIES	.00	.00	32,600.00	32,600.00	.0
10-60-420 WEED CONTROL	.00	11.10	.00	(11.10)	.0
10-60-421 PEDESTRIAN SAFETY	.00	.00	.00	.00	.0
10-60-422 CROSSWALK/STREET PAINTING	.00	.00	.00	.00	.0
10-60-424 CURB & GUTTER RESTORATION	.00	.00	.00	.00	.0
10-60-550 BANKING CHARGES	22.67	65.68	400.00	334.32	16.4
10-60-745 EQUIPMENT COSTING OVER \$500	.00	.00	.00	.00	.0
TOTAL STREETS	8,338.21	19,734.52	226,000.00	206,265.48	8.7
<u>CLASS "C" ROADS</u>					
10-61-105 PART-TIME EMPLOYEE SALARIES	.00	.00	.00	.00	.0
10-61-110 FULL-TIME EMPLOYEE SALARIES	1,480.97	4,116.11	.00	(4,116.11)	.0
10-61-130 EMPLOYEE BENEFIT - RETIREMENT	299.16	839.96	.00	(839.96)	.0
10-61-131 EMPLOYEE BENEFIT-EMPLOYER FICA	109.10	303.08	.00	(303.08)	.0
10-61-133 EMPLOYEE BENEFIT - WORK. COMP.	31.39	91.87	.00	(91.87)	.0
10-61-134 EMPLOYEE BENEFIT - UI	.00	.00	.00	.00	.0
10-61-135 EMPLOYEE BENEFIT - HEALTH INS.	309.14	836.69	.00	(836.69)	.0
10-61-230 TRAVEL	.00	.00	.00	.00	.0
10-61-256 FUEL EXPENSE	175.96	175.96	.00	(175.96)	.0
10-61-410 SPECIAL HIGHWAY SUPPLIES	.00	.00	.00	.00	.0
10-61-411 SNOW REMOVAL SUPPLIES	.00	.00	.00	.00	.0
10-61-425 SLURRY SEAL	.00	.00	.00	.00	.0
10-61-730 STREET OVERLAY	.00	.00	.00	.00	.0
TOTAL CLASS "C" ROADS	2,405.72	6,363.67	.00	(6,363.67)	.0

SOUTH WEBER CITY CORPORATION
EXPENDITURES WITH COMPARISON TO BUDGET
FOR THE 3 MONTHS ENDING SEPTEMBER 30, 2017

GENERAL FUND

	PERIOD ACTUAL	YTD ACTUAL	BUDGET	UNEXPENDED	PCNT
<u>PARKS</u>					
10-70-110 FULL-TIME EMPLOYEE SALARIES	3,911.77	13,303.65	55,000.00	41,696.35	24.2
10-70-120 PART-TIME EMPLOYEE SALARIES	.00	4,320.75	14,000.00	9,679.25	30.9
10-70-130 EMPLOYEE BENEFIT - RETIREMENT	751.50	2,583.38	10,900.00	8,316.62	23.7
10-70-131 EMPLOYEE BENEFIT-EMPLOYER FICA	290.57	1,322.49	5,200.00	3,877.51	25.4
10-70-133 EMPLOYEE BENEFIT - WORK. COMP.	114.74	530.14	2,100.00	1,569.86	25.2
10-70-134 EMPLOYEE BENEFIT - UI	.00	.00	800.00	800.00	.0
10-70-135 EMPLOYEE BENEFIT - HEALTH INS.	1,024.74	2,993.04	21,900.00	18,906.96	13.7
10-70-137 EMPLOYEE TESTING	.00	.00	.00	.00	.0
10-70-140 UNIFORMS	.00	.00	1,600.00	1,600.00	.0
10-70-230 TRAVEL & SEMINARS	515.00	515.00	2,000.00	1,485.00	25.8
10-70-250 EQUIPMENT SUPPLIES & MAINT.	1,305.46	3,023.62	6,500.00	3,476.38	46.5
10-70-255 VEHICLE LEASE	.00	.00	.00	.00	.0
10-70-256 FUEL EXPENSE	633.40	956.54	4,000.00	3,043.46	23.9
10-70-260 BUILDINGS & GROUNDS	.00	.00	7,500.00	7,500.00	.0
10-70-261 GROUNDS SUPPLIES & MAINTENANCE	13.91	3,229.32	19,000.00	15,770.68	17.0
10-70-265 TRAILS: SUPPLIES AND MAINTENAN	.00	.00	.00	.00	.0
10-70-270 UTILITIES	645.17	1,186.97	5,000.00	3,813.03	23.7
10-70-312 PROFESSIONAL & TECH. - ENGINR	.00	1,031.80	.00	(1,031.80)	.0
10-70-350 SOFTWARE MAINTENANCE	43.45	126.95	600.00	473.05	21.2
10-70-430 TREES	.00	284.80	5,000.00	4,715.20	5.7
10-70-435 SAFETY INCENTIVE PROGRAM	.00	.00	.00	.00	.0
10-70-550 BANKING CHARGES	22.67	65.68	400.00	334.32	16.4
10-70-625 UTA PARK AND RIDE	.00	173.09	16,000.00	15,826.91	1.1
10-70-730 IMPROVEMENTS OTHER THAN BUILD.	.00	.00	.00	.00	.0
10-70-745 EQUIPMENT COSTING OVER \$500	.00	.00	.00	.00	.0
10-70-901 FARMERS MARKET	.00	.00	.00	.00	.0
TOTAL PARKS	9,272.38	35,647.22	177,500.00	141,852.78	20.1
<u>TRANSFERS</u>					
10-80-800 TRANSFER TO STORM SEWER FUND	.00	.00	.00	.00	.0
10-80-841 TRANS. TO RECREATION FUND	.00	.00	.00	.00	.0
10-80-910 TRANSFER TO CAP. PROJ. FUND	.00	.00	.00	.00	.0
10-80-925 TRANSFER TO COUNTRY FAIR DAYS	.00	.00	.00	.00	.0
TOTAL TRANSFERS	.00	.00	.00	.00	.0
TOTAL FUND EXPENDITURES	110,108.08	377,708.24	2,137,500.00	1,759,791.76	17.7
NET REVENUE OVER EXPENDITURES	(45,014.23)	(180,272.98)	.00	180,272.98	.0

SOUTH WEBER CITY CORPORATION
REVENUES WITH COMPARISON TO BUDGET
FOR THE 3 MONTHS ENDING SEPTEMBER 30, 2017

RECREATION FUND

	PERIOD ACTUAL	YTD ACTUAL	BUDGET	UNEXPENDED	PCNT
<u>RECREATION REVENUE</u>					
20-34-720 RENTAL - ACTIVITY CENTER	572.00	1,585.00	4,500.00	2,915.00	35.2
20-34-751 MEMBERSHIP FEES	847.00	3,163.38	20,000.00	16,836.62	15.8
20-34-752 COMPETITION LEAGUE FEES	.00	(300.00)	18,000.00	18,300.00	(1.7)
20-34-753 MISC REVENUE	.00	50.75	.00	(50.75)	.0
20-34-754 COMPETITION BASEBALL	.00	300.00	1,000.00	700.00	30.0
20-34-755 BASKETBALL	1,892.00	2,024.00	14,000.00	11,976.00	14.5
20-34-756 BASEBALL & SOFTBALL	240.00	240.00	8,500.00	8,260.00	2.8
20-34-757 SOCCER	425.00	3,395.00	8,200.00	4,805.00	41.4
20-34-758 FLAG FOOTBALL	240.00	2,900.00	4,400.00	1,500.00	65.9
20-34-759 VOLLEYBALL	225.00	1,060.00	2,400.00	1,340.00	44.2
20-34-811 SALES TAX BOND PMT-RESTRICTED	.00	.00	.00	.00	.0
20-34-841 GRAVEL PIT FEES	.00	.00	55,000.00	55,000.00	.0
TOTAL RECREATION REVENUE	<u>4,441.00</u>	<u>14,418.13</u>	<u>136,000.00</u>	<u>121,581.87</u>	<u>10.6</u>
 <u>SOURCE 36</u>					
20-36-895 RENTAL OF UNIFORMS AND EQUIP	.00	.00	.00	.00	.0
20-36-897 KNIGHT'S FOOTBALL REGISTRATION	.00	.00	.00	.00	.0
20-36-898 KNIGHT'S FOOTBALL SALES	.00	.00	.00	.00	.0
20-36-899 BIGGEST LOSER	.00	.00	.00	.00	.0
TOTAL SOURCE 36	<u>.00</u>	<u>.00</u>	<u>.00</u>	<u>.00</u>	<u>.0</u>
 <u>SOURCE 37</u>					
20-37-100 INTEREST EARNINGS	.00	.00	3,000.00	3,000.00	.0
TOTAL SOURCE 37	<u>.00</u>	<u>.00</u>	<u>3,000.00</u>	<u>3,000.00</u>	<u>.0</u>
 <u>CONTRIBUTIONS & TRANSFERS</u>					
20-39-091 TRANSFER FROM CAPITAL PROJECTS	.00	.00	.00	.00	.0
20-39-470 TRANSFER FROM GENERAL FUND	.00	.00	75,000.00	75,000.00	.0
20-39-800 TRANSFER FROM IMPACT FEE FUND	.00	676.76	90,000.00	89,323.24	.8
20-39-900 CONTRIBUTION FROM FUND BALANCE	.00	.00	.00	.00	.0
TOTAL CONTRIBUTIONS & TRANSFERS	<u>.00</u>	<u>676.76</u>	<u>165,000.00</u>	<u>164,323.24</u>	<u>.4</u>
TOTAL FUND REVENUE	<u>4,441.00</u>	<u>15,094.89</u>	<u>304,000.00</u>	<u>288,905.11</u>	<u>5.0</u>

SOUTH WEBER CITY CORPORATION
EXPENDITURES WITH COMPARISON TO BUDGET
FOR THE 3 MONTHS ENDING SEPTEMBER 30, 2017

RECREATION FUND

	PERIOD ACTUAL	YTD ACTUAL	BUDGET	UNEXPENDED	PCNT
<u>RECREATION EXPENDITURES</u>					
20-71-110 FULL-TIME EMPLOYEE SALARIES	3,484.80	10,454.40	47,000.00	36,545.60	22.2
20-71-120 PART-TIME EMPLOYEE SALARIES	2,763.20	9,264.70	53,000.00	43,735.30	17.5
20-71-130 EMPLOYEE BENEFIT - RETIREMENT	686.52	2,059.56	10,000.00	7,940.44	20.6
20-71-131 EMPLOYEE BENEFIT-EMPLOYER FICA	470.56	1,486.22	7,600.00	6,113.78	19.6
20-71-133 EMPLOYEE BENEFIT - WORK. COMP.	117.28	420.66	2,400.00	1,979.34	17.5
20-71-134 EMPLOYEE BENEFIT - UI	.00	.00	1,300.00	1,300.00	.0
20-71-135 EMPLOYEE BENEFIT - HEALTH INS.	668.44	2,005.32	8,700.00	6,694.68	23.1
20-71-137 EMPLOYEE TESTING	38.00	93.95	.00	(93.95)	.0
20-71-210 BOOKS/SUBSCRIPTIONS/MEMBERSHIP	.00	.00	.00	.00	.0
20-71-230 TRAVEL	.00	.00	1,500.00	1,500.00	.0
20-71-240 OFFICE SUPPLIES AND EXPENSE	.00	.00	1,000.00	1,000.00	.0
20-71-241 MATERIALS & SUPPLIES	98.94	156.01	2,000.00	1,843.99	7.8
20-71-250 EQUIPMENT SUPPLIES & MAINT.	.00	.00	1,000.00	1,000.00	.0
20-71-256 FUEL EXPENSE	63.47	63.47	100.00	36.53	63.5
20-71-262 GENERAL GOVERNMENT BUILDINGS	.00	.00	4,000.00	4,000.00	.0
20-71-270 UTILITIES	4,954.29	4,980.83	5,500.00	519.17	90.6
20-71-280 TELEPHONE	285.93	856.90	3,000.00	2,143.10	28.6
20-71-331 CITY PROMOTION	.00	.00	1,500.00	1,500.00	.0
20-71-340 PROGRAM OFFICIALS	.00	.00	.00	.00	.0
20-71-350 SOFTWARE MAINTENANCE	43.45	126.95	600.00	473.05	21.2
20-71-370 PROFESSIONAL/TECHNICAL SERVICE	.00	.00	.00	.00	.0
20-71-480 BASKETBALL	.00	1,663.75	11,500.00	9,836.25	14.5
20-71-481 BASEBALL & SOFTBALL	(18.72)	647.44	7,000.00	6,352.56	9.3
20-71-482 SOCCER	97.50	738.80	5,000.00	4,261.20	14.8
20-71-483 FLAG FOOTBALL	828.75	1,774.11	3,500.00	1,725.89	50.7
20-71-484 VOLLEYBALL	.00	535.39	2,000.00	1,464.61	26.8
20-71-485 SUMMER FUN	.00	.00	2,000.00	2,000.00	.0
20-71-486 SR LUNCHEON	.00	240.57	1,500.00	1,259.43	16.0
20-71-487 KNIGHT'S FOOTBALL	.00	.00	.00	.00	.0
20-71-488 COMPETITION BASKETBALL	.00	.00	9,000.00	9,000.00	.0
20-71-489 COMPETITION BASEBALL	.00	.00	300.00	300.00	.0
20-71-490 BIGGEST LOSER	.00	.00	.00	.00	.0
20-71-494 YOUTH CITY COUNCIL	.00	.00	.00	.00	.0
20-71-510 INSURANCE & SURETY BONDS	.00	.00	.00	.00	.0
20-71-530 INTEREST EXPENSE	.00	10,029.10	20,300.00	10,270.90	49.4
20-71-550 BANKING CHARGES	22.67	65.68	400.00	334.32	16.4
20-71-610 MISCELLANEOUS	(103.50)	175.50	1,000.00	824.50	17.6
20-71-620 MISCELLANEOUS SERVICES	.00	.00	.00	.00	.0
20-71-625 CASH OVER AND SHORT	.00	(15.00)	.00	15.00	.0
20-71-740 EQUIPMENT PURCHASES	.00	.00	1,000.00	1,000.00	.0
20-71-745 EQUIPMENT COSTING OVER \$500	.00	.00	.00	.00	.0
20-71-811 SALES TAX REV BOND - PRINCIPAL	.00	.00	69,800.00	69,800.00	.0
20-71-900 BUDGETED INCREASE IN FUND BAL	.00	.00	.00	.00	.0
20-71-915 TRANSFER TO ADMIN. SERVICES	.00	.00	19,500.00	19,500.00	.0
TOTAL RECREATION EXPENDITURES	14,501.58	47,824.31	304,000.00	256,175.69	15.7

SOUTH WEBER CITY CORPORATION
 EXPENDITURES WITH COMPARISON TO BUDGET
 FOR THE 3 MONTHS ENDING SEPTEMBER 30, 2017

RECREATION FUND

	<u>PERIOD ACTUAL</u>	<u>YTD ACTUAL</u>	<u>BUDGET</u>	<u>UNEXPENDED</u>	<u>PCNT</u>
TOTAL FUND EXPENDITURES	14,501.58	47,824.31	304,000.00	256,175.69	15.7
NET REVENUE OVER EXPENDITURES	(10,060.58)	(32,729.42)	.00	32,729.42	.0

SOUTH WEBER CITY CORPORATION
 REVENUES WITH COMPARISON TO BUDGET
 FOR THE 3 MONTHS ENDING SEPTEMBER 30, 2017

SEWER IMPACT FEE FUND

	PERIOD ACTUAL	YTD ACTUAL	BUDGET	UNEXPENDED	PCNT
<u>REVENUE</u>					
21-37-100 INTEREST EARNINGS	.00	.00	.00	.00	.0
21-37-200 SEWER IMPACT FEES	7,805.00	20,293.00	50,000.00	29,707.00	40.6
TOTAL REVENUE	7,805.00	20,293.00	50,000.00	29,707.00	40.6
<u>CONTRIBUTIONS & TRANSFERS</u>					
21-39-500 CONTRIBUTION FROM FUND BAL	.00	.00	.00	.00	.0
TOTAL CONTRIBUTIONS & TRANSFERS	.00	.00	.00	.00	.0
TOTAL FUND REVENUE	7,805.00	20,293.00	50,000.00	29,707.00	40.6

SOUTH WEBER CITY CORPORATION
 EXPENDITURES WITH COMPARISON TO BUDGET
 FOR THE 3 MONTHS ENDING SEPTEMBER 30, 2017

SEWER IMPACT FEE FUND

	PERIOD ACTUAL	YTD ACTUAL	BUDGET	UNEXPENDED	PCNT
<u>EXPENDITURES</u>					
21-40-490 SEWER IMPACT FEE PROJECTS	.00	.00	.00	.00	.0
TOTAL EXPENDITURES	.00	.00	.00	.00	.0
<u>DEPARTMENT 80</u>					
21-80-800 TRASFERS	.00	.00	50,000.00	50,000.00	.0
TOTAL DEPARTMENT 80	.00	.00	50,000.00	50,000.00	.0
TOTAL FUND EXPENDITURES	.00	.00	50,000.00	50,000.00	.0
NET REVENUE OVER EXPENDITURES	7,805.00	20,293.00	.00	(20,293.00)	.0

SOUTH WEBER CITY CORPORATION
 REVENUES WITH COMPARISON TO BUDGET
 FOR THE 3 MONTHS ENDING SEPTEMBER 30, 2017

STORM SEWER IMPACT FEE FUND

	PERIOD ACTUAL	YTD ACTUAL	BUDGET	UNEXPENDED	PCNT
<u>REVENUE</u>					
22-37-100 INTEREST EARNINGS	.00	.00	500.00	500.00	.0
22-37-200 STORM SEWER IMPACT FEE	3,325.00	8,645.00	56,000.00	47,355.00	15.4
TOTAL REVENUE	3,325.00	8,645.00	56,500.00	47,855.00	15.3
<u>CONTRIBUTIONS & TRANSFERS</u>					
22-39-500 CONTRIBUTION FROM FUND BAL	.00	.00	.00	.00	.0
TOTAL CONTRIBUTIONS & TRANSFERS	.00	.00	.00	.00	.0
TOTAL FUND REVENUE	3,325.00	8,645.00	56,500.00	47,855.00	15.3

SOUTH WEBER CITY CORPORATION
 EXPENDITURES WITH COMPARISON TO BUDGET
 FOR THE 3 MONTHS ENDING SEPTEMBER 30, 2017

STORM SEWER IMPACT FEE FUND

	PERIOD ACTUAL	YTD ACTUAL	BUDGET	UNEXPENDED	PCNT
<u>EXPENDITURES</u>					
22-40-690 PROJECTS	.00	2,080.75	7,000.00	4,919.25	29.7
22-40-699 STORM SEWER IMPACT FEE PROJECT	.00	.00	.00	.00	.0
22-40-799 FACILITIES	.00	.00	.00	.00	.0
TOTAL EXPENDITURES	.00	2,080.75	7,000.00	4,919.25	29.7
<u>DEPARTMENT 80</u>					
22-80-800 TFR TO STORM SEWER FUND	.00	.00	49,500.00	49,500.00	.0
TOTAL DEPARTMENT 80	.00	.00	49,500.00	49,500.00	.0
TOTAL FUND EXPENDITURES	.00	2,080.75	56,500.00	54,419.25	3.7
NET REVENUE OVER EXPENDITURES	3,325.00	6,564.25	.00	(6,564.25)	.0

SOUTH WEBER CITY CORPORATION
 REVENUES WITH COMPARISON TO BUDGET
 FOR THE 3 MONTHS ENDING SEPTEMBER 30, 2017

PARK IMPACT FEE FUND

	PERIOD ACTUAL	YTD ACTUAL	BUDGET	UNEXPENDED	PCNT
<u>REVENUE</u>					
23-37-100 INTEREST EARNINGS	.00	.00	.00	.00	.0
23-37-200 PARK IMPACT FEE	4,085.00	10,621.00	34,000.00	23,379.00	31.2
TOTAL REVENUE	4,085.00	10,621.00	34,000.00	23,379.00	31.2
<u>CONTRIBUTIONS & TRANSFERS</u>					
23-39-500 CONTRIBUTION FROM FUND BAL	.00	.00	.00	.00	.0
TOTAL CONTRIBUTIONS & TRANSFERS	.00	.00	.00	.00	.0
TOTAL FUND REVENUE	4,085.00	10,621.00	34,000.00	23,379.00	31.2

SOUTH WEBER CITY CORPORATION
 EXPENDITURES WITH COMPARISON TO BUDGET
 FOR THE 3 MONTHS ENDING SEPTEMBER 30, 2017

PARK IMPACT FEE FUND

	PERIOD ACTUAL	YTD ACTUAL	BUDGET	UNEXPENDED	PCNT
<u>EXPENDITURES</u>					
23-40-250 EQUIPMENT	.00	.00	.00	.00	.0
23-40-760 PROJECTS	.00	165.00	.00	(165.00)	.0
23-40-800 PARK FUND BALANCE	.00	.00	34,000.00	34,000.00	.0
TOTAL EXPENDITURES	.00	165.00	34,000.00	33,835.00	.5
TOTAL FUND EXPENDITURES	.00	165.00	34,000.00	33,835.00	.5
NET REVENUE OVER EXPENDITURES	4,085.00	10,456.00	.00	(10,456.00)	.0

SOUTH WEBER CITY CORPORATION
 REVENUES WITH COMPARISON TO BUDGET
 FOR THE 3 MONTHS ENDING SEPTEMBER 30, 2017

ROAD IMPACT FEE FUND

	PERIOD ACTUAL	YTD ACTUAL	BUDGET	UNEXPENDED	PCNT
<u>REVENUE</u>					
24-37-100 INTEREST EARNINGS	.00	.00	1,000.00	1,000.00	.0
24-37-200 ROAD IMPACT FEE	3,445.00	8,957.00	30,000.00	21,043.00	29.9
TOTAL REVENUE	3,445.00	8,957.00	31,000.00	22,043.00	28.9
<u>CONTRIBUTIONS & TRANSFERS</u>					
24-39-500 CONTRIBUTION FROM FUND BAL	.00	.00	.00	.00	.0
TOTAL CONTRIBUTIONS & TRANSFERS	.00	.00	.00	.00	.0
TOTAL FUND REVENUE	3,445.00	8,957.00	31,000.00	22,043.00	28.9

SOUTH WEBER CITY CORPORATION
 EXPENDITURES WITH COMPARISON TO BUDGET
 FOR THE 3 MONTHS ENDING SEPTEMBER 30, 2017

ROAD IMPACT FEE FUND

	PERIOD ACTUAL	YTD ACTUAL	BUDGET	UNEXPENDED	PCNT
<u>EXPENDITURES</u>					
24-40-760 PROJECTS	.00	.00	.00	.00	.0
24-40-799 FACILITIES	.00	.00	.00	.00	.0
24-40-800 ROAD FUND BALANCE	.00	.00	31,000.00	31,000.00	.0
TOTAL EXPENDITURES	.00	.00	31,000.00	31,000.00	.0
TOTAL FUND EXPENDITURES	.00	.00	31,000.00	31,000.00	.0
NET REVENUE OVER EXPENDITURES	3,445.00	8,957.00	.00	(8,957.00)	.0

SOUTH WEBER CITY CORPORATION
 REVENUES WITH COMPARISON TO BUDGET
 FOR THE 3 MONTHS ENDING SEPTEMBER 30, 2017

COUNTRY FAIR DAYS FUND

	PERIOD ACTUAL	YTD ACTUAL	BUDGET	UNEXPENDED	PCNT
<u>COUNTRY FAIR DAYS REVENUE</u>					
25-34-800	.00	14,050.00	18,800.00	4,750.00	74.7
25-34-850	.00	.00	.00	.00	.0
25-34-900	.00	6,378.97	6,500.00	121.03	98.1
25-34-901	.00	1,940.00	4,250.00	2,310.00	45.7
25-34-902	.00	800.00	1,000.00	200.00	80.0
25-34-903	22.00	609.00	650.00	41.00	93.7
25-34-904	.00	1,953.00	2,200.00	247.00	88.8
25-34-905	.00	5,685.00	6,000.00	315.00	94.8
25-34-906	.00	812.00	1,300.00	488.00	62.5
25-34-907	.00	.00	.00	.00	.0
25-34-908	.00	.00	.00	.00	.0
25-34-909	.00	540.00	750.00	210.00	72.0
25-34-910	.00	3,264.95	4,650.00	1,385.05	70.2
25-34-911	.00	1,165.00	800.00	(365.00)	145.6
25-34-912	.00	134.00	.00	(134.00)	.0
25-34-919	.00	70.00	50.00	(20.00)	140.0
25-34-921	.00	.00	.00	.00	.0
25-34-922	.00	.00	.00	.00	.0
25-34-923	.00	.00	.00	.00	.0
25-34-924	.00	145.00	350.00	205.00	41.4
	22.00	37,546.92	47,300.00	9,753.08	79.4
<u>SOURCE 37</u>					
25-37-100	.00	.00	.00	.00	.0
	.00	.00	.00	.00	.0
<u>CONTRIBUTIONS AND TRANSFERS</u>					
25-39-470	.00	.00	.00	.00	.0
25-39-500	.00	.00	.00	.00	.0
	.00	.00	.00	.00	.0
	22.00	37,546.92	47,300.00	9,753.08	79.4

SOUTH WEBER CITY CORPORATION
EXPENDITURES WITH COMPARISON TO BUDGET
FOR THE 3 MONTHS ENDING SEPTEMBER 30, 2017

COUNTRY FAIR DAYS FUND

	PERIOD ACTUAL	YTD ACTUAL	BUDGET	UNEXPENDED	PCNT
<u>COUNTRY FAIR DAYS EXPENDITURES</u>					
25-72-500 MONDAY DINNER & MAKE A DEAL	(5,742.96)	5,530.67	6,500.00	969.33	85.1
25-72-501 GOLF TOURNAMENT	(128.09)	2,374.95	4,250.00	1,875.05	55.9
25-72-502 3 ON 3 BASKETBALL	.00	478.82	600.00	121.18	79.8
25-72-503 BABY CONTEST & LITTLE MISS	(454.45)	839.89	650.00	(189.89)	129.2
25-72-504 KID-K FUN RUN	(651.24)	2,044.71	2,200.00	155.29	92.9
25-72-505 RICHARD BOUCHARD MEMORIAL RUN	(371.96)	5,175.73	6,000.00	824.27	86.3
25-72-506 RODEO	.00	776.14	1,000.00	223.86	77.6
25-72-507 PARADE	.00	.00	700.00	700.00	.0
25-72-508 ADULT ANYTHING GOES	.00	.00	.00	.00	.0
25-72-509 YOUTH ANYTHING GOES	(53.98)	749.01	750.00	.99	99.9
25-72-510 FIREWORKS	4,000.00	4,000.00	4,000.00	.00	100.0
25-72-511 ENTERTAINMENT	.00	2,175.00	4,250.00	2,075.00	51.2
25-72-512 EQUIPMENT RENTALS	.00	3,532.25	4,000.00	467.75	88.3
25-72-513 SHIRTS	.00	.00	300.00	300.00	.0
25-72-515 PROMO PRINTING/MAILING SUPPLIE	.00	211.60	700.00	488.40	30.2
25-72-516 FOOD WAGON	.00	2,434.55	4,000.00	1,565.45	60.9
25-72-517 MISC SUPPLIES	.00	1,418.19	1,000.00	(418.19)	141.8
25-72-518 EQUIPMENT PURCHASES	.00	.00	.00	.00	.0
25-72-519 SOUTH WEBER IDOL	.00	.00	.00	.00	.0
25-72-520 EATING CONTEST	.00	.00	.00	.00	.0
25-72-521 CAR SHOW	.00	200.96	200.00	(.96)	100.5
25-72-522 DUTCH OVEN	.00	.00	.00	.00	.0
25-72-523 BOOTHS	(153.68)	247.73	400.00	152.27	61.9
25-72-524 SWIM PARTY	.00	50.00	750.00	700.00	6.7
25-72-525 ICE	.00	.00	1,000.00	1,000.00	.0
25-72-526 MAKE A DEAL	2,871.48	3,138.68	3,500.00	361.32	89.7
25-72-527 TENT RENTAL	.00	.00	.00	.00	.0
25-72-528 OL TIMERS BASEBALL GAME	.00	88.50	200.00	111.50	44.3
25-72-529 PICKLE BALL	.00	213.52	350.00	136.48	61.0
25-72-600 BUDGETED INCREASE IN FUND BAL	.00	.00	.00	.00	.0
TOTAL COUNTRY FAIR DAYS EXPENDITURES	(684.88)	35,680.90	47,300.00	11,619.10	75.4
TOTAL FUND EXPENDITURES	(684.88)	35,680.90	47,300.00	11,619.10	75.4
NET REVENUE OVER EXPENDITURES	706.88	1,866.02	.00	(1,866.02)	.0

SOUTH WEBER CITY CORPORATION
 REVENUES WITH COMPARISON TO BUDGET
 FOR THE 3 MONTHS ENDING SEPTEMBER 30, 2017

WATER IMPACT FEE FUND

	PERIOD ACTUAL	YTD ACTUAL	BUDGET	UNEXPENDED	PCNT
<u>REVENUE</u>					
26-37-100 INTEREST EARNINGS	.00	.00	400.00	400.00	.0
26-37-200 WATER IMPACT FEES	8,826.20	23,746.60	81,000.00	57,253.40	29.3
TOTAL REVENUE	8,826.20	23,746.60	81,400.00	57,653.40	29.2
<u>CONTRIBUTIONS & TRANSFERS</u>					
26-39-500 CONTRIBUTION FROM FUND BAL	.00	.00	.00	.00	.0
TOTAL CONTRIBUTIONS & TRANSFERS	.00	.00	.00	.00	.0
TOTAL FUND REVENUE	8,826.20	23,746.60	81,400.00	57,653.40	29.2

SOUTH WEBER CITY CORPORATION
 EXPENDITURES WITH COMPARISON TO BUDGET
 FOR THE 3 MONTHS ENDING SEPTEMBER 30, 2017

WATER IMPACT FEE FUND

	PERIOD ACTUAL	YTD ACTUAL	BUDGET	UNEXPENDED	PCNT
<u>DEPARTMENT 40</u>					
26-40-690 PROJECTS	.00	.00	.00	.00	.0
26-40-760 WATER IMPACT FEE PROJECTS	.00	.00	.00	.00	.0
26-40-799 FACILITIES	.00	.00	.00	.00	.0
TOTAL DEPARTMENT 40	.00	.00	.00	.00	.0
<u>TRANSFERS</u>					
26-80-800 TRANSFERS	.00	.00	81,400.00	81,400.00	.0
TOTAL TRANSFERS	.00	.00	81,400.00	81,400.00	.0
TOTAL FUND EXPENDITURES	.00	.00	81,400.00	81,400.00	.0
NET REVENUE OVER EXPENDITURES	8,826.20	23,746.60	.00	(23,746.60)	.0

SOUTH WEBER CITY CORPORATION
REVENUES WITH COMPARISON TO BUDGET
FOR THE 3 MONTHS ENDING SEPTEMBER 30, 2017

RECREATION IMPACT FEE FUND

	PERIOD ACTUAL	YTD ACTUAL	BUDGET	UNEXPENDED	PCNT
<hr/>					
27-34-200 RECREATION IMPACT FEES	4,170.00	10,842.00	19,200.00	8,358.00	56.5
TOTAL SOURCE 34	4,170.00	10,842.00	19,200.00	8,358.00	56.5
<hr/>					
<u>REVENUE</u>					
27-37-100 INTEREST EARNINGS	.00	.00	.00	.00	.0
TOTAL REVENUE	.00	.00	.00	.00	.0
<hr/>					
<u>CONTRIBUTIONS & TRANSFERS</u>					
27-39-470 TRANSFER FROM RECREATION FUND	.00	.00	.00	.00	.0
27-39-500 CONTRIBUTION FROM FUND BAL	.00	.00	70,800.00	70,800.00	.0
TOTAL CONTRIBUTIONS & TRANSFERS	.00	.00	70,800.00	70,800.00	.0
<hr/>					
TOTAL FUND REVENUE	4,170.00	10,842.00	90,000.00	79,158.00	12.1

SOUTH WEBER CITY CORPORATION
 EXPENDITURES WITH COMPARISON TO BUDGET
 FOR THE 3 MONTHS ENDING SEPTEMBER 30, 2017

RECREATION IMPACT FEE FUND

	PERIOD ACTUAL	YTD ACTUAL	BUDGET	UNEXPENDED	PCNT
<u>EXPENDITURES</u>					
27-40-760 PROJECTS	.00	.00	.00	.00	.0
27-40-799 FACILITIES	.00	.00	.00	.00	.0
TOTAL EXPENDITURES	.00	.00	.00	.00	.0
<u>DEPARTMENT 80</u>					
27-80-800 TRANSFERS	.00	.00	90,000.00	90,000.00	.0
TOTAL DEPARTMENT 80	.00	.00	90,000.00	90,000.00	.0
TOTAL FUND EXPENDITURES	.00	.00	90,000.00	90,000.00	.0
NET REVENUE OVER EXPENDITURES	4,170.00	10,842.00	.00	(10,842.00)	.0

SOUTH WEBER CITY CORPORATION
 REVENUES WITH COMPARISON TO BUDGET
 FOR THE 3 MONTHS ENDING SEPTEMBER 30, 2017

PUBLIC SAFETY IMPACT FEE FUND

	PERIOD ACTUAL	YTD ACTUAL	BUDGET	UNEXPENDED	PCNT
29-34-200 PUBLIC SAFETY IMPACT FEES	630.00	1,638.00	10,000.00	8,362.00	16.4
TOTAL SOURCE 34	630.00	1,638.00	10,000.00	8,362.00	16.4
<u>REVENUE</u>					
29-37-100 INTEREST EARNINGS	.00	.00	.00	.00	.0
TOTAL REVENUE	.00	.00	.00	.00	.0
<u>CONTRIBUTIONS & TRANSFERS</u>					
29-39-470 TRANS FROM CAPITAL IMPROVEMENT	.00	.00	.00	.00	.0
29-39-500 CONTRIBUTION FROM FUND BAL	.00	.00	11,900.00	11,900.00	.0
TOTAL CONTRIBUTIONS & TRANSFERS	.00	.00	11,900.00	11,900.00	.0
TOTAL FUND REVENUE	630.00	1,638.00	21,900.00	20,262.00	7.5

SOUTH WEBER CITY CORPORATION
 EXPENDITURES WITH COMPARISON TO BUDGET
 FOR THE 3 MONTHS ENDING SEPTEMBER 30, 2017

PUBLIC SAFETY IMPACT FEE FUND

	PERIOD ACTUAL	YTD ACTUAL	BUDGET	UNEXPENDED	PCNT
<u>EXPENDITURES</u>					
29-40-760 PROJECTS	.00	.00	.00	.00	.0
29-40-799 FACILITIES	.00	.00	.00	.00	.0
TOTAL EXPENDITURES	.00	.00	.00	.00	.0
<u>DEPARTMENT 80</u>					
29-80-800 TRANSFERS	.00	.00	21,900.00	21,900.00	.0
TOTAL DEPARTMENT 80	.00	.00	21,900.00	21,900.00	.0
TOTAL FUND EXPENDITURES	.00	.00	21,900.00	21,900.00	.0
NET REVENUE OVER EXPENDITURES	630.00	1,638.00	.00	(1,638.00)	.0

SOUTH WEBER CITY CORPORATION
REVENUES WITH COMPARISON TO BUDGET
FOR THE 3 MONTHS ENDING SEPTEMBER 30, 2017

CAPITAL PROJECTS FUND

	PERIOD ACTUAL	YTD ACTUAL	BUDGET	UNEXPENDED	PCNT
<u>INTERGOVERNMENTAL REVENUE</u>					
45-33-400 STATE GRANTS	.00	.00	.00	.00	.0
TOTAL INTERGOVERNMENTAL REVENUE	.00	.00	.00	.00	.0
<u>CHARGES FOR SERVICES</u>					
45-34-435 DONATIONS - CMP RAIL ROAD	.00	.00	.00	.00	.0
45-34-440 CONTRIBUTIONS	.00	.00	.00	.00	.0
45-34-445 CONTRIBUTIONS - RESTRICTED	.00	77.00	.00	(77.00)	.0
TOTAL CHARGES FOR SERVICES	.00	77.00	.00	(77.00)	.0
<u>MISCELLANEOUS REVENUE</u>					
45-36-100 INTEREST EARNINGS	.00	.00	6,400.00	6,400.00	.0
45-36-110 SALE OF PROPERTY	.00	.00	1,300,000.00	1,300,000.00	.0
TOTAL MISCELLANEOUS REVENUE	.00	.00	1,306,400.00	1,306,400.00	.0
<u>CONTRIBUTIONS AND TRANSFERS</u>					
45-39-380 FUND SURPLUS-UNRESTRICTED	.00	.00	.00	.00	.0
45-39-385 SAFETY VEHICLE FUND - RESTRICT	.00	.00	.00	.00	.0
45-39-389 FUND BALANCE TO BE APPROPRIATE	.00	.00	849,300.00	849,300.00	.0
45-39-390 TRANS FROM GENERAL FUND - SAFE	.00	.00	17,000.00	17,000.00	.0
45-39-450 BOND FORFEITURE	.00	.00	.00	.00	.0
45-39-470 TRANSFER FROM GENERAL FUND	.00	.00	.00	.00	.0
45-39-500 CONTRIBUTION FROM FUND BAL	.00	.00	.00	.00	.0
45-39-800 TRANSFER FROM IMPACT FEES	.00	.00	.00	.00	.0
TOTAL CONTRIBUTIONS AND TRANSFERS	.00	.00	866,300.00	866,300.00	.0
TOTAL FUND REVENUE	.00	77.00	2,172,700.00	2,172,623.00	.0

SOUTH WEBER CITY CORPORATION
EXPENDITURES WITH COMPARISON TO BUDGET
FOR THE 3 MONTHS ENDING SEPTEMBER 30, 2017

CAPITAL PROJECTS FUND

	PERIOD ACTUAL	YTD ACTUAL	BUDGET	UNEXPENDED	PCNT
<u>EXPENDITURES</u>					
45-40-700 SHOP EXPENDITURES	.00	.00	.00	.00	.0
45-40-730 CHERRY FARMS RESTROOM	.00	.00	.00	.00	.0
45-40-740 GENERAL CAPITAL PROJECTS	.00	.00	.00	.00	.0
45-40-745 EQUIPMENT COSTING OVER \$500	.00	.00	.00	.00	.0
45-40-760 STREET OVERLAY/RESTORE CURB-G	.00	.00	.00	.00	.0
45-40-780 FIRETRUCK ANNUAL PAYMENT	.00	.00	.00	.00	.0
45-40-790 SNOW PLOW TRUCK LEASE OR PURCH	.00	.00	.00	.00	.0
45-40-830 TRNSFR- PARK PMT 8782020	.00	.00	.00	.00	.0
TOTAL EXPENDITURES	.00	.00	.00	.00	.0
<u>DEPARTMENT 43</u>					
45-43-740 ADMIN - PURCHASE OF EQUIPMENT	.00	.00	.00	.00	.0
TOTAL DEPARTMENT 43	.00	.00	.00	.00	.0
<u>DEPARTMENT 57</u>					
45-57-740 FIRE - PURCHASE OF EQUIPMENT	.00	30,229.00	160,000.00	129,771.00	18.9
TOTAL DEPARTMENT 57	.00	30,229.00	160,000.00	129,771.00	18.9
<u>DEPARTMENT 60</u>					
45-60-720 STREETS - BUILDINGS	.00	.00	92,000.00	92,000.00	.0
45-60-730 STREETS-IMP OTHER THAN BLDG	39,212.70	178,388.72	416,000.00	237,611.28	42.9
45-60-740 STREETS - PURCHASE OF EQUIP.	.00	.00	.00	.00	.0
TOTAL DEPARTMENT 60	39,212.70	178,388.72	508,000.00	329,611.28	35.1
<u>DEPARTMENT 70</u>					
45-70-710 PARKS - LAND	.00	.00	.00	.00	.0
45-70-730 PARKS - IMPROV OTHER THAN BLDG	.00	26,652.61	190,000.00	163,347.39	14.0
45-70-740 PARKS - PURCHASE OF EQUIPMENT	.00	.00	.00	.00	.0
TOTAL DEPARTMENT 70	.00	26,652.61	190,000.00	163,347.39	14.0

SOUTH WEBER CITY CORPORATION
 EXPENDITURES WITH COMPARISON TO BUDGET
 FOR THE 3 MONTHS ENDING SEPTEMBER 30, 2017

CAPITAL PROJECTS FUND

	PERIOD ACTUAL	YTD ACTUAL	BUDGET	UNEXPENDED	PCNT
<u>DEPARTMENT 90</u>					
45-90-850 TRANSFER TO TRANS. UTIL. FUND	.00	.00	14,700.00	14,700.00	.0
45-90-900 TRANSFER TO FUND BALANCE	.00	.00	1,300,000.00	1,300,000.00	.0
TOTAL DEPARTMENT 90	.00	.00	1,314,700.00	1,314,700.00	.0
TOTAL FUND EXPENDITURES	39,212.70	235,270.33	2,172,700.00	1,937,429.67	10.8
NET REVENUE OVER EXPENDITURES	(39,212.70)	(235,193.33)	.00	235,193.33	.0

SOUTH WEBER CITY CORPORATION
REVENUES WITH COMPARISON TO BUDGET
FOR THE 3 MONTHS ENDING SEPTEMBER 30, 2017

WATER UTILITY FUND

	PERIOD ACTUAL	YTD ACTUAL	BUDGET	UNEXPENDED	PCNT
<u>MISCELLANEOUS REVENUE</u>					
51-36-100 INTEREST EARNINGS	.00	.00	10,000.00	10,000.00	.0
51-36-300 MISC UTILITY REVENUE	400.00	1,325.00	.00	(1,325.00)	.0
TOTAL MISCELLANEOUS REVENUE	400.00	1,325.00	10,000.00	8,675.00	13.3
<u>WATER UTILITIES REVENUE</u>					
51-37-100 WATER SALES	86,509.72	270,919.56	1,056,000.00	785,080.44	25.7
51-37-105 WATER CONNECTION FEE	1,325.00	3,445.00	12,000.00	8,555.00	28.7
51-37-130 PENALTIES	3,975.00	11,490.00	45,500.00	34,010.00	25.3
TOTAL WATER UTILITIES REVENUE	91,809.72	285,854.56	1,113,500.00	827,645.44	25.7
<u>SOURCE 38</u>					
51-38-820 CONTRIBUTIONS - WTR IMPACT FD	.00	50,095.96	81,400.00	31,304.04	61.5
51-38-900 SUNDRY REVENUES	.00	.00	.00	.00	.0
51-38-910 CAPITAL CONTRIBUTIONS	.00	.00	.00	.00	.0
51-38-920 GAIN LOSS DISPOSAL OF ASSETS	.00	.00	.00	.00	.0
TOTAL SOURCE 38	.00	50,095.96	81,400.00	31,304.04	61.5
<u>CONTRIBUTIONS AND TRANSFERS</u>					
51-39-500 CONTRIBUTION FROM FUND BAL	.00	.00	176,100.00	176,100.00	.0
51-39-511 TRANSFER FROM SEWER UTILITY	.00	.00	.00	.00	.0
TOTAL CONTRIBUTIONS AND TRANSFERS	.00	.00	176,100.00	176,100.00	.0
TOTAL FUND REVENUE	92,209.72	337,275.52	1,381,000.00	1,043,724.48	24.4

SOUTH WEBER CITY CORPORATION
EXPENDITURES WITH COMPARISON TO BUDGET
FOR THE 3 MONTHS ENDING SEPTEMBER 30, 2017

WATER UTILITY FUND

	PERIOD ACTUAL	YTD ACTUAL	BUDGET	UNEXPENDED	PCNT
<u>EXPENDITURES</u>					
51-40-105 PART-TIME EMPLOYEE SALARIES	495.60	1,157.82	.00	(1,157.82)	.0
51-40-110 FULL-TIME EMPLOYEE SALARIES	7,979.28	28,294.22	73,000.00	44,705.78	38.8
51-40-130 EMPLOYEE BENEFIT - RETIREMENT	1,620.00	5,748.38	17,000.00	11,251.62	33.8
51-40-131 EMPLOYEE BENEFIT-EMPLOYER FICA	630.98	2,197.45	6,000.00	3,802.55	36.6
51-40-133 EMPLOYEE BENEFIT - WORK. COMP.	155.74	571.43	3,000.00	2,428.57	19.1
51-40-134 EMPLOYEE BENEFIT - UI	.00	.00	1,000.00	1,000.00	.0
51-40-135 EMPLOYEE BENEFIT - HEALTH INS.	1,718.46	4,952.91	20,000.00	15,047.09	24.8
51-40-137 EMPLOYEE TESTING	.00	.00	.00	.00	.0
51-40-140 UNIFORMS	.00	(24.85)	800.00	824.85	(3.1)
51-40-210 BOOKS/SUBSCRIPTIONS/MEMBERSHIP	.00	1,100.00	1,100.00	.00	100.0
51-40-230 TRAVEL	.00	.00	5,000.00	5,000.00	.0
51-40-240 OFFICE SUPPLIES & EXPENSE	35.78	682.42	1,500.00	817.58	45.5
51-40-245 EQUIPMENT COSTING OVER \$500	.00	.00	.00	.00	.0
51-40-250 EQUIPMENT SUPPLIES & MAINT.	882.04	1,373.97	25,000.00	23,626.03	5.5
51-40-255 VEHICLE LEASE	.00	.00	.00	.00	.0
51-40-256 FUEL EXPENSE	151.32	267.46	2,000.00	1,732.54	13.4
51-40-260 BUILDINGS & GROUNDS	.00	.00	9,000.00	9,000.00	.0
51-40-262 GENERAL GOVERNMENT BUILDINGS	.00	.00	.00	.00	.0
51-40-270 WATER - POWER & PUMPING	987.04	1,952.24	24,000.00	22,047.76	8.1
51-40-280 TELEPHONE AND WIRELESS	164.99	435.84	2,000.00	1,564.16	21.8
51-40-311 PROFESSIONAL TECHNICAL	532.00	532.00	2,500.00	1,968.00	21.3
51-40-312 PROFESSIONAL/TECHNICAL-ENGIN	576.00	5,647.00	20,000.00	14,353.00	28.2
51-40-315 PROFESSIONAL & TECH. - AUDITOR	.00	.00	.00	.00	.0
51-40-350 SOFTWARE MAINTENANCE	1,130.35	1,380.85	6,700.00	5,319.15	20.6
51-40-370 UTILITY BILLING	1,474.00	3,060.71	9,000.00	5,939.29	34.0
51-40-480 SPECIAL WATER SUPPLIES	42.95	1,555.12	5,000.00	3,444.88	31.1
51-40-481 WATER PURCHASES	.00	127,229.77	270,000.00	142,770.23	47.1
51-40-483 EMERGENCY LEAKS & REPAIRS	.00	.00	.00	.00	.0
51-40-485 FIRE HYDRANT UPDATE	.00	.00	40,000.00	40,000.00	.0
51-40-490 WATER O & M CHARGE	5,448.27	6,139.31	74,000.00	67,860.69	8.3
51-40-530 INTEREST EXPENSE	.00	.00	142,000.00	142,000.00	.0
51-40-550 BANKING CHARGES	465.71	2,032.40	4,500.00	2,467.60	45.2
51-40-650 DEPRECIATION	.00	.00	225,000.00	225,000.00	.0
51-40-720 METER REPLACEMENTS	.00	40,735.74	50,000.00	9,264.26	81.5
51-40-730 CAPITAL OUTLAY - IMPROV	.00	34,793.75	98,000.00	63,206.25	35.5
51-40-740 EQUIPMENT	.00	.00	100,000.00	100,000.00	.0
51-40-750 CAPITAL OUTLAY - VEHICLES	.00	.00	.00	.00	.0
51-40-811 BOND PRINCIPAL	.00	.00	75,000.00	75,000.00	.0
51-40-900 TRANSFER TO FUND BALANCE	.00	.00	.00	.00	.0
51-40-915 TRANSFER TO ADMIN SERVICES	.00	.00	68,900.00	68,900.00	.0
TOTAL EXPENDITURES	24,490.51	271,815.94	1,381,000.00	1,109,184.06	19.7
<u>DEPARTMENT 80</u>					
51-80-512 CONTRIBUTIONS	.00	.00	.00	.00	.0
TOTAL DEPARTMENT 80	.00	.00	.00	.00	.0

SOUTH WEBER CITY CORPORATION
 EXPENDITURES WITH COMPARISON TO BUDGET
 FOR THE 3 MONTHS ENDING SEPTEMBER 30, 2017

WATER UTILITY FUND

	PERIOD ACTUAL	YTD ACTUAL	BUDGET	UNEXPENDED	PCNT
TOTAL FUND EXPENDITURES	24,490.51	271,815.94	1,381,000.00	1,109,184.06	19.7
NET REVENUE OVER EXPENDITURES	67,719.21	65,459.58	.00	(65,459.58)	.0

SOUTH WEBER CITY CORPORATION
 REVENUES WITH COMPARISON TO BUDGET
 FOR THE 3 MONTHS ENDING SEPTEMBER 30, 2017

SEWER UTILITY FUND

	PERIOD ACTUAL	YTD ACTUAL	BUDGET	UNEXPENDED	PCNT
<u>MISCELLANEOUS REVENUE</u>					
52-36-100 INTEREST EARNINGS	.00	.00	15,000.00	15,000.00	.0
TOTAL MISCELLANEOUS REVENUE	.00	.00	15,000.00	15,000.00	.0
<u>SEWER UTILITIES REVENUE</u>					
52-37-130 PENALTIES	.00	.00	.00	.00	.0
52-37-300 SEWER SALES	71,893.45	217,316.00	867,000.00	649,684.00	25.1
52-37-360 CWDIS 5% RETAINAGE	583.25	1,283.15	7,000.00	5,716.85	18.3
52-37-400 CWSID SEWER CONN FEES PAYABLE	.00	.00	.00	.00	.0
52-37-500 SEWER IMPACT FEES-REST BOND	.00	.00	.00	.00	.0
TOTAL SEWER UTILITIES REVENUE	72,476.70	218,599.15	874,000.00	655,400.85	25.0
<u>SOURCE 38</u>					
52-38-820 TFR FROM SEWER IMPACT FEES	.00	.00	50,000.00	50,000.00	.0
52-38-910 CAPITAL CONTRIBUTIONS	.00	.00	.00	.00	.0
52-38-920 GAIN LOSS SALE OF ASSETS	.00	.00	.00	.00	.0
TOTAL SOURCE 38	.00	.00	50,000.00	50,000.00	.0
<u>SOURCE 39</u>					
52-39-500 CONTRIBUTION FROM FUND BAL	.00	.00	.00	.00	.0
TOTAL SOURCE 39	.00	.00	.00	.00	.0
TOTAL FUND REVENUE	72,476.70	218,599.15	939,000.00	720,400.85	23.3

SOUTH WEBER CITY CORPORATION
EXPENDITURES WITH COMPARISON TO BUDGET
FOR THE 3 MONTHS ENDING SEPTEMBER 30, 2017

SEWER UTILITY FUND

	PERIOD ACTUAL	YTD ACTUAL	BUDGET	UNEXPENDED	PCNT
<u>EXPENDITURES</u>					
52-40-105 PART-TIME EMPLOYEE SALARIES	446.10	1,009.02	.00	(1,009.02)	.0
52-40-110 FULL-TIME EMPLOYEE SALARIES	4,886.27	16,975.68	31,000.00	14,024.32	54.8
52-40-130 EMPLOYEE BENEFIT - RETIREMENT	998.65	3,454.62	8,000.00	4,545.38	43.2
52-40-131 EMPLOYEE BENEFIT-EMPLOYER FICA	397.12	1,339.86	3,000.00	1,660.14	44.7
52-40-133 EMPLOYEE BENEFIT - WORK. COMP.	84.36	314.70	1,000.00	685.30	31.5
52-40-134 EMPLOYEE BENEFIT - UI	.00	.00	500.00	500.00	.0
52-40-135 EMPLOYEE BENEFIT - HEALTH INS.	857.66	2,983.97	3,000.00	16.03	99.5
52-40-140 UNIFORMS	.00	(17.75)	400.00	417.75	(4.4)
52-40-210 BOOKS/SUBSCRIPTIONS/MEMBERSHIP	.00	.00	.00	.00	.0
52-40-230 TRAVEL	.00	.00	2,000.00	2,000.00	.0
52-40-240 OFFICE SUPPLIES & EXPENSE	35.78	238.08	1,200.00	961.92	19.8
52-40-250 EQUIPMENT SUPPLIES & MAINT.	.00	85.76	4,000.00	3,914.24	2.1
52-40-255 VEHICLE LEASE	.00	.00	.00	.00	.0
52-40-260 BUILDINGS & GROUNDS	.00	.00	.00	.00	.0
52-40-270 SEWER - POWER & PUMPING	37.58	74.96	500.00	425.04	15.0
52-40-312 PROFESSIONAL/TECHNICAL-ENGIN	.00	1,941.00	5,200.00	3,259.00	37.3
52-40-315 PROFESSIONAL & TECH. - AUDITOR	.00	.00	.00	.00	.0
52-40-350 SOFTWARE MAINTENANCE	130.35	380.85	2,200.00	1,819.15	17.3
52-40-370 UTILITY BILLING	1,036.89	2,143.16	6,500.00	4,356.84	33.0
52-40-483 EMERGENCY R & R SEWER	.00	.00	.00	.00	.0
52-40-490 SEWER O & M CHARGE	955.00	1,407.32	22,000.00	20,592.68	6.4
52-40-491 SEWER TREATMENT FEE	42.39	110,597.39	440,000.00	329,402.61	25.1
52-40-492 CONNECTION FEE - CWSID	.00	.00	.00	.00	.0
52-40-530 INTEREST EXPENSE	.00	.00	.00	.00	.0
52-40-550 BANKING CHARGES	309.98	1,386.04	3,000.00	1,613.96	46.2
52-40-650 DEPRECIATION	.00	.00	99,000.00	99,000.00	.0
52-40-690 PROJECTS	3,150.00	3,455.00	20,000.00	16,545.00	17.3
52-40-915 TRANSFER TO ADMIN SERVICES	.00	.00	32,500.00	32,500.00	.0
52-40-990 TRANSFER TO FUND BALANCE	.00	.00	254,000.00	254,000.00	.0
TOTAL EXPENDITURES	13,368.13	147,769.66	939,000.00	791,230.34	15.7
<u>TRANSFERS AND CONTRIBUTIONS</u>					
52-80-512 CONTRIBUTIONS	.00	.00	.00	.00	.0
TOTAL TRANSFERS AND CONTRIBUTIONS	.00	.00	.00	.00	.0
TOTAL FUND EXPENDITURES	13,368.13	147,769.66	939,000.00	791,230.34	15.7
NET REVENUE OVER EXPENDITURES	59,108.57	70,829.49	.00	(70,829.49)	.0

SOUTH WEBER CITY CORPORATION
REVENUES WITH COMPARISON TO BUDGET
FOR THE 3 MONTHS ENDING SEPTEMBER 30, 2017

SANITATION UTILITY FUND

	PERIOD ACTUAL	YTD ACTUAL	BUDGET	UNEXPENDED	PCNT
<u>MISCELLANEOUS REVENUE</u>					
53-36-100 INTEREST EARNINGS	.00	.00	3,000.00	3,000.00	.0
TOTAL MISCELLANEOUS REVENUE	.00	.00	3,000.00	3,000.00	.0
<u>SANITATION UTILITIES REVENUE</u>					
53-37-130 PENALTIES	.00	.00	.00	.00	.0
53-37-700 SANITATION FEES	28,855.67	86,797.28	340,000.00	253,202.72	25.5
TOTAL SANITATION UTILITIES REVENUE	28,855.67	86,797.28	340,000.00	253,202.72	25.5
<u>SOURCE 38</u>					
53-38-920 GAIN LOSS SALE OF ASSETS	.00	.00	.00	.00	.0
TOTAL SOURCE 38	.00	.00	.00	.00	.0
<u>SOURCE 39</u>					
53-39-500 CONTRIBUTION FROM FUND BAL	.00	.00	.00	.00	.0
TOTAL SOURCE 39	.00	.00	.00	.00	.0
TOTAL FUND REVENUE	28,855.67	86,797.28	343,000.00	256,202.72	25.3

SOUTH WEBER CITY CORPORATION
EXPENDITURES WITH COMPARISON TO BUDGET
FOR THE 3 MONTHS ENDING SEPTEMBER 30, 2017

SANITATION UTILITY FUND

	PERIOD ACTUAL	YTD ACTUAL	BUDGET	UNEXPENDED	PCNT
<u>EXPENDITURES</u>					
53-40-105 PART-TIME EMPLOYEE SALARIES	82.50	248.07	.00	(248.07)	.0
53-40-110 FULL-TIME EMPLOYEE SALARIES	1,334.31	4,762.73	9,000.00	4,237.27	52.9
53-40-130 EMPLOYEE BENEFIT - RETIREMENT	273.47	966.46	2,000.00	1,033.54	48.3
53-40-131 EMPLOYEE BENEFIT-EMPLOYER FICA	105.24	372.84	1,000.00	627.16	37.3
53-40-133 EMPLOYEE BENEFIT - WORK. COMP.	26.02	101.66	1,000.00	898.34	10.2
53-40-134 EMPLOYEE BENEFIT - UI	.00	.00	200.00	200.00	.0
53-40-135 EMPLOYEE BENEFIT - HEALTH INS.	241.32	862.11	3,000.00	2,137.89	28.7
53-40-140 UNIFORMS	.00	(7.09)	.00	7.09	.0
53-40-240 OFFICE SUPPLIES & EXPENSE	.00	.00	.00	.00	.0
53-40-250 EQUIPMENT SUPPLIES & MAINT.	5,162.38	5,162.38	5,200.00	37.62	99.3
53-40-251 VEHICLE MAINT & SUPPLIES	.00	.00	.00	.00	.0
53-40-255 VEHICLE LEASE	.00	.00	.00	.00	.0
53-40-350 SOFTWARE MAINTENANCE	130.35	380.85	2,200.00	1,819.15	17.3
53-40-370 UTILITY BILLING	403.27	904.12	5,000.00	4,095.88	18.1
53-40-492 SANITATION FEE CHARGES	25,244.42	59,942.42	284,000.00	224,057.58	21.1
53-40-550 BANKING CHARGES	133.06	580.69	1,600.00	1,019.31	36.3
53-40-650 DEPRECIATION	.00	.00	.00	.00	.0
53-40-915 TRANSFER TO ADMIN SERVICES	.00	.00	9,800.00	9,800.00	.0
53-40-990 CONTRIBUTION TO FUND BALANCE	.00	.00	19,000.00	19,000.00	.0
TOTAL EXPENDITURES	33,136.34	74,277.24	343,000.00	268,722.76	21.7
TOTAL FUND EXPENDITURES	33,136.34	74,277.24	343,000.00	268,722.76	21.7
NET REVENUE OVER EXPENDITURES	(4,280.67)	12,520.04	.00	(12,520.04)	.0

SOUTH WEBER CITY CORPORATION
 REVENUES WITH COMPARISON TO BUDGET
 FOR THE 3 MONTHS ENDING SEPTEMBER 30, 2017

STORM SEWER UTILITY FUND

	PERIOD ACTUAL	YTD ACTUAL	BUDGET	UNEXPENDED	PCNT
<u>MISCELLANEOUS REVENUE</u>					
54-36-100 INTEREST EARNINGS	.00	.00	4,000.00	4,000.00	.0
TOTAL MISCELLANEOUS REVENUE	.00	.00	4,000.00	4,000.00	.0
<u>STORM SEWER UTILITIES REVENUE</u>					
54-37-130 PENALTIES	.00	.00	.00	.00	.0
54-37-450 STORM SEWER REVENUE	14,389.05	43,196.49	178,500.00	135,303.51	24.2
TOTAL STORM SEWER UTILITIES REVENUE	14,389.05	43,196.49	178,500.00	135,303.51	24.2
<u>SOURCE 38</u>					
54-38-600 TFR FROM STORM SWR IMPACT FEE	.00	.00	49,500.00	49,500.00	.0
54-38-900 SUNDRY REVENUES	.00	.00	.00	.00	.0
54-38-910 CAPITAL CONTRIBUTIONS	.00	.00	.00	.00	.0
54-38-920 GAIN LOSS SALE OF ASSETS	.00	.00	.00	.00	.0
TOTAL SOURCE 38	.00	.00	49,500.00	49,500.00	.0
<u>SOURCE 39</u>					
54-39-500 CONTRIBUTION FROM FUND BAL	.00	.00	50,000.00	50,000.00	.0
TOTAL SOURCE 39	.00	.00	50,000.00	50,000.00	.0
TOTAL FUND REVENUE	14,389.05	43,196.49	282,000.00	238,803.51	15.3

SOUTH WEBER CITY CORPORATION
EXPENDITURES WITH COMPARISON TO BUDGET
FOR THE 3 MONTHS ENDING SEPTEMBER 30, 2017

STORM SEWER UTILITY FUND

	PERIOD ACTUAL	YTD ACTUAL	BUDGET	UNEXPENDED	PCNT
<u>EXPENDITURES</u>					
54-40-105 PART-TIME EMPLOYEE SALARIES	82.50	248.07	.00	(248.07)	.0
54-40-110 FULL-TIME EMPLOYEE SALARIES	1,998.00	5,486.48	20,000.00	14,513.52	27.4
54-40-130 EMPLOYEE BENEFIT - RETIREMENT	403.65	1,108.29	5,000.00	3,891.71	22.2
54-40-131 EMPLOYEE BENEFIT-EMPLOYER FICA	152.83	423.57	2,000.00	1,576.43	21.2
54-40-133 EMPLOYEE BENEFIT - WORK. COMP.	45.80	126.34	1,000.00	873.66	12.6
54-40-134 EMPLOYEE BENEFIT - UI	.00	.00	300.00	300.00	.0
54-40-135 EMPLOYEE BENEFIT - HEALTH INS.	618.06	1,381.79	8,000.00	6,618.21	17.3
54-40-140 UNIFORMS	.00	(3.55)	400.00	403.55	(.9)
54-40-230 TRAVEL & TRAINING	.00	.00	500.00	500.00	.0
54-40-240 OFFICE SUPPLIES & EXPENSE	.00	.00	.00	.00	.0
54-40-250 EQUIPMENT SUPPLIES & MAINT.	.00	.00	1,300.00	1,300.00	.0
54-40-255 VEHICLE LEASE	.00	.00	.00	.00	.0
54-40-256 FUEL EXPENSE	54.89	110.18	400.00	289.82	27.6
54-40-270 STORM SEWER - POWER & PUMPING	.00	.00	.00	.00	.0
54-40-312 PROFESSIONAL/TECHNICAL-ENGIN	.00	.00	2,000.00	2,000.00	.0
54-40-315 PROFESSIONAL & TECH. - AUDITOR	.00	.00	.00	.00	.0
54-40-331 PROMOTION-STORM WATER	.00	.00	1,200.00	1,200.00	.0
54-40-350 SOFTWARE MAINTENANCE	130.35	380.85	2,200.00	1,819.15	17.3
54-40-370 UTILITY BILLING	226.82	490.08	2,100.00	1,609.92	23.3
54-40-493 STORM SEWER O & M	922.39	922.39	10,000.00	9,077.61	9.2
54-40-550 BANKING CHARGES	66.53	290.35	1,400.00	1,109.65	20.7
54-40-650 DEPRECIATION	.00	.00	108,000.00	108,000.00	.0
54-40-690 PROJECTS	.00	101,801.34	110,000.00	8,198.66	92.6
54-40-915 TRANSFER TO ADMIN SERVICES	.00	.00	6,200.00	6,200.00	.0
TOTAL EXPENDITURES	4,701.82	112,766.18	282,000.00	169,233.82	40.0
<u>DEPARTMENT 80</u>					
54-80-512 CONTRIBUTIONS	.00	.00	.00	.00	.0
TOTAL DEPARTMENT 80	.00	.00	.00	.00	.0
TOTAL FUND EXPENDITURES	4,701.82	112,766.18	282,000.00	169,233.82	40.0
NET REVENUE OVER EXPENDITURES	9,687.23	(69,569.69)	.00	69,569.69	.0

SOUTH WEBER CITY CORPORATION
 REVENUES WITH COMPARISON TO BUDGET
 FOR THE 3 MONTHS ENDING SEPTEMBER 30, 2017

PENALTIES UTILITY FUND

	PERIOD ACTUAL	YTD ACTUAL	BUDGET	UNEXPENDED	PCNT
<u>MISCELLANEOUS REVENUE</u>					
55-36-100 INTEREST EARNINGS	.00	.00	.00	.00	.0
TOTAL MISCELLANEOUS REVENUE	.00	.00	.00	.00	.0
<u>SOURCE 37</u>					
55-37-130 PENALTIES	.00	.00	.00	.00	.0
TOTAL SOURCE 37	.00	.00	.00	.00	.0
TOTAL FUND REVENUE	.00	.00	.00	.00	.0
NET REVENUE OVER EXPENDITURES	.00	.00	.00	.00	.0

SOUTH WEBER CITY CORPORATION
REVENUES WITH COMPARISON TO BUDGET
FOR THE 3 MONTHS ENDING SEPTEMBER 30, 2017

		FUND 56				
		PERIOD ACTUAL	YTD ACTUAL	BUDGET	UNEXPENDED	PCNT
<hr/>						
56-31-305	TRANSPORTATION - LOCAL OPTION	.00	.00	62,000.00	62,000.00	.0
	TOTAL SOURCE 31	.00	.00	62,000.00	62,000.00	.0
<hr/>						
<u>SOURCE 33</u>						
56-33-560	CLASS "C" ROAD ALLOTMENT	.00	.00	150,000.00	150,000.00	.0
	TOTAL SOURCE 33	.00	.00	150,000.00	150,000.00	.0
<hr/>						
<u>SOURCE 34</u>						
56-34-270	DEVELOPER PMTS FOR IMPROV.	.00	.00	130,000.00	130,000.00	.0
	TOTAL SOURCE 34	.00	.00	130,000.00	130,000.00	.0
<hr/>						
<u>SOURCE 37</u>						
56-37-800	TRANSPORATION UTILITY FEE	10,403.85	31,250.13	126,000.00	94,749.87	24.8
	TOTAL SOURCE 37	10,403.85	31,250.13	126,000.00	94,749.87	24.8
<hr/>						
<u>SOURCE 39</u>						
56-39-091	TRANSFER FROM CAPITAL PROJECTS	.00	.00	14,700.00	14,700.00	.0
56-39-910	TRANSFER FROM CLASS "C" RES.	.00	.00	640,000.00	640,000.00	.0
	TOTAL SOURCE 39	.00	.00	654,700.00	654,700.00	.0
<hr/>						
	TOTAL FUND REVENUE	10,403.85	31,250.13	1,122,700.00	1,091,449.87	2.8

SOUTH WEBER CITY CORPORATION
 EXPENDITURES WITH COMPARISON TO BUDGET
 FOR THE 3 MONTHS ENDING SEPTEMBER 30, 2017

FUND 56

	PERIOD ACTUAL	YTD ACTUAL	BUDGET	UNEXPENDED	PCNT
56-76-312 PROFESSIONAL & TECH. - ENGINR	.00	4,453.00	18,000.00	13,547.00	24.7
56-76-410 SPEICAL HIGHWAY SUPPLIES	.00	3,487.75	18,000.00	14,512.25	19.4
56-76-422 CROSSWALK/STREET PAINTING	.00	.00	4,000.00	4,000.00	.0
56-76-424 CURB AND GUTTER RESTORATION	.00	139.98	24,000.00	23,860.02	.6
56-76-425 STREET SEALING	.00	.00	294,500.00	294,500.00	.0
56-76-730 STREET PROJECTS	13,442.50	13,442.50	50,000.00	36,557.50	26.9
56-76-990 CONTRIBUTION TO FUND BALANCE	.00	.00	714,200.00	714,200.00	.0
TOTAL DEPARTMENT 76	13,442.50	21,523.23	1,122,700.00	1,101,176.77	1.9
TOTAL FUND EXPENDITURES	13,442.50	21,523.23	1,122,700.00	1,101,176.77	1.9
NET REVENUE OVER EXPENDITURES	(3,038.65)	9,726.90	.00	(9,726.90)	.0



1407 West North Temple
Salt Lake City, Utah 84116

November 2, 2017

South Weber City
Attn: Brandon Jones
1600 E South Weber Dr.
Ogden, UT 84405

Work Order #6423813

Dear Brandon Jones;

Enclosed please find an agreement for the request to install 1-135 w LED RMP owned street light located at (See location on enclosed contract), South Weber, Utah.

The total non-refundable advance is \$1,823.00. South Weber City is responsible for signing the contract and returning the advance in the enclosed self-addressed envelope, or see special provisions on contract, prior to construction. This cost will remain in effect if the executed documents are returned within 90 days from the date of this letter and you are ready to receive service within 150 days of the above date. After that date the job will need to be re-worked and a new contract would be required with updated costs.

Upon return of the enclosed contract and advance your job order can be released for scheduling and material ordering. Please notify us 8 to 10 working days in advance of when you will be ready for service. You will be responsible for providing all trenching, backfilling conduit, transformer pads or vaults and any other requirements to complete the construction for underground service. If trenching is required, please contact Bernie Mietchen at 801-220-7477 to coordinate the location and inspection to trench. Please conduct this work prior to our agreed service installation date. This will reduce cave-ins and exposure to personal injury. If you have any questions feel free to contact our office at 801-220-4362.

Sincerely,

A handwritten signature in blue ink, appearing to read "P. Peterson".

Phil Peterson
Business Analyst
Rocky Mountain Power

Enclosures

W.O. # 6423813
Site # 922181465.009

STREET LIGHTING AGREEMENT
Company Owned System

THIS STREET LIGHTING AGREEMENT ("this Agreement") MADE BY AND BETWEEN South Weber City ("Customer") in Weber County, State of Utah and Rocky Mountain Power, an unincorporated division of PacifiCorp ("Company"), wherein Customer agrees to pay for street lighting service and Company agrees to install, maintain and operate street lighting facilities at those locations listed and described herein under the terms and conditions of rate schedule 11 or any effective superseding rate schedule filed with the Utah Public Service Commission. This Agreement shall be subject to the Company's electric service regulations, copies of which are available at the Company's offices and on the PacifiCorp web page.

Said service shall be furnished as soon as practicable after the date hereof, by Company-owned streetlights specified as follows:

- Listed Below.
- Listed on Exhibit "A", attached hereto and by this reference made a part hereof.

	Location	Pole #	Light Type	Watts
1.	1275 E LESTER DR.	340902-A	LED	135
2.				
3.				
4.				
5.				
6.				
7.				

Company will furnish street lighting service, as shown on the attached sketch, at the Company's regularly filed rate, provided the Customer provides and installs trenching, conduit, back fill, bedding material, site restoration and rights-of-way acceptable to the Company. All requirements shall meet the Company's specifications, and includes all work, including trench and conduit, on and off the Customer's property, beginning at the Company's existing facilities. In addition to these requirements, the Company will install standard metal poles provided the Customer supplies an installs any necessary concrete bases per Company specifications. Company's responsibilities and obligations hereunder with respect to the operation and maintenance of the street lighting service shall be limited to those set forth in the applicable rate schedule of the Company's Utah Tariff. To the fullest extent permitted by law, each of the parties hereto waives any right it may have to a trial by jury in respect of litigation directly or indirectly arising out of, under or in connection with this agreement. Each party further waives any right to consolidate any action in which a jury trial has been waived with any other action in which a jury trial cannot be or has not been waived. Company may at any time assign its rights and delegate its obligations under this Contract to any: affiliate; successor in interest; corporation; or any other business entity in conjunction with a merger, consolidation or other business reorganization to which Company is a party.

The total non-refundable advance is \$1,823.00.

Special Provisions: Install 1-135 W LED RMP owned street light

South Weber City

Rocky Mountain Power

Signature

Signature

Date

Date

ORDINANCE NO. 17-19

AN ORDINANCE OF THE SOUTH WEBER CITY COUNCIL AMENDING SOUTH WEBER CITY CODE IMPACT FEES SUBSECTIONS 11.06.010 and 11.06.040

WHEREAS, on September 19, 2017, after considering the input of the public and stakeholders and relying on the professional advice and certification of the Parks and Trails Impact Fee Facilities Plan and Impact Fee Analysis Consultants, South Weber City adopted the findings, conclusions, and recommendations of the Impact Fee Facilities Plans and Impact Fee Analysis prepared by Zions Bank Public Finance Inc.; and

WHEREAS, this council finds it in the best interest of the City to amend its city code to comply with these findings;

NOW THEREFORE BE IT ORDAINED, by the Legislative Body of South Weber City:

Section 1. Subsections Amended. Subsections 11.06.010, and 11.06.040 of the South Weber City Code are hereby amended to read:

11.06.010 Adoption.

The South Weber City Council hereby approves and adopts the Impact Fee Analyses attached and the analyses reflected therein. The Impact Fee Facilities Plans and the Impact Fee Analyses, including the Weber Basin Water Conservancy Districts Treated Water Impact Fee, and Parks and Trails are incorporated herein by reference and adopted as though fully set forth herein.

11.06.040 Impact Fees Levied.

Parks and Trails Impact Fees.

The total maximum fee that can be charged is \$582.39 per capita. However, the actual fee charged will be based on a residential unit.

Table 5: Summary of Parks & Trails Gross Impact Fee Per Residential Unit

Category	Household Size	Calculation per Capita
Single-Family Residential	3.6	\$2,096.62
Multi-Family Residential	3.54	\$2,061.66
Non-Residential		No Fee

Section 2. Severability Clause. If a court holds any part or provision of this Ordinance invalid or unenforceable, such invalidity or unenforceability shall not affect any other portion of this Ordinance and all provisions, clauses and words of this Ordinance shall be severable.

Section 3. Effective Date. This Ordinance shall become effective December 19, 2017.

PASSED AND ADOPTED by the City Council of South Weber, Davis County, on _____
day of _____ 2017.

ATTEST:

MAYOR: Tamara Long

Mark McRae, City Recorder

Roll call vote is as follows:

Mr. Casas	Yes	No
Mr. Winsor	Yes	No
Mr. Hyer	Yes	No
Mrs. Sjoblom	Yes	No
Mr. Taylor	Yes	No

CERTIFICATE OF POSTING

I, the duly appointed recorder for the City of South Weber, hereby certify that:

***ORDINANCE 17-18: AN ORDINANCE OF THE SOUTH WEBER CITY COUNCIL
AMENDING SOUTH WEBER CITY CODE SUBSECTIONS 11.06.010 and 11.06.040***

was passed and adopted the ____ day of _____ 2017, and certifies that copies of the foregoing Ordinance 17-19 were posted in the following locations within the municipality this ____ day of _____, 2017.

1. South Weber Elementary, 1285 E. Lester Drive
2. South Weber Family Activity Center, 1181 E. Lester Drive
3. South Weber City Building, 1600 E. South Weber Drive

Mark McRae, City Recorder

RESOLUTION 17-41
Water Conservation Plan
November 2017

BE IT HEREBY RESOLVED, by the City Council of South Weber City, State of Utah, as follows:

WHEREAS, South Weber City has a Water Conservation Plan (in accordance with U.C.A. 73-10-32) that establishes conservation planning efforts identifying water supply inventory for both present and future water requirements and establishes implementation procedures;

WHEREAS, the City Engineer has reviewed and updated the Water Conservation Plan,

WHEREAS, the City Council has reviewed the City Engineer's recommendations,

WHEREAS, a public hearing was held on November 14, 2017.

NOW THEREFORE BE IT RESOLVED, South Weber City hereby adopts the **Water Conservation Plan**, dated November 2017, for the geographic city boundary. The plan was updated by Brandon K. Jones, City Engineer.

PASSED AND ADOPTED by the City Council of South Weber, Davis County, on 14 day of November 2017.

MAYOR: Tamara Long

ATTEST:


Mark McRae, City Recorder

South Weber City Corporation

Water Conservation Plan



November 2017



Updated By
Brandon K. Jones, P.E.
JONES & ASSOCIATES
Consulting Engineers



Table of Contents

SECTION I - SYSTEM PROFILE	2
SERVICE AREA.....	2
DEMOGRAPHICS.....	2
HISTORY.....	3
DISTRIBUTION SYSTEM	3
WATER SOURCES.....	3
STORAGE RESERVOIRS	4
CURRENT WATER USE.....	5
STATEWIDE CONSERVATION GOAL PROGRESS.....	6
PROJECTED NEEDS.....	6
COMPARISON GRAPH	7
SECTION 2 - CURRENT CONSERVATION PRACTICES	8
CURRENT PUBLIC AWARENESS.....	8
ORDINANCES/STANDARDS.....	8
PRICING STRUCTURE	8
PHYSICAL SYSTEM PRACTICES.....	10
SECTION 3 - PLANNED CONSERVATION PRACTICES	11
PLANNED SYSTEM MAINTENANCE	11
CORRECTING SYSTEM DEFICIENCIES.....	11
FUTURE PUBLIC OUTREACH	12
WATER CONSERVATION PLAN UPDATE	13
ATTACHMENTS	14
--- WATER SYSTEM MAP ---	14
ATTACHMENTS	15
--- UTILITY BILL EXAMPLE ---.....	15
ATTACHMENTS	16
--- NEWSLETTER EXAMPLE – JANUARY 2017 ---	16
ATTACHMENTS	17
--- NEWSLETTER EXAMPLE – MARCH 2017 ---	17
ATTACHMENTS	18
--- NEWSLETTER EXAMPLE – JULY 2017 ---	18
ATTACHMENTS	19
--- WATER METER REPLACEMENT SCHEDULE MAP ---	19

SECTION I - SYSTEM PROFILE

SERVICE AREA

The South Weber City water system can supply all areas within the City boundaries. There are a few areas that are not currently served, but this is only due to the system not yet having been expanded to those areas, and will occur with future growth. The current city boundary encompasses 4.70 sq. miles. The service area is divided into four major pressure zones, the upper bench area which is currently undeveloped, the area immediately above the canal, the area immediately below the canal, and the area west of 850 East. The water system and City boundaries are shown on the attached map.

South Weber City is also supplied by four secondary water systems which currently provide water for outside use/irrigation. Even though the culinary water system is used to irrigate some properties, its use for irrigation is very limited since nearly all of South Weber City is serviced by secondary water. Based on individual metered water usage data, it appears that less than one percent (1%) of the culinary water connections is also used for irrigation. Therefore, irrigation demand on the culinary water system has been deemed negligible and is not included in this report. Water systems which provide secondary water to South Weber residents include the following: South Weber Water Improvement District, Weber Basin Water Conservancy District, Davis and Weber Counties Canal Company, and the South Weber Irrigation Company. These secondary water systems are not monitored, operated, or controlled by South Weber City.

DEMOGRAPHICS

South Weber City is primarily a residential community located at the northeast corner of Davis County near the mouth of Weber Canyon. Agriculture has historically been the primary land use; however, the City has experienced significant residential development in recent years. Conversion of agricultural land to residential development is expected to continue for the foreseeable future. South Weber City is expected to remain primarily a residential community with some commercial and light industrial development. The current population is approximately 7,471.

Historic population information has been retrieved from official US Census Bureau data. From 2000 to 2010 the yearly population growth rate averaged 3.58%. However, beginning in 2007 the growth rate began to decline due to the current economic downturn and the additional restrictions on credit for home buyers. As a result we feel that the future growth rate will be lower than the average over the past ten years.

The most current growth projections for South Weber are contained in the 2014 South Weber City General Plan. The plan indicates that South Weber City has the potential for approximately 3,620 dwelling units at build-out and a population of approximately 12,814. This is less than previous plans/projections reported.

An independent analysis of the undeveloped ground within the City performed by the City Engineer in July 2015 indicates that there will be 3,912 ERU's (equivalent residential units) and a population of about 12,669 at build-out. Based on a projected growth rate of three percent (3%) build-out is expected to be reached about the year 2035.

HISTORY

In 1938 the Town of South Weber was incorporated. According to South Weber History (Bell, 1990), the motivating force behind South Weber's incorporation was the desire to install a culinary water system. The financing to construct the water system could not be obtained without a legal entity representing the area. Construction of the City's water system began soon after incorporation. The main water lines through the center of the City were originally constructed by the Federal Government in the early 1940's to supply water to nearby military facilities. When these water lines were no longer needed by the military, they were turned over to South Weber.

DISTRIBUTION SYSTEM

The water distribution system is currently divided into four pressure zones. The upper pressure zone is located on the hillside bench area on the south side of the city. It is currently undeveloped ground but has the potential to be connected to the transmission line coming from Reservoir #4 that connects at 1900 East. The two middle zones lie on either side of the Weber-Davis Canal with the division between the pressure zones at approximate elevation of 4,590 feet. The pressure zone boundary approximately follows the Davis & Weber Counties Canal which runs east to west. The last pressure zone is located west of 850 East.

South Weber City public works report that the water distribution system is in generally good operating condition with very few leaks. The Culinary Water Capital Facilities Plan (June 2016) identifies projects needed to address existing deficiencies as well as those projects needed for future growth. Some of these include the replacement of older or undersized distribution lines.

WATER SOURCES

South Weber obtains its water from two (2) sources: a potable water well (owned and operated by the City) and wholesale water purchased from Weber Basin Water Conservancy District (WBWCD). Table 1.1 below shows a breakdown of the current culinary water sources.

Table 1.1 - Existing Water Sources

Name of Source	Priority Date	Water Right No.	Certificate No.	Flow – Nature of Use	Max. Approved Production(ac-ft/yr)	Actual Production (ac-ft/yr)
Well #1	8/1/1953	31-2524	8036	0.55 cfs Jan 1 to Dec 31 - Municipal	398.19 (by Water Right)	100.00
WBWCD	N/A	N/A	N/A	Contract Water	950.00	950.00
TOTALS					1,348.19	1,050.00

Well No. 1: South Weber Well No.1 is located across from the City Offices at 1600 East South Weber Drive, pumps directly into the distribution system, and serves the lower two pressure

zones (Zones 1 and 2). This 8” diameter, 350-ft deep well was originally used for ground water observation purposes. In 1961, it was changed to a culinary water well. In 2003, it was cleaned to a depth of 336-ft. The well was originally rated to pump at a maximum flow rate of approximately 400 gpm. The annual production for the well is limited by the water right, which allows an annual withdrawal from the well of 398.19 ac-ft (129.75 MG/year or 247 gpm if pumped continuously). Historically, the City has only been using about 100 ac-ft from the well annually. The reason for this reduction is explained in two parts:

1. Contract Water first. The City typically first uses the contract water, and then supplements with the well water.
2. Well capacity reduced. It appears that the well has lost some of its capacity and is not capable of pumping its original maximum flow rate. This could be due to the pump becoming less efficient as it ages, problems with the well casing or media immediately surrounding the casing where the perforations are located, a drop in the static elevation of the aquifer, or various other issues.

Due to the uncertainty of the well’s actual capacity, for the purpose of this report, we are assuming the historic use of 100 ac-ft /year.

WBWCD Contracts: South Weber City has purchased water from WBWCD incrementally since 1955. Currently, the City is contracted for a total of 950 ac-ft/year. The main connection (connection #1) to WBWCD is located at approximately 850 East 7400 South, just east of the west reservoirs. At a maximum capacity of about 3,000 gpm, this connection provides most of the water purchased from WBWCD. Connection #2 to WBWCD consists of a city-owned booster pump station which pumps water from a WBWCD connection on Church Street (in Layton), at approximately 700 gpm, to the Reservoir #4, which then feeds the upper pressure zones. The last connection to WBWCD is located north of I-84 at Cottonwood Dr. and serves only a few homes. This connection (#3) has been deemed negligible for the purposes of this report.

All of the City’s current contracts with WBWCD are “Take or Pay” contracts. These contracts specify that WBWCD commits to supplying the contract amount of water, and the City agrees to pay for the total contract amount annually, whether or not it is all used.

STORAGE RESERVOIRS

The South Weber City water system operates four (4) pressure zones. Zones are provided so that pressure can be more evenly distributed. In order for water storage tanks to service a zone, the tank must be located above that zone. While not all of South Weber’s tanks can service all zones, the tanks are generally arranged to provide storage for each zone. The Water System Map illustrates the locations of the City’s water storage reservoirs. Table 1.2, on the following page, lists the reservoirs’ capacities and which pressure zone each reservoir directly feeds.

Table 1.2 Existing Water Storage

Name	Location	Zone (Direct Feed)	Zone (Capable of Feeding)	Capacity (gal)
Reservoir #1	West Bench; SW City Boundary, above canal	2	1,2	100,000 (offline)
Reservoir #2	West Bench; SW City Boundary, above canal	2	1,2	1,000,000
Reservoir #3	East Bench, above Job Corps	3	1,2,3	500,000
Reservoir #4	Upper Bench (south)	3	1,2,3,4 ¹	1,000,000
			TOTAL	2,500,000²

Reservoir #1 is old and is known to be leaking. Therefore, the City has taken it offline to minimize losses. Reservoir #2 is also known to be leaking. Past repairs have been minimally successful. An evaluation and cost/benefit analysis for repairs to this tank was recently performed. The City has opted to proceed with repairs to this reservoir, while making provision for future replacement. Reservoir #3 is approximately 35 years old but is still in good condition. Recently completed in 2011, Reservoir #4 is functioning well with no foreseeable problems.

CURRENT WATER USE

Total water purchased/available for the calendar year ending December 2016 was 1,050 ac-ft (342,144,002 gallons). Of this 465.1 ac-ft (151,558,000 gallons) were used within the City by its residential, commercial and industrial users. Water use breaks down as follows:

Account Type	Number of Accounts	2016 Total Use (ac-ft)	2016 Total Use (gallons)
Residential	2,030	387.1	126,150,000
Commercial	13	8.0	2,616,000
Institutional	7	3.6	1,172,000
Industrial	5	62.0	20,190,000
City Use – unbilled	12	2.8	921,000
No Account Associated	1	1.6	509,000
TOTAL	2,068	465.1	151,558,000

As noted in the section above, the City has 1,050 ac-ft available for use each year. Of this amount 950 ac-ft is purchased on a “Take or Pay” basis from WBWCD. During the reporting period, the City also had an increase in development, both commercial and residential.

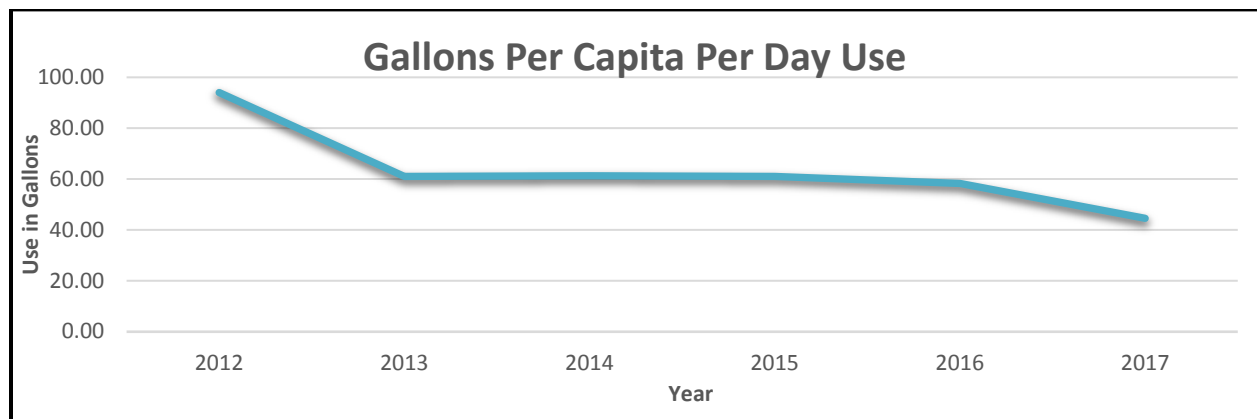
Daily Per Capita: The daily per capita water use is calculated by dividing the total amount of water delivered by 365 days and then dividing that amount by the total population.

The total amount of water delivered in the 2016 calendar year is 151,558,000 gallons,

the amount divided by the 2016 population estimate of 7,100 (based on population projections found in the February 2017, Culinary Water Impact Fee Facilities Plan), and then divided by 365 days, results in a per capita use of 58.5 gallons per day.

STATEWIDE CONSERVATION GOAL PROGRESS

The graph below shows the progress the City has made towards Governor Herbert's gpcd statewide conservation goal of a 25% reduction by 2025 (53 gpcd for residential indoor use). Data for this graph was obtained from the State Water Use List, census data, and available South Weber City utility records. The data from 2017 only shows a partial year (10 months), but is included for reference. The graph shows a 35% reduction between the years 2012 and 2013. One of the main reasons for this drop was the removal of the Weber Basin Job Corps from being accounted for with the rest of the City's use. Therefore, a reduction of 4.4% between the years 2013 to 2016 is the most accurate. The City is getting close to reaching the Governor's goal of 53 gpcd, as the use in 2016 was 58 gpcd.



**Data prior to 2012 was not available*

PROJECTED NEEDS

Water Source: The City is currently compliant with the State Division of Drinking Water (DDW) source requirements in providing enough sources to cover the current connections and all developments that have been recorded or received final approval from the City. However, additional development applications received by the City will exceed the available water source production. In order to serve these additional developments, more water source must be acquired. With 1,753 ac-ft needed for build-out, an additional 703 ac-ft of water will be needed to support full build-out of the City.

The viability of the City being able to drill a new well or develop another source is low due to lack of additional water rights and the possibility of interference with several WBWCD wells in the area. The existing Well No. 1 should be rehabilitated, but its total future capacity is unknown at this point.

Due to the high costs for purchasing water, the City has implemented an Impact Fee Pass-Through method of purchasing additional water from WBWCD. **This allows for the City to only acquire and pay for as much water is needed, when needed.** Based on this new contract with WBWCD, additional water is contracted at the building permit when the impact fee is paid and

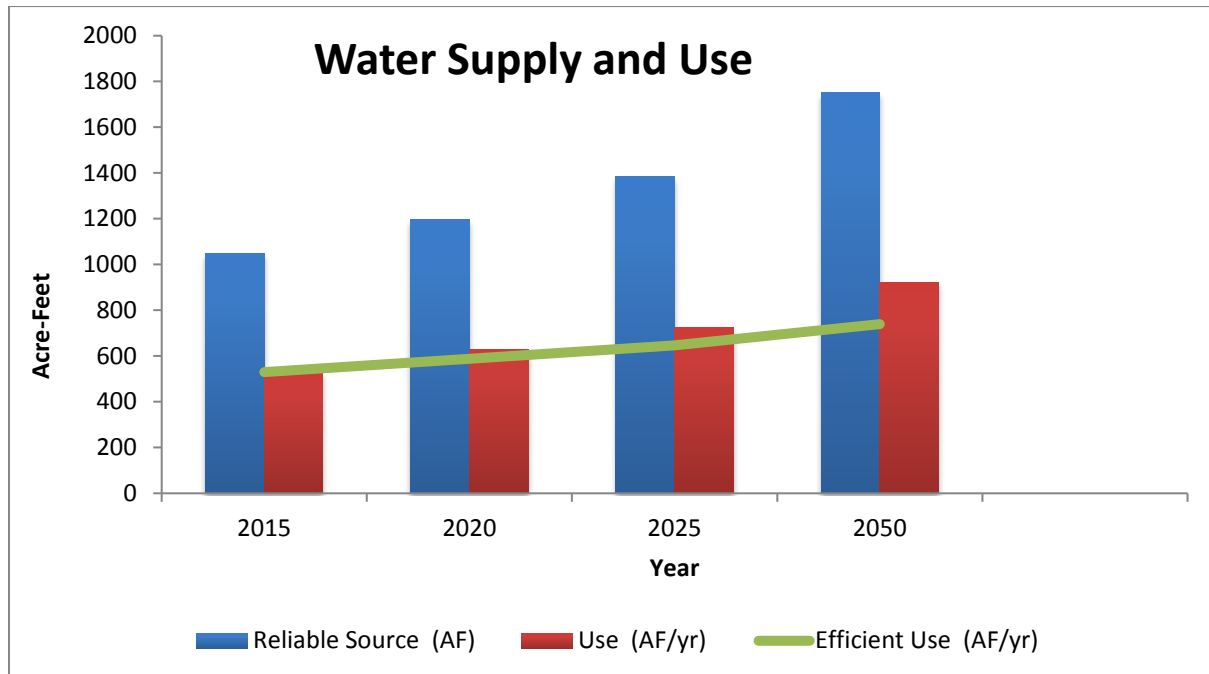
the new physical connection is approved. This eliminates any future need to guess when growth and development will occur in conjunction with the timing of purchasing additional water source.

Storage Reservoirs: Comparing the existing storage of 2.6 MG with the projected storage of 1.77 MG, it appears that the system has and will have adequate storage. Based on the State’s Administrative Rules for Drinking Water no additional storage is necessary to accommodate the expected growth of the City.

COMPARISON GRAPH

The Comparison Graph below illustrates the reliable supply through 2050 as shown with the implementation conservation efforts (efficient use) and without the implementation of conservation efforts (use). As mentioned previously, nearly all of the connections to South Weber’s water system have a separate secondary water system provider. Only 13 connections on the system use culinary water for outdoor use. Therefore, it is important to note that, for the most part, the City does not physically supply, maintain, or have the ability to control secondary water (outdoor use).

WBWCD is one of the secondary water suppliers in South Weber. They installed meters on all of their users back in 2013. Therefore, they have collected actual secondary water use data over the past four years. The average use per connection over this four year period was used, multiplied by the 13 connections. The goals towards “Efficient Use” would be to get these 13 connections onto a secondary water provider and reduce overall use by 1% per year. The graph below shows the “Reliable Source” as the contracted water plus the well water. The “Use” is actual and projected use if no conservation is realized. The reason the “Reliable Source” and the “Use” and “Efficient Use” are so far apart is due to the source requirements of the State DDW.



SECTION 2 - CURRENT CONSERVATION PRACTICES

CURRENT PUBLIC AWARENESS

Since the last update, the City has updated the structure of the monthly invoice to show a full year's usage graph (see attached example). This enables all users to monitor their use on a monthly basis and work to conserve accordingly.

The City has also moved to an online system that allows users to log-in and view their current and past water usage any time during the month. While the City still sends a physical invoice in the mail each month, the online system is a more convenient way for most users to proactively track and pay for water use.

Several times a year, the City places conservation reminders, ideas, and Weber Basin Water Conservancy District events, in the City's monthly newsletter (see attached example). In addition to this, the City also provides space in the monthly newsletter for updates and alerts provided by the Secondary Water Companies.

ORDINANCES/STANDARDS

Title 8 of the City Code addresses water use and service. It provides a framework for the system standards including pipe sizing, use of the system, maintenance of the system, the fees for use, pipe requirements, etc. It also establishes a process for how to handle times when water may be scarce, when a connection is found to be wasting water, and who is responsible for repairs when a leak is found on the property owner's side of the connection.

The City does not provide secondary water, but in an effort to require utility water conservation efforts, the City amended Section 8.04, Secondary Water, to include stronger verbiage. The City now requires ALL connections to obtain secondary water within sixty days (60) of receiving notice that service is available. This change was implemented based on the growth and changes being made to the secondary water service by providers and the resistance of residents to connect to the available secondary water system.

Section 8 of the City Code can be found online at:

https://southweber.municipalcodeonline.com/book?type=ordinances#name=8_Water,_Sewer,_Storm_Water_And_Drainage

PRICING STRUCTURE

The City's pricing structure (see Table 2.1) for water begins with allowing all users a base allotment of 6,000 gallons per month. For every 2,000 gallons over this amount, an additional fee is assessed. The base fee varies based on the type of connection and is used as a way to discourage those with secondary water from using culinary water for outdoor needs.

The types of connections are separated out based on type of use as well as availability and use of secondary water. Billing for each type of connections is defined as follows:

Residential Using Secondary Water for Outdoor Needs shall mean property owners who have access within ninety (90) feet of a pressurized irrigation system and who choose to use pressurized irrigation system to water the property.

Residential with Secondary Water Available shall mean property owners who have access to pressurized irrigation system, but who choose to use culinary water to water their property.

Residential without Secondary Water Available shall mean property owners who do not have access within ninety (90) feet to pressurized irrigation system and who choose to use culinary water to water their property.

Multi-Family Residential shall mean any structure with two (2) or more separate single-family dwellings within one structure.

Commercial shall mean any property whose primary use is commercial in nature and shall include both conforming as well as legal-non conforming uses. *For the purpose of this report, anything that is not considered residential shall be considered commercial. Accounts in the system are separated out and usage is tracked by type.

Table 2.1 Monthly Water Rates & Overages

Gallon Allotment	Residential Using Secondary Water for Outdoor Needs	Residential with Secondary Water Available	Residential without Secondary Water Available	Multi-Family Residential	Commercial
Base Rate					
6,000	\$38.43	\$38.43	\$38.43	\$29.20*	\$38.43
Overage Charges					
6,000 - 8,000	1.48	1.48	1.48	(see below**)	1.48
8,001 – 10,000	1.83	1.83	1.83		1.83
10,001+	2.65				
10,000 – 15,000		5.20	1.99		
15,001 – 31,000		5.75	2.14		
31,000+			6.31	2.60	
10,001 - 30,000					1.95
30,001 – 60,000					2.04
60,000+					2.60

*\$29.20 determined by applying 17% census discount (percentage difference between number of persons per household of single verses multi-family units) and 7% administrative savings discount to rates for single family dwellings.

** Overage Charges for Multi-Family Residential: \$1.48 for each 1,000 gallons over allotted 4,000 gallons (discounted 24\$ form single family’s 6,000 gallon base rate) per residential unit.

PHYSICAL SYSTEM PRACTICES

Meters: All of the connections to the water system are metered and read monthly using the automated Masterlink Radio System. The City has an annual replacement plan and typically replaces 200-250 meters each year (see attached map). This ensures meters continue to function properly and are providing accurate data.

Type	Percentage of System	Meter Size	Replacement Schedule
Residential	98%	1"	See attached map.
Commercial	0.01	*	See attached map.
Industrial	0.01	*	See attached map.
Institutional	0.01	*	See attached map.
Government	0.01	*	See attached map.

**Depends on use and can range from 1.5 "to 6" in size.*

SCADA System: Each storage reservoir is equipped with a SCADA system that provides continual monitoring of water storage. In the event there are issues with the pressure or levels of water, the City's designated employees are immediately alerted and able to quickly resolve the issue.

Independent Audit: The City contracts with American Leak Detection to annually audit the City's water system. Their specialized equipment allows them to detect leaks that the City may otherwise not know about – due to their size (i.e. very small in nature) or location. When a leak is discovered, the City is able to quickly repair it and improve the area as needed.

In addition to this, they conduct an annual independent audit of the amount of water billed verse the amount of water used. This ensures the water being used is being paid for and usage is accurately being tracked. This audit is independent of and in addition to the City's annual fiscal budget audit.

City Facility Outdoor Watering: The City makes an effort to be an example and uses outdoor water sparingly. Sprinkler systems for City parks and buildings are on timers and in use only during non-peak temperature hours. Areas are also monitored to ensure maximum use (i.e. ensuring water is not being wasted on hard surfaces).

SECTION 3 - PLANNED CONSERVATION PRACTICES

PLANNED SYSTEM MAINTENANCE

In addition to the practices mentioned in Section 2 above, the City has also identified projects needed for maintenance of the system. In Table 7.1 and 7.2 of the June 2016 Culinary Water Capital Facilities Plan, the City identified a list of projects, some of which address maintenance of the system. Also shown in this table are projects needed for future growth. The City is currently working on putting together a Capital Improvements Program that will take into account the needs of the water system along with available budget and identify the year in which these projects can be constructed. Related to that, the City is also currently analyzing current funding from the water utility fee. Potential changes to the rates may be implemented, as needed, in order to fund the construction of these projects.

CORRECTING SYSTEM DEFICIENCIES

Some of the projects identified in Table 7.1 and 7.2 of the June 2016 Culinary Water Capital Facilities Plan are addressing existing system deficiencies. These projects will increase fire flow requirements and overall system improvements in order to be compliant with the State DDW. The City plans to construct these projects and correct these deficiencies as funds allow. As mentioned previously, the City is currently working on a CIP and analyzing water rates in order to better identify when these deficiencies can be addressed. Table 3.1 below lists the deficiency projects identified and the anticipated budget year in which they might be constructed. However, as this is currently being evaluated, the years in which the projects occur is likely to change*.

Table 3.1 Deficiencies by Project

Project No.	Project Description	* Proposed Budget Year
2	Upsize to 8" pipe: 1375 East, south of Lester; 7600 South, west of 1375 East; 1800 East, south of 7775 South; 1750 East, south of 7775 South; Jensen Circle; 1250 East, between South Weber Dr. and Lester Dr.; replace lead joint pipe on Canyon Dr. between 1375 E and 1300 E	2017- 2018
3	Install new generator at Church Street pump station	2017- 2018
4	Construct new supply line from West Bench reservoir(s) to South Weber Dr. at 475 E. for secondary feed to zone 1, including PRV; connect 925 East to S. Weber Drive	2018- 2019
5	Relocate transmission line to East Bench Reservoir #3	2018- 2019
6	West End Reservoir Rehabilitation	2019- 2020
7	Connect Lincoln Lane and 2750 East; upsize to 8" 8075 South, 2575 East, and 2350 East (south of Deer Run Dr.); upsize US 89 crossing at 8075 S to 12"; abandon existing 4" PSV and replace with new 8" PRV and line on Peachwood Dr.	2019- 2020

Project No.	Project Description	* Proposed Budget Year
8	Automate Weber Basin well feed to Reservoirs #1 and #2 to match supply to system demand	2021- 2022
9	Rehabilitate Well #1; add new generator; modify controls	2022- 2023
10	Upsize Cottonwood Dr. to 8" line	2024- 2025
11	Upsize to 8": 7875 South; 7925 South; Peachwood Dr. between 7925 South and Peachwood Way; 8100 South between Peachwood Drive and 2300 East; 2300 East; 2175 East; 7875 South between 2100 and 2175 East; 2100 East between 7800 South and City Park	2025- 2026
12	Upsize remaining 4" and 6" lines to 8" (30,000 lf), as funds allow	Start in 2022- 2023
15	Upsize South Weber Drive (6650 South to end) to 10" line	2027- 2028

FUTURE PUBLIC OUTREACH

In addition to continuing the city's current conservation practices and efforts, the City would like to set a goal to designate a current employee as the Water Conservation Coordinator. This Coordinator would be responsible for overseeing conservation and public outreach efforts starting as early as January 2018. The Coordinator would also be responsible for creating and overseeing a Water Conservation Committee; which would be made up of a representative from some or all of the following entities:

- City Council
- Planning Commission
- Public Works Department
- City Administration Department
- Weber Basin Water Conservancy District
- Each of the four Secondary Water Providers
 - South Weber Water Improvement District
 - South Weber Irrigation Company
 - Davis and Weber Counties Canal Company,
 - Weber Basin Water Conservancy District (can serve in both a secondary water & culinary water capacity)

The purpose of the committee would be to help research, coordinate, create, and implement public information campaign(s), water conservation programs and incentives. The committee would meet on a regular basis as deemed necessary to accomplish its purpose. The Committee would establish annual goals and work to implement them throughout the year. All efforts and progress made shall be documented and provided in an annual report to the Mayor and City Council.

WATER CONSERVATION PLAN UPDATE

The water conservation plan should be reviewed and updated periodically. It is recommended that the plan be reviewed by the City Engineer, Public Works Director and the City Manager no less than every 2 years to determine if an update is necessary. Factors that should be considered in the annual review include development trends, progress toward conservation goals, water use trends, and the financial stability of the water utility fund. The Water Conservation Plan should be updated if significant changes to these factors are noted. An overall update of the water conservation plan is required at least every 5 years.

ATTACHMENTS

--- WATER SYSTEM MAP ---

ATTACHMENTS

--- UTILITY BILL EXAMPLE ---

ATTACHMENTS

--- NEWSLETTER EXAMPLE – JANUARY 2017 ---

ATTACHMENTS

--- NEWSLETTER EXAMPLE – MARCH 2017 ---

ATTACHMENTS

--- NEWSLETTER EXAMPLE – JULY 2017 ---

ATTACHMENTS

--- WATER METER REPLACEMENT SCHEDULE MAP ---

Memo

To: Mayor and Council
From: Mark McRae, Finance Director/Recorder
cc: Tom Smith, City Manager
Date: November 9, 2017
Re: Update to the City Building Access System

Request: Update the keycard system currently used to control access to 4 city buildings. Staff recommends accepting the quote from AlphaCorp to replace the hardware and software at a cost of \$ 6,107.75. The yearly software maintenance will be \$ 138.60.

Background: The current electronic keycard system was install several years ago. The software vendor has since gone out of business and we are unable to get support and updates to the program. The software is incompatible with current versions of Microsoft and is installed and runnable on only one older model computer in the city. Although it is still functioning, we are unable to add new users to the system, nor make changes to current staff permitted access. If a control panel should become inoperable, we would not be able to get it repaired or replaced, and we would be locked out from using that door.

Recommendation: We received quotes from three vendors to replace the hardware and software with up-to-date equipment and software. We recommend accepting the quote from AlphaCorp. Their quote includes using the existing locking mechanisms and card readers. The three quotes for hardware and software, less yearly maintenance, are:

<u>AlphaCorp</u>	\$ 6,107.75
Stanley Security	\$ 7,323.40
AvTec	\$ 18,435.22

The cost will be allocated to the Building and Maintenance accounts of City Hall (¼), Street Dept. (¼) and Fire Dept. (½).