

SOUTH WEBER CITY COUNCIL AGENDA

Watch live, or at your convenience.

<https://www.youtube.com/c/southwebercityut>

PUBLIC NOTICE is hereby given that the City Council of SOUTH WEBER CITY, Utah, will meet in a regular public meeting commencing at 6:00 p.m. on Tuesday, October 12, 2021 in the Council Chambers at 1600 E. South Weber Dr. You may also email publiccomment@southwebercity.com for inclusion with the minutes.

OPEN (Agenda items may be moved in order or sequence to meet the needs of the Council.)

1. Pledge of Allegiance: Councilman Soderquist
2. Prayer: Councilwoman Petty
3. Public Comment: Please respectfully follow these guidelines.
 - a. Individuals may speak once for 3 minutes or less: Do not remark from the audience.
 - b. State your name & address and direct comments to the entire Council (Council will not respond).

ACTION ITEMS

4. Approval of Consent Agenda
 - a. September 14 Minutes
 - b. September Check Register
 - c. August Budget to Actual
- 5. Public Hearing: Proposition #14 Recreation, Arts, and Parks (RAP) Tax**

DISCUSSION ITEMS

6. Fire Auxiliary Building Layout

REPORTS

7. New Business
8. Council & Staff
9. Adjourn

In compliance with the Americans with Disabilities Act, individuals needing special accommodations during this meeting should notify the City Recorder, 1600 East South Weber Drive, South Weber, Utah 84405 (801-479-3177) at least two days prior to the meeting.

THE UNDERSIGNED DULY APPOINTED CITY RECORDER FOR THE MUNICIPALITY OF SOUTH WEBER CITY HEREBY CERTIFIES THAT A COPY OF THE FOREGOING NOTICE WAS MAILED, EMAILED, OR POSTED TO: 1. CITY OFFICE BUILDING 2. FAMILY ACTIVITY CENTER 3. CITY WEBSITE <http://southwebercity.com/> 4. UTAH PUBLIC NOTICE WEBSITE <https://www.utah.gov/pmn/index.html> 5. THE GOVERNING BODY MEMBERS 6. OTHERS ON THE AGENDA

DATE: 10-05-2021

CITY RECORDER: Lisa Smith

SOUTH WEBER CITY CITY COUNCIL MEETING

DATE OF MEETING: 14 September 2021

TIME COMMENCED: 6:01 p.m.

LOCATION: South Weber City Office at 1600 East South Weber Drive, South Weber, UT

PRESENT: MAYOR:

Jo Sjoblom

COUNCIL MEMBERS:

Hayley Alberts
Blair Halverson
Angie Petty
Quin Soderquist
Wayne Winsor

COMMUNITY DIRECTOR:

Trevor Cahoon

CITY RECORDER:

Lisa Smith

CITY MANAGER:

David Larson (via Zoom)

CITY ATTORNEY:

Jayme Blakesley

Transcriber: Minutes transcribed by Michelle Clark

ATTENDEES: Lynn Poll, Joel Dills, Corinne Johnson, Liz Rice, T.G. George, Paul Sturm, McKenna Winsor, Gary Sanzone, Tina Sanzone, Farrell Poll, James Durrant, Ryker Alvey, Maggie Hyer, Alexia Alberts, Reese Koford, Halle Shupe, Allison Durrant, Britton Ferrin, Nathan Olsen, Suzanna Johnson, Diana Hyer, Kent Hyer, Michelle Parks, Beth Dills, Angie Koford, Ashley Koford, Jeff Koford, Fran Olson, Burke Johnson, Jule Fausto, Julie Kemp, and Brian Kemp.

Mayor Sjoblom called the meeting to order and welcomed those in attendance.

1. Pledge of Allegiance: Councilman Halverson

2. Prayer: Mayor Sjoblom

3. Public Comment: Please respectfully follow these guidelines.

- Individuals may speak once for 3 minutes or less: Do not remark from the audience.
- State your name & address and direct comments to the entire Council (Council will not respond)

James Durrant, 7478 S. 1980 E., thanked Mayor Sjoblom for her service for not only South Weber City but South Weber Elementary as well. He explained that the weeds at the bus stop on the property across from Cambridge Crossing Apartments is creating a safety hazard as students

waiting cross the street to get on the bus. He also addressed the dust problems he is experiencing in his yard.

Joel Dills, 7749 S. 2100 E., requested Davis County Sheriff's Department patrol in the early hours of the day citing a motorcycle accident at the bottom of 2100 East. He researched other cities dust concerns and recommended City Manager David Larson consult Perry City concerning how they work with gravel pit companies in their city. He charged dust reclamation should be immediate as soon as a section is completed.

Michelle Parks, 7316 S. 2350 E., discussed silica dust and the serious, irreversible damage it can create. Her home has dust inside and out. She met with individuals from Staker Parson Companies a year ago and nothing has been done. She was concerned about empty promises and what this is doing to South Weber City.

Farrell Poll, 2316 E. 7600 S., pronounced there is a pollution problem in the city which affects health and home. It is destroying carpets, drapes, electronics, and patios. He recommended the gravel pits shut down if the wind is blowing. He foresees a lawsuit. He advised finding ways to convert the pits into a lake.

Jule Fausto, 2068 View Drive, shared she worked as an emission inspector. She proposed the city install their own monitors, and conduct their own documentation with the wind, etc. She asked the city to revisit the development agreement with Staker Parson Companies. She echoed the dust has created health issues for her as well.

PRESENTATIONS

4. Youth Council Introduced and Sworn In

Councilwoman Petty expressed her appreciation for the new South Weber Youth City Council for the 2021-22 term. The following will be members of the upcoming South Weber City Youth Council: Ryker Alvey, Maggie Hyer, Alexia Alberts, Reese Koford, Halle Shupe, Allison Durrant, Britton Ferrin, Nathan Olsen, and Suzanna Johnson.

City Recorder Lisa Smith administered the oath of office to the Youth Council.

ACTION ITEMS

5. Approval of Consent Agenda

- **August 17, 2021 Minutes**
- **August 27, 2021 Minutes**
- **August Check Register**

Councilman Halverson moved to approve the consent agenda. Councilman Winsor seconded the motion. Mayor Sjoblom called for the vote. Council Members Alberts, Halverson, Petty, Soderquist, and Winsor voted aye. The motion carried.

6. Ordinance 2021-12: Internal Accessory Dwelling Units

Community Services Director Trevor Cahoon stated in 2021 general session, the Utah Legislature passed HB82 requiring that cities allow internal accessory dwelling units in no less than 75% of residential zones. By October 1, 2021 the city is required to have an ordinance in place that complies with the provisions of HB82 or IADU's will be expressly allowed within the

city. A municipality may not establish restrictions on the construction or use of an IADU, including IADU size in ratio to the primary dwelling, total lot size, or street frontage.

The municipality can however:

- Require bedroom window egress
- Prohibit installation of a separate utility meter
- Require that the IADU design not change the appearance of the primary dwelling (code committee chose not to include this in the ordinance)
- Require one additional on-site parking space and replace any garage or carport parking spaces if the IADU is created in the garage or carport
- Prohibit an IADU in a mobile home
- Require an IADU permit or license
- Prohibit an IADU if the primary dwelling is served by a failing septic tank
- Prohibit an IADU if the lot is 6,000 square feet or less
- Prohibit the renting of the IADU for less than 30 consecutive days
- Prohibit renting an IADU that is not in an owner-occupied primary dwelling.

The Planning Commission voted to recommend approval of the IADU Ordinance in a unanimous decision with the recommendation to add the definitions for IADU and EADU into Title 10 and that Title 10 Chapter 8 Off Street Parking be reviewed for consistency with the new IADU ordinance.

The following definitions will be included in the ordinance to amend Title 10 Chapter 1 Section 10: Definitions.

ACCESSORY DWELLING UNIT, EXTERIOR: an accessory dwelling unit created separate from a primary dwelling and for the purpose of offering a long-term rental of thirty (30) consecutive days or longer.

ACCESSORY DWELLING UNIT, INTERIOR: an accessory dwelling unit created within a primary dwelling; within the footprint of a primary dwelling at the time the internal accessory dwelling unit is created; and for the purpose of offering a long-term rental of thirty (30) consecutive days or longer.

Trevor expressed that state statute allows the city to require only one additional space for an IADU. Currently, the city does not provide an approved surfacing guideline in the city code. Staff suggested the addition of the following text to the subsection to include the following text for clarification.

(Alternative) C. One off-street parking space per IADU shall be **provided**, in addition to any off-street parking provided for the primary dwelling **in compliance with Chapter 8 of this title**.

Trevor asked the Council for their opinion on the wording **required** or **provided**. Councilman Winsor favored “required”. Councilman Soderquist agreed “required” is more “black and white”. The Council unanimously chose “required”.

City Attorney Jayme Blakesley reviewed the need to treat all property owners the same. He also requested direction concerning what the surface of the parking should be. He questioned if there

should be a separate ingress/egress for an IADU and how to define it. Trevor explained the fire inspection would be addressed administratively. Councilman Winsor indicated not every property is conducive to an IADU.

Trevor presented several parking layouts to the Council and explained they may choose to adopt the original language as recommended by the Planning Commission or update the following language of 10-19-7D to only require the additional parking spaces if there are not enough as required by 10-8-5.

(PC Original Recommendation) D. In the event a garage or carport is converted to an IADU, off-street parking shall be replaced on a space-per-space basis.

-OR-

(Alternative) D. In the event a garage or carport is converted to an IADU, and such conversion reduces the number of available off-street parking spaces below the minimum amount required by 10-8-5, then the eliminated spaces shall be replaced on a space-per-space basis up to the minimum amount required.

The Council agreed on Alternative D.

Draft Ordinance Summary

The draft ordinance follows state law in what cities must do and cannot do. While the city has some discretion on several items within the code, what can be prohibited or restricted is reflected within the draft ordinance with few exceptions. The prerogative of the Planning Commission was to make recommendations to the City Council within state law on what restrictions or prohibitions to enact.

Some notable areas within the draft ordinance are:

- There is no prohibition on the changing of external appearance
 - As the Code Committee discussed this option, they determined that because setbacks, height limits, and other guidelines are in place regarding building placement, an addition to a home for an IADU does not create any greater impact than an addition for any other purpose.
- Each unit's entrance shall be distinct from the other and shall be on separate planes of the primary dwelling unit.
- The property owner must occupy the dwelling in order to utilize the IADU
- A minimum 15-foot common wall or floor space is required between the IADU and the main unit
 - This will prevent property owners from having a breezeway or some other similar structure connecting two separate units, under the guise of having a single dwelling unit on the property.
- IADUs are allowed in all residential zones, excluding the Residential Multi-Family (R-7) and Residential Patio (R-P).

Trevor explained in order to determine the zones where IADUs would be allowed, the Code Committee had Jones & Associates (the city's engineering firm) analyze and break down the zoning data in the city. The data they presented is as follows:

	# of Parcels	Acreage	Area %	# Parcels < 6000 Sq. Ft
Residential Very Low Density (A)	232	916.02	49%	1
Residential Low Density (R-L)	416	247.54	13%	2
Residential Low Moderate (R-LM)	118	60.68	3%	1
Residential Moderate Density (R-M)	1598	593.81	32%	17
Residential Patio (R-P)	96	18.44	1%	10
Residential Multi-Family (R-7)	202	17.49	1%	198
Total	2662	1853.99	100%	229

Trevor recommended a clear criterion should be set to exclude zones or areas within the city to disallow IADUs. Upon review of city zoning code, and the specific prohibitions that are allowed under the state statute, it is recommended that the R-7 and R-P zones are the most defensible zones to prohibit IADUs in order to create a standard criterion.

Councilman Halverson thanked those involved in the process of developing this ordinance.

Councilman Winsor moved to approve Ordinance 2021-12: Internal Accessory Dwelling Units subject to the following:

1. Amend Paragraph 10-19-7-C to include *“in compliance with Chapter 8 of this title.”*
2. Amend Paragraph 10-19-7-D to read as follows: *“In the event a garage or carport is converted to an IADU, and such conversion reduces the number of available off-street parking spaces below the minimum amount required by 10-8-5, then the eliminated spaces shall be replaced on a space-per-space basis up to the minimum amount required.”*
3. Amend internal and external to interior and exterior.
4. Amend Paragraph 10-19-7-C to change the language from “provided” to “required”

Councilwoman Alberts seconded the motion. Mayor Sjoblom called for the vote. Council Members Alberts, Halverson, Petty, Soderquist, and Winsor voted aye. The motion carried.

DISCUSSION ITEMS:

7. Code Enforcement Policy and Priorities

Community Services Director Trevor Cahoon expressed with the recent move of Code Enforcement to the newly created Community Services Department, further direction on the policies and procedures is necessary to meet expectations of the Council and community. He suggested amending the code to make the enforcement process easier.

Trevor explained staff is aware that there needs to be a better solution for documentation and reporting. Citizens, staff, and City Council have employed varied methods of reporting. This inconsistency can create issues for follow up and priority-based enforcement. We currently utilize the iWorQ system for reporting and anticipate that this system will continue to be the main source for documentation and reporting. The best practice for reactionary enforcement would be for everyone to utilize this system of reporting. There are some issues with the utilization of the program which will be handled administratively.

Trevor reported city staff is sensitive to the various demands of local stakeholders upon the Mayor and City Council. Much of the current enforcement measures are driven by reactionary enforcement; a problem or issue is noticed and then reported to Code Enforcement. These requests are followed up on and in most cases, education is given, and further monitoring will occur. We have seen this with examples such as short-term rentals, the pits, park-and-ride, recreational sports facilities, etc. These requests have built over time to create a workload that may not be adequately serving the needs of the community. Reactionary enforcement is something that will continue to be a function of the division; however, priority-based, or proactive enforcement is an area that could help the division be more effective at making a more palpable impact within the community. Proactive enforcement is something that is being done from time to time, but changing demands placed upon code enforcement moves the mark of what items are most meaningful to the Council and citizens. By making a priority list of items that are the biggest concern, the City Council will create a greater impact.

Councilman Winsor voiced his concern with consistency and wondered if the city has the resources to enforce code. He suggested the city take care of their own violations (such as weeds) before requiring others to do the same. He asked if citations are civil or criminal.

Councilwoman Alberts expressed individuals are reluctant to report on their neighbors. She would like to see the city be more proactive, especially concerning the weeds and junk. Trevor explained the current enforcement situation with the code enforcer working part-time evenings and weekends.

Trevor delineated the two methods of enforcement the city can employ. The first is a criminal process. In this process the property is noticed, and the owner has 14 days to bring the property into compliance. After this time elapses, the city may choose to process the incident through criminal proceedings. After this time the individual has an additional "cure" period to bring the property into compliance. Finally, the city can issue a final notice. The case then proceeds through the court system. Some limitations occurring are the willingness of the prosecutor choosing to proceed with the prosecution or the judge stalling the item through the process. In most instances the citation is ultimately not being prosecuted. There are limitations on the way we can criminally enforce this through state statute which are reflected in our code.

The second method of enforcement involves abatement. The city can choose after the 14 days to abate the property. In this case we have a second "cure" period to give the property notice of the charge to abate the property. After this time, the city can choose to abate, assess the fine and/or put a lien on the property for the costs. Abatement costs money which is not currently budgeted and so the City Council would need to direct this as a priority method of enforcement.

There are modifications the city can make to enforcement methods that would make the entire process a civil offense if that were the route the City Council wishes to explore.

Councilman Soderquist expressed the city does not have enough proactive enforcement. Jayme divulged criminal violations require a police officer to issue the citation. There are also nuisance violations which are through code enforcement and involve abatement.

City Manager David Larson added he only knows of three entities that give citations and that is law enforcement, animal control, and code enforcement. Councilman Winsor acknowledged

citations need to be addressed in a timely manner. Councilman Halverson replied most of the abatement can be done by city staff. Councilman Soderquist directed Trevor to go back to staff and report that the City Council wants more proactive enforcement, as well as review city code and budget options.

8. Dust Mitigation

Mayor Sjoblom reported she attended a meeting with Councilman Soderquist and the gravel pit companies the previous day. Councilman Soderquist presented what is currently taking place within the city concerning the gravel pits. He appreciated constructive ideas and comments that have been made.

Executive Summary:

- Fugitive dust issues have gotten measurably worse over the past couple of months.
- It appears that fugitive dust particles from both pits Geneva and Staker-Parson are being blown across the city.
- The worst dust amounts are not simply a factor of windier days and weeks. There must be some combination with operations going on in the pits.
- There are occasional “bad” days rather than a consistent amount being blown past the pits
- Dust collection data had some unusual and unexpected results that need a deeper review and evaluation
- Different processes need to be tried or applied in order to reduce and better control the fugitive dust being blow through the city

Current Conditions (*just some of them*)

- Dust is everywhere
- Inside homes, pushed through closed window and doors
- Filling rain gutters, covering lawns, raising sod levels (or killing grass)
- Getting into cars, machinery, and equipment
- Many residents cannot leave windows open at night for a cool breeze because dust will be all over counters and floors
- Pets get covered with dust and some scratch their skin raw
- Some door locks get dust inside them which affects their ability to work
- Some of the closest residents get cars and other surfaces sand blasted
- It is thought to be aggravating some health issues

Trevor presented pictures from around the city:

- Cedar Cove Park – Sod is 6-8 inches due to blowing sand over past years
- Residents directly west of gravel pits – sod raised and damaged from blowing sand
- Fugitive dust on vehicles, gutters, patios, inside homes, etc.

Gravel Pit Dust Mitigation Efforts (*some listed here*)

- Protect and treat windward slopes with clay slurry which crusts over
- Roads are treated with magnesium chloride three times per year
 - They have agreed to add an extra application this year
- Some plant functions usually delayed to 9 or 10 am after high wind normally ends
 - Material is still being moved or hauled before this time
 - Higher dust creating operations are delayed

- Water is a major tool in managing dust in active work areas (approx. 100,000 gal/day)
 - A sprinkling system comes on about an hour prior to typical start of high wind
 - Water trucks regularly spraying surfaces
 - Opacity limits are tracked throughout the day and more water applied in problem areas immediately
- Twice monthly the downwind air is measured for 24 hours
 - These days are randomly selected, and readings must meet state regulations
- Staker-Parson built a 12-foot barrier wall along the west end of their property to reduce issues in that area
- Street sweeping occurs typically between April and September (busier and dryer times)

Current Constraints and Aggravating Factors:

- 70% cut back in secondary water use
- Well and pond water is a small portion available to them
- There is more construction work this year than last year
- Secondary water being cut off next week

South Weber City Fugitive Dust Efforts

- No documented and measured data has been taken by the city since 2004
- 19 dust collection boxes have been placed throughout the east half of the city to comparatively measure where higher amounts of dust are going
 - Boxes are placed in open, direct flow of air/wind locations (not behind structures or trees) Initial evaluations started in June. All placed by end of July. 6+ weeks of good data.
- Samples have been weighed and reviewed under a microscope for comparative evaluations
- Key findings are listed in the initial executive summary
 - Fugitive dust issues have gotten measurably worse over the past couple of months
 - It appears that fugitive dust particles from both pits (Geneva and Stake-Parson) are being blown across the city
 - The worst dust amounts are not simply a factor of windier days and weeks. There must be some combination with operations going on in the pits.
 - There are occasional “bad” days rather than a consistent amount being blown past the pits
 - Dust collection data has some unusual and unexpected results that need a deeper review and evaluation

Councilman Soderquist presented map of South Weber City and the ranking of the dust box results from highest (1) to lowest (19) average dust. He reported no dust collection boxes are currently placed west of the city offices. Some dust samples have been taken and compared under the microscope to the South Weber gravel pits dust sample. The appearance and size are different and much smaller and finer for western samples.

South Weber City Fugitive Dust Efforts (continued)

- City representatives meet regularly with representatives from the gravel pits to discuss dust mitigation issues and efforts
- The City’s dust collection information has been shared with the gravel pits

- The pits are reviewing what was going on in their operations on the weeks where there were higher dust amounts, especially for weeks that were less windy
- We will continue to monitor the dust collection boxes and compare results with the gravel pits to see if changes and/or efforts they make have an impact

Councilman Soderquist acknowledged things could get worse before they get better, especially when secondary water is shut off a month early and construction work continues. He pointed out gravel pit representatives understand that the State's regulation limits are considered too high by our residents. The gravel pit representatives have expressed a desire to continue to work with the city to understand and reduce fugitive dust issues. He suggested the city look at the possibility of creating a fund to fix/replace damage to resident's properties. If pursued, there must be a fair selection process for requested funds.

Councilwoman Petty thanked Councilman Soderquist and asked how long he anticipates monitoring the collection boxes. He replied he will continue until the end of October with the collection of data. He is also looking at moving boxes to other locations. He collects data from each box every Saturday for a couple of hours. Councilwoman Alberts thanked Councilman Soderquist for this data and all his efforts. Councilman Halverson discussed more construction going on and more open surface area. Councilman Soderquist will follow up with that.

Councilman Winsor does not agree with the gravel pits stating they are meeting the state requirements. He acknowledged the public comments and the right for individuals to be frustrated. He believed the gravel pits' dust mitigation plans are invalid. He questioned when the last time was the city receive a copy of the report they submit to the state. It is time for the gravel pits to comply and more needs to be done. The gravel pits need to be held accountable, and the fugitive dust plan needs to be updated.

Councilman Soderquist reported the gravel pits received this data yesterday and their response was positive. Councilwoman Alberts suggested the gravel pits take over the collection of data throughout the city instead of Councilman Soderquist. Mayor Sjoblom thanked Councilman Soderquist for all his time and effort.

Trevor presented a general history of the gravel pits. He stated they have been part of the local landscape as far back as the 1930s. This was prior to the incorporation of the town of South Weber in 1938. Further expansion of the pits began in the 1960s. In 1991 Parson Sand and Gravel (now Staker Parson) tunneled under South Weber Drive (old route) to excavate the north side. In 2000 -2002 South Weber Drive was rerouted. In 2003 a Fugitive Dust Monitoring Agreement was entered into with Staker Parson and Geneva Companies. Also, 2003 South Weber City entered into a Development Agreement with Staker Parson. The city began discussion on creating a Development Agreement with Geneva in 2009 and Geneva discontinued pursuit of the agreement. The Development Agreement for Staker Parson expires in 2025 and the Fugitive Dust Monitoring Agreement expires in 2028.

Trevor conveyed the need for regular committee meetings with the gravel pit. The committee includes Councilman Soderquist, Mayor Sjoblom, City Manager Davis Larson, Trevor Cahoon, and a representative from each pit. Meetings are held quarterly to discuss ongoing mitigation procedures and citizen concerns.

Councilman Soderquist suggested requiring both gravel pit companies to submit a daily opacity exceedance report.

Trevor reviewed education with state agencies. In discussion with Utah Department of Environmental Quality (DEQ) there is consistent monitoring and reporting. The city requested and they have committed to more frequent testing. David reported the opacity test is a certification and a visual test. The DEQ's penalties are limited as well and there is not a point where they will shut down operations. Councilman Winsor read from state code R307-309-5 concerning the requirements for fugitive dust and explained fugitive dust shall not exceed 10% off the property boundary and 20% on site. Opacity shall not apply when the wind speed exceeds 25 miles per hour if the owner or operator has implemented, and continues to implement, the accepted fugitive dust control plan in R307-309-6.

Trevor reported in speaking with the DEQ, there had been no official complaints for South Weber City this year as of 09/05/2021. There were several complaints documented in the iWorQ software for citizen feedback. He acknowledged documented complaints and responses are on file for several years. These complaints have been addressed with both companies and mitigation or remediation efforts then are addressed. The regulatory agency with the authority and ability to make the most difference is the DEQ.

David reported the city wants daily monitoring and that is not how the DEQ operates, which causes a major disconnection. Trevor declared the city needs to have continued efforts with relationship maintenance, monitoring, and data collection (both quantitative and qualitative), and rely on DEQ testing and oversight.

Farrell Poll, 2316 E. 7600 S., thanked Councilman Soderquist for all his work as well as everyone. He questioned both pits bringing in material from other locations and processing it onsite. In his opinion, this means they will never go away. He suggested looking at a different way to get them under control. He asked what the end of the gravel pits will look like. He would like to know if there is a possibility of getting state or federal funding for reclamation and the possibility of a future lake.

Questions arose regarding the financial situation with the pits and David relayed the city receives approximately \$100,000 per year from the batch plant sales tax from Staker Parson Companies. They also donate fireworks for Country Fair Days.

Councilwoman Alberts suggested contacting the state legislature for help as well as contacting other cities to collaborate together. She was greatly concerned about how this is affecting the quality of life for South Weber citizens. City Attorney Jayme Blakesley expressed state laws offer more protection to the gravel pits than cities. He discussed the forums the city can force and control. He suggested seeking state or federal intervention and grant funding. He encouraged the city to adhere to the Fugitive Dust Agreement. He discussed looking at the possibilities of submitting formal complaints to the DEQ and asking them for historical data. He also recommended looking into federal breaching and pursue a formal complaint with the Environmental Protection Agency (EPA). He agreed the city needs to look at land use options, especially long term. There are licensing requirements and litigation processes which he would not recommend. He suggested the city ask for a goodwill request. If the city cannot fix the problem with entities who are causing it, then maybe the city can look at what the city can do.

Councilwoman Petty suggested the city look into purchasing equipment to help report data. Councilman Winsor offered his property for a data collection site. The Council agreed to start to pursue Jayme Blakesley's list of options.

REPORTS:

9. New Business

Parking for Highmark Charter School: Councilwoman Alberts received complaints concerning the need for red striping.

Door to Door Salespersons: Councilwoman Alberts suggested educating citizens on door-to-door salespersons and the fact that they should have an identification badge from the city.

Complaint Form for Gravel Pits: Councilwoman Alberts requested the complaint form for the gravel pits be included on the city website.

Weed control for Cambridge Crossing Apartments: Mayor Sjoblom requested staff contact Cambridge Crossing regarding weed violations.

10. Council & Staff

Councilman Halverson: reported the Public Safety Committee met and discussed the location of the auxiliary building for the fire department. A meeting will be held with UDOT to discuss South Weber Drive speed limit, crosswalks, red striping, possibilities for I-89 off ramp backup, etc. A meeting will also take place with Davis County Sheriff's Department concerning options. Paramedic licensing should be completed within a month.

Councilwoman Alberts: added the Public Safety Committee asked staff to review all options available to the fire department regarding the storage shed and rear access. Mayor Sjoblom, Councilwoman Alberts, and Councilman Halverson will be meeting with UDOT to discuss public safety items on South Weber Drive, including how to remove the "no right on red" from the intersection of 2700 E & South Weber Drive. The city's contract with Davis County Sheriff's Department is up next summer and the city will begin the process of reviewing bids and all options. She explained the Public Relations Committee met and discussed the days the city will observe holidays as far as public acknowledgement and what they want the city's role and involvement to be regarding social causes.

Councilwoman Petty: related the Youth Council met to designate a new mayor and positions. A Canyon Meadows West Park update meeting will be held next week. The parking lot has asphalt, and the basketball court has cement.

Councilman Winsor: expressed there was a West Nile Virus death in Weber County and one individual hospitalized in Davis County. Davis County tested more pools and had more positive hits because of that. The biters are in great abundance because of the drought. The Municipal Utilities Committee will meet regarding fiber options. They are going to investigate the billing of culinary water metering and see if there is a more accurate way to meter usage. City Code Committee is working on parking and will be reviewing codes on dust, roads, licensing, code enforcement, and business licensing.

ADJOURN: Councilwoman Petty moved to adjourn the Council Meeting at 9:45 p.m. Councilwoman Alberts seconded the motion. Mayor Sjoblom called for the vote. Council Members Alberts, Halverson, Petty, Soderquist, and Winsor voted aye. The motion carried.

APPROVED: _____ Date 10-12-2021
Mayor: Jo Sjoblom

Transcriber: Michelle Clark

Attest: _____
City Recorder: Lisa Smith

DRAFT

CC 2021-09-14 CI #1 Marvel

From: linda marvel <[REDACTED]@gmail.com>
Sent: Wednesday, August 25, 2021 6:38 PM To:
Lisa Smith <lsmith@southwebercity.com>

Subject: NO!!!!.....1% tax for frivolous self interest projects!!!!

From Linda Marvel
8087 south2700 east
801 888-9600

Sent from my iPad

CC 2021-09-14 CI #2 DeVino

From: Kathy DeVino <[REDACTED]@icloud.com>
Sent: Wednesday, September 1, 2021 4:57 PM To:
Lisa Smith <lsmith@southwebercity.com> Subject:
Taxes

Kathydevino
2480 E 8300 S
No more taxes .. enough last year!!

Sent from my iPhone

From: [Brandon Storey](#)
To: [Public Comment](#)
Subject: Dust mitigation
Date: Tuesday, September 14, 2021 3:17:07 PM

Hello thank you for reading my comment. My name is Brandon Storey 7357 S. 1750 E. I am unable to attend the meeting tonight but feel strongly that something needs to be done with the dirt problem in south weber. I don't really like the term dust because what covers my property is more of a sand pile. I have lived here since 2015. We have noticed the dirt each day since we moved here but it is definitely worse the last 2-3 years. This year is particularly bad but the last 2-3 has been the same. Every day I change my dogs water because it's full of dirt. We vacuum twice a week and blow off the front porch each day. My lawn between water days fluffs dirt when I walk on it and when I mow I have a farmers tan on my legs from the dirt. It is inside my home my cars my trailer shed etc. I have a wife and son with asthma and it cannot be good for their health. I am not wanting to create bad business for the pits as I have used their products over the years but something has to change. Lots of people chalk it up to the poor water year but I assume if I can water my lawn they can use water for dust control. Please represent the citizens of this city and let's do something about this. There are other cities in northern Utah that have reputations for crime or some other issue and when I tell people where I live they say "I hear the dirt that blows there is bad". It's crazy people that don't live in our city know about what's going on. Thank you for your time.

From: [Michelle Parks](#)
To: [Public Comment](#)
Subject: Dust
Date: Tuesday, September 14, 2021 3:18:58 PM

My name is Michelle Parks and I would like time to speak tonight concerning the dust issues.

From: [jfausto](#)
To: [Public Comment](#)
Subject: Dust Mitigation Reporting
Date: Tuesday, September 14, 2021 4:25:46 PM

I would highly recommend that South Weber City install their own independent air monitoring network to adequately monitor wind blown air particulates down wind of the facility. This air monitoring network should also monitor particulate concentrations to protect human health and the environment.

Sent from [Mail](#) for Windows

Report Criteria:
Report type: GL detail

Chk. Date	Check #	Payee	Inv. Date	Description	GL Account	G/L Amt	Merchant Name
09/24/21	43328	ADVANCED PAVING CONSTRUCTION	09/09/21	2021 Street Maintenance - Section C	5676730	14,721.20	ADVANCED PAVING CONSTRUCTION
Total 43328:						14,721.20	
09/24/21	43329	AT&T MOBILITY	09/10/21	Telecom Service - August 2021	1057280	139.80	AT&T MOBILITY
09/24/21	43329	AT&T MOBILITY	09/10/21	Telecom Service - August 2021	5140280	58.84	AT&T MOBILITY
09/24/21	43329	AT&T MOBILITY	09/10/21	Telecom Service - August 2021	1058280	13.24	AT&T MOBILITY
09/24/21	43329	AT&T MOBILITY	09/10/21	Telecom Service - August 2021	1060280	36.48	AT&T MOBILITY
09/24/21	43329	AT&T MOBILITY	09/10/21	Telecom Service - August 2021	1070280	36.48	AT&T MOBILITY
09/24/21	43329	AT&T MOBILITY	09/10/21	Telecom Service - August 2021	5240280	13.24	AT&T MOBILITY
09/24/21	43329	AT&T MOBILITY	09/10/21	Telecom Service - August 2021	5340280	13.24	AT&T MOBILITY
Total 43329:						311.32	
09/16/21	43288	Bastian Brothers Stone	09/15/21	Refund of Completion Bond SWC200914142	1021340	500.00	Bastian Brothers Stone
Total 43288:						500.00	
09/30/21	43344	BELL JANITORIAL SUPPLY	09/02/21	Garbage can liners	1070261	158.95	BELL JANITORIAL SUPPLY
Total 43344:						158.95	
09/16/21	43289	Birt, Parks	09/13/21	Referee	2071483	12.75	Birt, Parks
09/16/21	43289	Birt, Parks	09/13/21	Referee	2071482	25.50	Birt, Parks
Total 43289:						38.25	
09/30/21	43345	Birt, Parks	09/20/21	Referee	2071482	25.50	Birt, Parks
09/30/21	43345	Birt, Parks	09/20/21	Referee	2071483	51.00	Birt, Parks
Total 43345:						76.50	
09/16/21	43290	Blomquist Hale c/o Myrna	09/11/21	EAP Coverage - September 2021	1043135	201.65	BLOMQUIST HALE CONSULTING INC.
Total 43290:						201.65	
09/30/21	43346	BLUE STAKES OF UTAH	08/31/21	Blue Stakes - August 2021	5140250	152.10	BLUE STAKES OF UTAH

M = Manual Check, V = Void Check

Chk. Date	Check #	Payee	Inv. Date	Description	GL Account	G/L Amt	Merchant Name
Total 43346:						152.10	
09/30/21	43347	CENTRAL WEBER SEWER IMPR DIST.	09/15/21	Pretreatment Fee	5240491	4,087.00	CENTRAL WEBER SEWER IMPR DIST.
Total 43347:						4,087.00	
09/30/21	43348	CENTURYLINK	09/10/21	SCADA Data line - September 2021	5140280	66.60	CENTURYLINK
Total 43348:						66.60	
09/09/21	43253	Christensen, Anders - Attorney-at-Law	09/07/21	Public Defender - 2 cases	1042313	350.00	Christensen, Anders - Attorney-at-Law
09/16/21	43253	Christensen, Anders - Attorney-at-Law	V 09/07/21	Public Defender - 2 cases	1042313	350.00	Christensen, Anders - Attorney-at-Law
Total 43253:						700.00	
09/16/21	43291	CHRISTOPHER F ALLRED	08/30/21	Prosecution Services - August 2021	1042313	600.00	CHRISTOPHER F ALLRED
Total 43291:						600.00	
09/30/21	43349	CINTAS CORPORATION	09/09/21	First Aid - Shops - September 2021	1060260	57.50	CINTAS CORPORATION
Total 43349:						57.50	
09/02/21	43241	CINTAS CORPORATION LOC 180	08/18/21	MATS/TOWELS - 08/18/2021	1060250	12.88	CINTAS CORPORATION LOC 180
09/02/21	43241	CINTAS CORPORATION LOC 180	08/18/21	PW Uniforms - 08/18/2021	5240140	11.50	CINTAS CORPORATION LOC 180
09/02/21	43241	CINTAS CORPORATION LOC 180	08/18/21	PW Uniforms - 08/18/2021	5140140	23.01	CINTAS CORPORATION LOC 180
09/02/21	43241	CINTAS CORPORATION LOC 180	08/18/21	PW Uniforms - 08/18/2021	5440140	11.50	CINTAS CORPORATION LOC 180
09/02/21	43241	CINTAS CORPORATION LOC 180	08/18/21	PW Uniforms - 08/18/2021	1060140	23.01	CINTAS CORPORATION LOC 180
09/02/21	43241	CINTAS CORPORATION LOC 180	08/18/21	PW Uniforms - 08/18/2021	1070140	46.02	CINTAS CORPORATION LOC 180
09/02/21	43241	CINTAS CORPORATION LOC 180	08/18/21	PW Uniforms - 08/18/2021	1058140	23.02	CINTAS CORPORATION LOC 180
Total 43241:						150.94	
09/30/21	43350	CINTAS CORPORATION LOC 180	08/25/21	MATS/TOWELS - 08/25/2021	1060250	14.98	CINTAS CORPORATION LOC 180
09/30/21	43350	CINTAS CORPORATION LOC 180	08/25/21	PW Uniforms - 08/25/2021	5240140	17.25	CINTAS CORPORATION LOC 180
09/30/21	43350	CINTAS CORPORATION LOC 180	08/25/21	PW Uniforms - 08/25/2021	5140140	34.53	CINTAS CORPORATION LOC 180
09/30/21	43350	CINTAS CORPORATION LOC 180	08/25/21	PW Uniforms - 08/25/2021	5440140	17.25	CINTAS CORPORATION LOC 180
09/30/21	43350	CINTAS CORPORATION LOC 180	08/25/21	PW Uniforms - 08/25/2021	1060140	34.53	CINTAS CORPORATION LOC 180
09/30/21	43350	CINTAS CORPORATION LOC 180	08/25/21	PW Uniforms - 08/25/2021	1070140	69.03	CINTAS CORPORATION LOC 180

M = Manual Check, V = Void Check

Chk. Date	Check #	Payee	Inv. Date	Description	GL Account	G/L Amt	Merchant Name
09/30/21	43350	CINTAS CORPORATION LOC 180	08/25/21	PW Uniforms - 08/25/2021	1058140	34.52	CINTAS CORPORATION LOC 180
09/30/21	43350	CINTAS CORPORATION LOC 180	09/01/21	MATS/TOWELS - 09/01/2021	1060250	14.98	CINTAS CORPORATION LOC 180
09/30/21	43350	CINTAS CORPORATION LOC 180	09/01/21	PW Uniforms - 09/01/2021	5240140	26.87	CINTAS CORPORATION LOC 180
09/30/21	43350	CINTAS CORPORATION LOC 180	09/01/21	PW Uniforms - 09/01/2021	5140140	53.78	CINTAS CORPORATION LOC 180
09/30/21	43350	CINTAS CORPORATION LOC 180	09/01/21	PW Uniforms - 09/01/2021	5440140	26.87	CINTAS CORPORATION LOC 180
09/30/21	43350	CINTAS CORPORATION LOC 180	09/01/21	PW Uniforms - 09/01/2021	1060140	53.78	CINTAS CORPORATION LOC 180
09/30/21	43350	CINTAS CORPORATION LOC 180	09/01/21	PW Uniforms - 09/01/2021	1070140	107.52	CINTAS CORPORATION LOC 180
09/30/21	43350	CINTAS CORPORATION LOC 180	09/01/21	PW Uniforms - 09/01/2021	1058140	53.77	CINTAS CORPORATION LOC 180
09/30/21	43350	CINTAS CORPORATION LOC 180	09/08/21	MATS/TOWELS - 09/08/2021	1060250	12.88	CINTAS CORPORATION LOC 180
09/30/21	43350	CINTAS CORPORATION LOC 180	09/08/21	PW Uniforms - 09/08/2021	5240140	9.03	CINTAS CORPORATION LOC 180
09/30/21	43350	CINTAS CORPORATION LOC 180	09/08/21	PW Uniforms - 09/08/2021	5140140	18.08	CINTAS CORPORATION LOC 180
09/30/21	43350	CINTAS CORPORATION LOC 180	09/08/21	PW Uniforms - 09/08/2021	5440140	9.03	CINTAS CORPORATION LOC 180
09/30/21	43350	CINTAS CORPORATION LOC 180	09/08/21	PW Uniforms - 09/08/2021	1060140	18.08	CINTAS CORPORATION LOC 180
09/30/21	43350	CINTAS CORPORATION LOC 180	09/08/21	PW Uniforms - 09/08/2021	1070140	36.15	CINTAS CORPORATION LOC 180
09/30/21	43350	CINTAS CORPORATION LOC 180	09/08/21	PW Uniforms - 09/08/2021	1058140	18.08	CINTAS CORPORATION LOC 180
09/30/21	43350	CINTAS CORPORATION LOC 180	09/15/21	MATS/TOWELS - 09/15/2021	1060250	14.98	CINTAS CORPORATION LOC 180
09/30/21	43350	CINTAS CORPORATION LOC 180	09/15/21	PW Uniforms - 09/15/2021	5240140	9.03	CINTAS CORPORATION LOC 180
09/30/21	43350	CINTAS CORPORATION LOC 180	09/15/21	PW Uniforms - 09/15/2021	5140140	18.08	CINTAS CORPORATION LOC 180
09/30/21	43350	CINTAS CORPORATION LOC 180	09/15/21	PW Uniforms - 09/15/2021	5440140	9.03	CINTAS CORPORATION LOC 180
09/30/21	43350	CINTAS CORPORATION LOC 180	09/15/21	PW Uniforms - 09/15/2021	1060140	18.08	CINTAS CORPORATION LOC 180
09/30/21	43350	CINTAS CORPORATION LOC 180	09/15/21	PW Uniforms - 09/15/2021	1070140	36.15	CINTAS CORPORATION LOC 180
09/30/21	43350	CINTAS CORPORATION LOC 180	09/15/21	PW Uniforms - 09/15/2021	1058140	18.08	CINTAS CORPORATION LOC 180
09/30/21	43350	CINTAS CORPORATION LOC 180	09/22/21	MATS/TOWELS - 09/22/2021	1060250	14.98	CINTAS CORPORATION LOC 180
09/30/21	43350	CINTAS CORPORATION LOC 180	09/22/21	PW Uniforms - 09/22/2021	5240140	9.03	CINTAS CORPORATION LOC 180
09/30/21	43350	CINTAS CORPORATION LOC 180	09/22/21	PW Uniforms - 09/22/2021	5140140	18.08	CINTAS CORPORATION LOC 180
09/30/21	43350	CINTAS CORPORATION LOC 180	09/22/21	PW Uniforms - 09/22/2021	5440140	9.03	CINTAS CORPORATION LOC 180
09/30/21	43350	CINTAS CORPORATION LOC 180	09/22/21	PW Uniforms - 09/22/2021	1060140	18.08	CINTAS CORPORATION LOC 180
09/30/21	43350	CINTAS CORPORATION LOC 180	09/22/21	PW Uniforms - 09/22/2021	1070140	36.15	CINTAS CORPORATION LOC 180
09/30/21	43350	CINTAS CORPORATION LOC 180	09/22/21	PW Uniforms - 09/22/2021	1058140	18.08	CINTAS CORPORATION LOC 180
09/30/21	43350	CINTAS CORPORATION LOC 180	09/29/21	MATS/TOWELS - 09/29/2021	1060250	14.98	CINTAS CORPORATION LOC 180
09/30/21	43350	CINTAS CORPORATION LOC 180	09/29/21	PW Uniforms - 09/29/2021	5240140	9.03	CINTAS CORPORATION LOC 180
09/30/21	43350	CINTAS CORPORATION LOC 180	09/29/21	PW Uniforms - 09/29/2021	5140140	18.08	CINTAS CORPORATION LOC 180
09/30/21	43350	CINTAS CORPORATION LOC 180	09/29/21	PW Uniforms - 09/29/2021	5440140	9.03	CINTAS CORPORATION LOC 180
09/30/21	43350	CINTAS CORPORATION LOC 180	09/29/21	PW Uniforms - 09/29/2021	1060140	18.08	CINTAS CORPORATION LOC 180
09/30/21	43350	CINTAS CORPORATION LOC 180	09/29/21	PW Uniforms - 09/29/2021	1070140	36.15	CINTAS CORPORATION LOC 180
09/30/21	43350	CINTAS CORPORATION LOC 180	09/29/21	PW Uniforms - 09/29/2021	1058140	18.08	CINTAS CORPORATION LOC 180
Total 43350:						1,051.28	
09/30/21	43351	Clint Chournos	09/22/21	Refund of Completion Bond SWC200914143	1021340	500.00	Clint Chournos

M = Manual Check, V = Void Check

Chk. Date	Check #	Payee	Inv. Date	Description	GL Account	G/L Amt	Merchant Name
Total 43351:						500.00	
09/16/21	43292	Copper Creek Builders	09/15/21	Refund of Completion Bond SWC201207182	1021340	200.00	Copper Creek Builders
Total 43292:						200.00	
09/02/21	43242	Core and Main	08/04/21	Meters (6)	5140490	1,770.00	Core and Main
Total 43242:						1,770.00	
09/30/21	43352	Core and Main	08/20/21	Allegro wired registers (400)	5140495	97,048.00	Core and Main
Total 43352:						97,048.00	
09/09/21	43254	DAVIS COUNTY GOVERNMENT	08/27/21	Animal Control Services - August 2021	1054311	1,741.63	DAVIS COUNTY GOVERNMENT
09/09/21	43254	DAVIS COUNTY GOVERNMENT	08/30/21	Rediweb	1058210	1.40	DAVIS COUNTY GOVERNMENT
09/09/21	43254	DAVIS COUNTY GOVERNMENT	08/30/21	Law Enforcement Services - August 2021	1054310	18,490.00	DAVIS COUNTY GOVERNMENT
09/09/21	43254	DAVIS COUNTY GOVERNMENT	08/30/21	Dispatch Fees - August 2021	1057370	822.07	DAVIS COUNTY GOVERNMENT
Total 43254:						21,055.10	
09/30/21	43353	DAVIS COUNTY GOVERNMENT	09/23/21	Truth in Taxation Notice	1043220	322.86	DAVIS COUNTY GOVERNMENT
Total 43353:						322.86	
09/16/21	43293	DE LAGE LANDEN	10/15/21	COPIER MAINT AGREEMENT - SHARP	1042240	21.47	DE LAGE LANDEN
09/16/21	43293	DE LAGE LANDEN	10/15/21	COPIER MAINT AGREEMENT - SHARP	1043240	50.10	DE LAGE LANDEN
09/16/21	43293	DE LAGE LANDEN	10/15/21	COPIER MAINT AGREEMENT - SHARP	5140240	35.78	DE LAGE LANDEN
09/16/21	43293	DE LAGE LANDEN	10/15/21	COPIER MAINT AGREEMENT - SHARP	5240240	35.78	DE LAGE LANDEN
Total 43293:						143.13	
09/02/21	43243	DURKS PLUMBING	08/18/21	Replacement Valve Boxes & Lids for Central &	1070261	103.26	DURKS PLUMBING
Total 43243:						103.26	
09/30/21	43354	EARTHTEC TESTING AND ENGINEER	08/31/21	Concrete Testing-Canyon Meadows Park	4570730	1,503.39	EARTHTEC TESTING AND ENGINEER

M = Manual Check, V = Void Check

Chk. Date	Check #	Payee	Inv. Date	Description	GL Account	G/L Amt	Merchant Name
Total 43354:						1,503.39	
09/16/21	43294	ENERGY SAVERS	09/15/21	Refund of Completion Bond SWC210305030	1021340	200.00	ENERGY SAVERS
09/16/21	43294	ENERGY SAVERS	09/15/21	Refund of Completion Bond SWC210517079	1021340	200.00	ENERGY SAVERS
09/16/21	43294	ENERGY SAVERS	09/15/21	Refund of Completion Bond SWC210524086	1021340	200.00	ENERGY SAVERS
09/16/21	43294	ENERGY SAVERS	09/15/21	Refund of Completion Bond SWC210524087	1021340	200.00	ENERGY SAVERS
09/16/21	43294	ENERGY SAVERS	09/15/21	Refund of Completion Bond SWC210616098	1021340	200.00	ENERGY SAVERS
Total 43294:						1,000.00	
09/16/21	43295	EXECUTECH	08/25/21	Recabling of server	1043308	275.98	EXECUTECH
09/16/21	43295	EXECUTECH	08/31/21	Antivirus, Backup, Email - Aug 2021	1043350	1,050.48	EXECUTECH
09/16/21	43295	EXECUTECH	09/01/21	IT Services - September 2021	1043308	736.00	EXECUTECH
Total 43295:						2,062.46	
09/30/21	43355	EXECUTECH	09/24/21	Replace 4 wifi access points	1043250	639.96	EXECUTECH
Total 43355:						639.96	
09/30/21	43356	FirstNet c/o ATT Mobility	08/11/21	Telecom Services - August 2021	1057280	211.33	FirstNet c/o ATT Mobility
Total 43356:						211.33	
09/16/21	43296	FREEDOM MAILING SERVICES INC.	08/30/21	Utility Billing - August 2021	5140370	602.99	FREEDOM MAILING SERVICES INC.
09/16/21	43296	FREEDOM MAILING SERVICES INC.	08/30/21	Utility Billing - August 2021	5240370	419.47	FREEDOM MAILING SERVICES INC.
09/16/21	43296	FREEDOM MAILING SERVICES INC.	08/30/21	Utility Billing - August 2021	5340370	196.63	FREEDOM MAILING SERVICES INC.
09/16/21	43296	FREEDOM MAILING SERVICES INC.	08/30/21	Utility Billing - August 2021	5440370	91.75	FREEDOM MAILING SERVICES INC.
Total 43296:						1,310.84	
09/09/21	43255	GAYLORD, LUTHER	09/02/21	Court Interpreter 09/02/2021 Case 215400524	1042610	45.00	GAYLORD, LUTHER
Total 43255:						45.00	
09/16/21	43297	GO SOLAR GROUP	09/15/21	Refund of Completion Bond SWC210604088	1021340	200.00	GO SOLAR GROUP
Total 43297:						200.00	

M = Manual Check, V = Void Check

SOUTH WEBER CITY

Check Register - Council Approval w/ inv date
Check Issue Dates: 9/1/2021 - 9/30/2021

Page: 6
Oct 05, 2021 04:19PM

Chk. Date	Check #	Payee	Inv. Date	Description	GL Account	G/L Amt	Merchant Name
09/16/21	43298	Goff, Ryder	08/09/21	Referee	2071483	41.25	Goff, Ryder
Total 43298:						41.25	
09/30/21	43357	Goff, Ryder	09/15/21	Referee	2071483	48.00	Goff, Ryder
Total 43357:						48.00	
09/24/21	43330	HANSEN & ASSOCIATES	09/10/21	Construction Staking at Canyon Meadows Park	4570730	476.88	HANSEN & ASSOCIATES
Total 43330:						476.88	
09/16/21	43299	Hardman, Carter	08/30/21	Referee	2071482	30.00	Hardman, Carter
09/16/21	43299	Hardman, Carter	08/30/21	Referee	2071483	7.50	Hardman, Carter
Total 43299:						37.50	
09/24/21	43331	Hayes Godfrey Bell, PC	09/01/21	Attorney Services - August 2021	1043313	3,237.00	Hayes Godfrey Bell, PC
Total 43331:						3,237.00	
09/24/21	43332	Henry Schein, Inc.	09/08/21	Medical Supplies	1057450	2,324.28	Henry Schein, Inc.
09/24/21	43332	Henry Schein, Inc.	09/10/21	Medical Supplies	1057450	234.67	Henry Schein, Inc.
Total 43332:						2,558.95	
09/30/21	43358	Henry Schein, Inc.	09/13/21	Thomas Triage Pack	1057450	89.50	Henry Schein, Inc.
09/30/21	43358	Henry Schein, Inc.	09/22/21	Medical Supplies	1057450	133.50	Henry Schein, Inc.
09/30/21	43358	Henry Schein, Inc.	09/22/21	Medical Supplies	1057450	528.23	Henry Schein, Inc.
Total 43358:						751.23	
09/16/21	43300	Hogan & Associates Construction, Inc	08/30/21	Canyon Meadows Park (West) Phase 1 Constru	4570730	191,849.93	Hogan & Associates Construction, Inc
Total 43300:						191,849.93	
09/16/21	43301	Hyer Road	09/02/21	YCC Retreat	1041494	2,250.00	Hyer Road
Total 43301:						2,250.00	

M = Manual Check, V = Void Check

SOUTH WEBER CITY

Check Register - Council Approval w/ inv date
Check Issue Dates: 9/1/2021 - 9/30/2021

Page: 7
Oct 05, 2021 04:19PM

Chk. Date	Check #	Payee	Inv. Date	Description	GL Account	G/L Amt	Merchant Name
09/24/21	43333	INFOBYTES, INC.	09/21/21	Domain Name Renewal southweber.city	1043308	100.00	INFOBYTES, INC.
09/24/21	43333	INFOBYTES, INC.	09/22/21	30 Day Cancellation for Website Hosting	1043308	117.00	INFOBYTES, INC.
Total 43333:						217.00	
09/30/21	43359	INFOBYTES, INC.	09/29/21	Data Backup for Old Website	1043308	768.00	INFOBYTES, INC.
Total 43359:						768.00	
09/30/21	43360	INTERMOUNTAIN FARMERS ASSOC.	08/26/21	Killzall	1060420	179.98	INTERMOUNTAIN FARMERS ASSOC.
Total 43360:						179.98	
09/16/21	43302	INTERMOUNTAIN WIND & SOLAR	09/15/21	Refund of Completion Bond SWC210426063	1021340	200.00	INTERMOUNTAIN WIND & SOLAR
09/16/21	43302	INTERMOUNTAIN WIND & SOLAR	09/15/21	Refund of Completion Bond SWC210611094	1021340	200.00	INTERMOUNTAIN WIND & SOLAR
Total 43302:						400.00	
09/16/21	43303	IWORQ SYSTEMS	09/01/21	Annual Fee-Code Enf & Permits	1058350	1,200.00	IWORQ SYSTEMS
Total 43303:						1,200.00	
09/02/21	43244	JACKSON SPORTS	08/25/21	Flag Football Jerseys (97)	2071483	738.00	JACKSON SPORTS
09/02/21	43244	JACKSON SPORTS	08/25/21	Volleyball Jerseys (56)	2071484	423.00	JACKSON SPORTS
Total 43244:						1,161.00	
09/16/21	43304	JOHNSON ELECTRIC	08/10/21	Street Light Repair	1060416	318.00	JOHNSON ELECTRIC
Total 43304:						318.00	
09/09/21	43256	JONES AND ASSOCIATES	08/30/21	Potential Revisions to City Code	1058312	64.50	JONES AND ASSOCIATES
09/09/21	43256	JONES AND ASSOCIATES	08/30/21	General Information related to Potential Develo	1058312	178.50	JONES AND ASSOCIATES
09/09/21	43256	JONES AND ASSOCIATES	08/30/21	General Engineering Assistance	1058312	215.25	JONES AND ASSOCIATES
09/09/21	43256	JONES AND ASSOCIATES	08/30/21	Project Review Meetings	1058312	774.00	JONES AND ASSOCIATES
09/09/21	43256	JONES AND ASSOCIATES	08/30/21	Development Review Meetings	1058312	258.00	JONES AND ASSOCIATES
09/09/21	43256	JONES AND ASSOCIATES	08/30/21	ARPA Funding Applications	5140312	37.50	JONES AND ASSOCIATES
09/09/21	43256	JONES AND ASSOCIATES	08/30/21	GRAMA Requests	1058312	32.25	JONES AND ASSOCIATES
09/09/21	43256	JONES AND ASSOCIATES	08/30/21	New Public Works Facility - Site Design	4560730	1,527.00	JONES AND ASSOCIATES
09/09/21	43256	JONES AND ASSOCIATES	08/30/21	Fire Station - Auxiliary Building	4557720	161.25	JONES AND ASSOCIATES

M = Manual Check, V = Void Check

Chk. Date	Check #	Payee	Inv. Date	Description	GL Account	G/L Amt	Merchant Name
09/09/21	43256	JONES AND ASSOCIATES	08/30/21	Fiber Optic Provider Investigation	4543730	529.50	JONES AND ASSOCIATES
09/09/21	43256	JONES AND ASSOCIATES	08/30/21	CofO - Harvest Park Phase 1	1058312	49.50	JONES AND ASSOCIATES
09/09/21	43256	JONES AND ASSOCIATES	08/30/21	Lester Drive to 7375 South Connection	1060312	225.75	JONES AND ASSOCIATES
09/09/21	43256	JONES AND ASSOCIATES	08/30/21	Cottonwood Drive Paving Project	5676730	381.00	JONES AND ASSOCIATES
09/09/21	43256	JONES AND ASSOCIATES	08/30/21	2021 Street Maintenance Projects	5676730	1,505.00	JONES AND ASSOCIATES
09/09/21	43256	JONES AND ASSOCIATES	08/30/21	EPA Emergency Response Plan (Culinary Wate	5140312	362.25	JONES AND ASSOCIATES
09/09/21	43256	JONES AND ASSOCIATES	08/30/21	EBRWR - Permitting	5140730	846.75	JONES AND ASSOCIATES
09/09/21	43256	JONES AND ASSOCIATES	08/30/21	JCWR - General	5140730	509.25	JONES AND ASSOCIATES
09/09/21	43256	JONES AND ASSOCIATES	08/30/21	JCWR - Construction Management	5140730	184.50	JONES AND ASSOCIATES
09/09/21	43256	JONES AND ASSOCIATES	08/30/21	Cottonwood Drive Waterline Replacement Proje	5140730	442.50	JONES AND ASSOCIATES
09/09/21	43256	JONES AND ASSOCIATES	08/30/21	Storm Water Management Plan	5440312	653.50	JONES AND ASSOCIATES
09/09/21	43256	JONES AND ASSOCIATES	08/30/21	Storm Water Annual Report	5440312	886.75	JONES AND ASSOCIATES
09/09/21	43256	JONES AND ASSOCIATES	08/30/21	2021 Capital Facilities Plan - Storm Water (IFFP	5440690	6,526.00	JONES AND ASSOCIATES
09/09/21	43256	JONES AND ASSOCIATES	08/30/21	Parks Committee	1070312	193.50	JONES AND ASSOCIATES
09/09/21	43256	JONES AND ASSOCIATES	08/30/21	Canyon Meadows Park (West) - Phase 1 Projec	4570730	6,452.25	JONES AND ASSOCIATES
09/09/21	43256	JONES AND ASSOCIATES	08/30/21	General Plan Maps	1058325	63.75	JONES AND ASSOCIATES
09/09/21	43256	JONES AND ASSOCIATES	08/30/21	Zoning Map	1058325	309.25	JONES AND ASSOCIATES
09/09/21	43256	JONES AND ASSOCIATES	08/30/21	Utility Maps - General	5140325	191.25	JONES AND ASSOCIATES
09/09/21	43256	JONES AND ASSOCIATES	08/30/21	Projects Map	1058325	2,001.50	JONES AND ASSOCIATES
09/09/21	43256	JONES AND ASSOCIATES	08/30/21	Riverside Place Subdivision - Phases 1 & 2	1058319	163.50	JONES AND ASSOCIATES
09/09/21	43256	JONES AND ASSOCIATES	08/30/21	Riverside Place Subdivision - Phase 3	1058319	262.50	JONES AND ASSOCIATES
09/09/21	43256	JONES AND ASSOCIATES	08/30/21	Riverside Place Subdivision - Phase 4	1058319	387.00	JONES AND ASSOCIATES
09/09/21	43256	JONES AND ASSOCIATES	08/30/21	Hidden Valley Meadows - Phase 1	1058319	527.25	JONES AND ASSOCIATES
09/09/21	43256	JONES AND ASSOCIATES	08/30/21	Hidden Valley Meadows - Phase 2	1058319	576.75	JONES AND ASSOCIATES
09/09/21	43256	JONES AND ASSOCIATES	08/30/21	Ray Creek Estates	1058319	411.50	JONES AND ASSOCIATES
09/09/21	43256	JONES AND ASSOCIATES	08/30/21	Petersen Farms Subdivision (Tim Grubb)	1058319	193.50	JONES AND ASSOCIATES
09/09/21	43256	JONES AND ASSOCIATES	08/30/21	Riverside RV Park Resort	1058319	779.00	JONES AND ASSOCIATES
09/09/21	43256	JONES AND ASSOCIATES	08/30/21	Riverewood Subdivision (Larry Ray Property)	1058319	1,515.75	JONES AND ASSOCIATES
09/09/21	43256	JONES AND ASSOCIATES	08/30/21	Poll Gateway Development	1058319	793.75	JONES AND ASSOCIATES
09/09/21	43256	JONES AND ASSOCIATES	08/30/21	The Lofts at Deer Run	1058319	967.50	JONES AND ASSOCIATES
09/09/21	43256	JONES AND ASSOCIATES	08/30/21	Morty's Car Wash	1058319	149.00	JONES AND ASSOCIATES
09/09/21	43256	JONES AND ASSOCIATES	08/30/21	Weber Basin Pump Station (CUP)	1058312	64.50	JONES AND ASSOCIATES
09/09/21	43256	JONES AND ASSOCIATES	08/30/21	Sunrise Subdivision (Watts Property)	1058319	993.00	JONES AND ASSOCIATES
Total 43256:						33,346.50	
09/02/21	43245	KASTLE ROCK EXCAVATING INC	08/10/21	Water Leak Repair	5140490	5,892.45	KASTLE ROCK EXCAVATING INC
Total 43245:						5,892.45	

M = Manual Check, V = Void Check

Chk. Date	Check #	Payee	Inv. Date	Description	GL Account	G/L Amt	Merchant Name
09/16/21	43305	Keemer Plumbing	09/15/21	Refund of Completion Bond SWC210706109	1021340	200.00	Keemer Plumbing
	Total 43305:					200.00	
09/16/21	43306	KEYES ADMINISTRATORS	09/01/21	HRA Fee - July 2021 - September 2021	1043136	75.00	KEYES ADMINISTRATORS
	Total 43306:					75.00	
09/09/21	43257	Kilgore Contracting	08/23/21	2021 Street Maintenance - Section A	5676730	278,524.27	Kilgore Contracting
	Total 43257:					278,524.27	
09/16/21	43307	L N CURTIS	08/13/21	Service on Compressor	1057250	1,390.00	L N CURTIS
	Total 43307:					1,390.00	
09/30/21	43361	Larson, David	09/29/21	per diem for ICMA Conference 2021	1043230	450.00	Larson, David
	Total 43361:					450.00	
09/16/21	43308	Layton, Kaylie	09/09/21	Referee	2071483	67.50	Layton, Kaylie
	Total 43308:					67.50	
09/30/21	43362	Layton, Kaylie	09/16/21	Referee	2071482	72.00	Layton, Kaylie
09/30/21	43362	Layton, Kaylie	09/16/21	Referee	2071483	80.00	Layton, Kaylie
	Total 43362:					152.00	
09/24/21	43334	Lynch, Tani & Chad	09/21/21	Refund of Completion Bond SWC210105003	1021340	500.00	Lynch, Tani & Chad
	Total 43334:					500.00	
09/09/21	43258	Mark H Bott Company	09/03/21	Donations markers - down payment	4570730	2,378.00	Mark H Bott Company
	Total 43258:					2,378.00	
09/16/21	43309	Mitel	09/01/21	Telecom services - September 2021	1043280	877.18	Mitel

M = Manual Check, V = Void Check

Chk. Date	Check #	Payee	Inv. Date	Description	GL Account	G/L Amt	Merchant Name
Total 43309:						877.18	
09/16/21	43310	MOUNT OLYMPUS WATER	09/04/21	Water Cooler at City Hall	1043262	72.09	MOUNT OLYMPUS WATER
Total 43310:						72.09	
09/24/21	43335	Newspaper Management Company	09/08/21	Truth in Taxation Notice with Davis Journal	1043220	450.00	Newspaper Management Company
Total 43335:						450.00	
09/24/21	43336	Noah Radle	09/01/21	Referee	2071482	48.75	Noah Radle
09/24/21	43336	Noah Radle	09/01/21	Referee	2071483	18.75	Noah Radle
Total 43336:						67.50	
09/16/21	43311	OFFICE DEPOT	08/19/21	Notary Stamp	1043240	45.99	OFFICE DEPOT
Total 43311:						45.99	
09/30/21	43363	OFFICE DEPOT	09/15/21	Mouse	1043240	47.47	OFFICE DEPOT
Total 43363:						47.47	
09/02/21	43246	OREILLY AUTOMOTIVE, INC.	08/16/21	Fuses for Mowers	1070250	17.98	OREILLY AUTOMOTIVE, INC.
09/02/21	43246	OREILLY AUTOMOTIVE, INC.	08/31/21	Hose Clamps for Sprayer	1070250	2.99	OREILLY AUTOMOTIVE, INC.
Total 43246:						20.97	
09/30/21	43364	PIONEER RESEARCH CORPORATION	09/17/21	EN SOLV	5240490	567.25	PIONEER RESEARCH CORPORATION
Total 43364:						567.25	
09/24/21	43337	PITNEY BOWES CREDIT CORP	09/10/21	qtrly maint. contract - postage machine	1043240	176.97	PITNEY BOWES CREDIT CORP
Total 43337:						176.97	
09/16/21	43312	PITNEY BOWES PURCHASE POWER	08/24/21	Postage for court	1042240	2.85	PITNEY BOWES PURCHASE POWER
09/16/21	43312	PITNEY BOWES PURCHASE POWER	08/24/21	Postage for Administration	1043240	6.65	PITNEY BOWES PURCHASE POWER
09/16/21	43312	PITNEY BOWES PURCHASE POWER	08/24/21	POSTAGE FOR UTILITIES	5140240	4.75	PITNEY BOWES PURCHASE POWER

M = Manual Check, V = Void Check

Chk. Date	Check #	Payee	Inv. Date	Description	GL Account	G/L Amt	Merchant Name
09/16/21	43312	PITNEY BOWES PURCHASE POWER	08/24/21	POSTAGE FOR UTILITIES	5240240	4.75	PITNEY BOWES PURCHASE POWER
Total 43312:						19.00	
09/16/21	43313	PK General Construction	09/15/21	Refund of Completion Bond SWC210212019	1021340	200.00	PK General Construction
Total 43313:						200.00	
09/16/21	43314	PRAXAIR	08/14/21	Oxygen	1057450	266.44	PRAXAIR
09/16/21	43314	PRAXAIR	08/23/21	Oxygen	1057450	248.37	PRAXAIR
Total 43314:						514.81	
09/02/21	43247	PROTECT YOUTH SPORTS	08/31/21	Background Checks (2)	1057137	53.85	PROTECT YOUTH SPORTS
Total 43247:						53.85	
09/30/21	43365	Pure Water Partners	09/01/21	Ice Machine Lease - July 2021	1057260	330.99	Pure Water Partners
Total 43365:						330.99	
09/16/21	43315	Pure Water Solutions of America	08/11/21	Ice Machine Filter Replacement	1057260	338.00	Pure Water Solutions of America
Total 43315:						338.00	
09/16/21	43316	Revco Leasing Company	08/10/21	Plotter Lease - August 2021	1057250	260.37	Revco Leasing Company
09/16/21	43316	Revco Leasing Company	09/08/21	Plotter Lease - September 2021	1058250	260.37	Revco Leasing Company
Total 43316:						520.74	
09/16/21	43317	ROBINSON WASTE SERVICES INC	08/31/21	Garbage Collection - August 2021	5340492	11,875.34	ROBINSON WASTE SERVICES INC
09/16/21	43317	ROBINSON WASTE SERVICES INC	08/31/21	Waste Pickup	1057260	135.00	ROBINSON WASTE SERVICES INC
09/16/21	43317	ROBINSON WASTE SERVICES INC	09/01/21	Park & Ride Collection - September 2021	1070626	46.71	ROBINSON WASTE SERVICES INC
Total 43317:						12,057.05	
09/30/21	43366	ROBINSON WASTE SERVICES INC	07/20/21	Fire station declutter	1057260	230.00	ROBINSON WASTE SERVICES INC
Total 43366:						230.00	

M = Manual Check, V = Void Check

Chk. Date	Check #	Payee	Inv. Date	Description	GL Account	G/L Amt	Merchant Name
09/16/21	43318	ROCKY MOUNTAIN POWER	09/02/21	Power at posse grounds	1070270	27.45	ROCKY MOUNTAIN POWER
09/16/21	43318	ROCKY MOUNTAIN POWER	09/02/21	Cottonwood Drive Vault	5140270	86.84	ROCKY MOUNTAIN POWER
09/16/21	43318	ROCKY MOUNTAIN POWER	09/02/21	310 S Kingston E	1070270	26.60	ROCKY MOUNTAIN POWER
09/16/21	43318	ROCKY MOUNTAIN POWER	09/02/21	677 E Old Fort Road	1070270	12.14	ROCKY MOUNTAIN POWER
Total 43318:						153.03	
09/16/21	43319	ROPER BUILDINGS	09/15/21	Refund of Completion Bond SWC210402048	1021340	500.00	ROPER BUILDINGS
Total 43319:						500.00	
09/02/21	43248	RURAL WATER ASSN OF UTAH	08/01/21	Writing CCR	5140490	100.00	RURAL WATER ASSN OF UTAH
Total 43248:						100.00	
09/16/21	43320	Rynerson, Kyler	09/15/21	Refund of Completion Bond SWC210326042	1021340	200.00	Rynerson, Kyler
Total 43320:						200.00	
09/30/21	43367	SAFETY SUPPLY & SIGN COMPANY	09/07/21	Double blade signs, 38x8 (14)	1060415	483.00	SAFETY SUPPLY & SIGN COMPANY
Total 43367:						483.00	
09/16/21	43321	Scotts Home Construction	09/15/21	Refund of Completion Bond SWC210402047	1021340	500.00	Scotts Home Construction
Total 43321:						500.00	
09/24/21	43338	Shums Coda Associates	09/16/21	Building Inspector - August 2021	1058326	6,825.00	Shums Coda Associates
Total 43338:						6,825.00	
09/16/21	43322	SMASH ATHLETICS	08/27/21	Soccer Jerseys for Fall Season (120)	2071482	1,298.80	SMASH ATHLETICS
Total 43322:						1,298.80	
09/30/21	43368	Smith, Lisa	09/27/21	Mileage and Per Diem for UMCA Conference	1042230	135.20	Smith, Lisa
Total 43368:						135.20	
09/30/21	43369	Stake Center Locating Inc.	08/30/21	Blue Staking of street lights (38 locations)	1060416	570.00	Stake Center Locating Inc.

M = Manual Check, V = Void Check

Chk. Date	Check #	Payee	Inv. Date	Description	GL Account	G/L Amt	Merchant Name
Total 43369:						570.00	
09/16/21	43323	Standard Examiner	08/31/21	Public Notice - August 2021	1043220	830.40	STANDARD EXAMINER
Total 43323:						830.40	
09/24/21	43339	Target Solutions Learning LLC	08/20/21	Vector Scheduling Pro Software	1057350	74.85	Vector Solutions
Total 43339:						74.85	
09/02/21	43249	UNIFIRST CORPORATION	08/27/21	Towels for FAC	2071241	26.40	UNIFIRST CORPORATION
Total 43249:						26.40	
09/16/21	43324	UNIFIRST CORPORATION	09/03/21	Towels & Rugs for FAC	2071241	69.21	UNIFIRST CORPORATION
09/16/21	43324	UNIFIRST CORPORATION	09/10/21	Towels for FAC	2071241	26.40	UNIFIRST CORPORATION
Total 43324:						95.61	
09/24/21	43340	UNIFIRST CORPORATION	09/17/21	Towels & Rugs for FAC	2071241	77.42	UNIFIRST CORPORATION
Total 43340:						77.42	
09/30/21	43370	UNIFIRST CORPORATION	09/24/21	Towels for FAC	2071241	29.70	UNIFIRST CORPORATION
Total 43370:						29.70	
09/16/21	43325	UPPERCASE PRINTING INK	09/08/21	Newsletter - August 2021	5140370	108.43	UPPERCASE PRINTING INK
09/16/21	43325	UPPERCASE PRINTING INK	09/08/21	Newsletter - August 2021	5240370	77.11	UPPERCASE PRINTING INK
09/16/21	43325	UPPERCASE PRINTING INK	09/08/21	Newsletter - August 2021	5340370	24.10	UPPERCASE PRINTING INK
09/16/21	43325	UPPERCASE PRINTING INK	09/08/21	Newsletter - August 2021	5440370	16.86	UPPERCASE PRINTING INK
Total 43325:						226.50	
09/24/21	43341	UTAH LOCAL GOVERNMENTS TRUST	09/13/21	Notary Bond	1043610	50.00	UTAH LOCAL GOVERNMENTS TRUST
09/24/21	43341	UTAH LOCAL GOVERNMENTS TRUST	09/13/21	Notary Bond	1043610	65.00	UTAH LOCAL GOVERNMENTS TRUST
09/24/21	43341	UTAH LOCAL GOVERNMENTS TRUST	09/13/21	2022 annual auto insur premium	1022250	2,790.66	UTAH LOCAL GOVERNMENTS TRUST

M = Manual Check, V = Void Check

Chk. Date	Check #	Payee	Inv. Date	Description	GL Account	G/L Amt	Merchant Name
Total 43341:						2,905.66	
09/09/21	43259	UTAH STATE TREASURER	08/30/21	Court Surcharge Remittance - August 2021	1035100	8,555.44	UTAH STATE TREASURER
Total 43259:						8,555.44	
09/30/21	43371	UTAH TAXPAYERS ASSOCIATION	09/01/21	Membership	1043210	97.50	UTAH TAXPAYERS ASSOCIATION
Total 43371:						97.50	
09/16/21	43326	UTAH VALLEY UNIVERSITY	08/13/21	Recertification (3)	1057230	15.00	UTAH VALLEY UNIVERSITY
Total 43326:						15.00	
09/02/21	43250	VALLEY NURSERY	08/01/21	Trees for the Posse Ground	1070261	47.98	VALLEY NURSERY
Total 43250:						47.98	
09/16/21	43327	VANGUARD CLEANING SYSTEMS OF U	09/01/21	Janitorial service - September 2021	1043262	280.00	VANGUARD CLEANING SYSTEMS OF U
Total 43327:						280.00	
09/30/21	43372	VERIZON WIRELESS	09/21/21	Public Works Air Card - September 2021	5140480	40.01	VERIZON WIRELESS
Total 43372:						40.01	
09/24/21	43342	Vincent Stevens, Stevens & Gailey, PC	09/07/21	Public Defender Fees for 2 cases	1042313	350.00	Vincent Stevens, Stevens & Gailey, PC
Total 43342:						350.00	
09/16/21	43261	Void Check	V				
Total 43261:						.00	
09/16/21	43262	Void Check	V				
Total 43262:						.00	
09/16/21	43263	Void Check	V				

M = Manual Check, V = Void Check

Chk. Date	Check #	Payee	Inv. Date	Description	GL Account	G/L Amt	Merchant Name	
	Total 43263:						.00	
09/16/21	43264	Void Check	V					
	Total 43264:						.00	
09/16/21	43265	Void Check	V					
	Total 43265:						.00	
09/16/21	43266	Void Check	V					
	Total 43266:						.00	
09/16/21	43267	Void Check	V					
	Total 43267:						.00	
09/16/21	43268	Void Check	V					
	Total 43268:						.00	
09/16/21	43269	Void Check	V					
	Total 43269:						.00	
09/16/21	43270	Void Check	V					
	Total 43270:						.00	
09/16/21	43271	Void Check	V					
	Total 43271:						.00	
09/16/21	43272	Void Check	V					
	Total 43272:						.00	
09/16/21	43273	Void Check	V					

M = Manual Check, V = Void Check

Chk. Date	Check #	Payee	Inv. Date	Description	GL Account	G/L Amt	Merchant Name
	Total 43273:					.00	
09/16/21	43274	Void Check	V				
	Total 43274:					.00	
09/16/21	43275	Void Check	V				
	Total 43275:					.00	
09/16/21	43276	Void Check	V				
	Total 43276:					.00	
09/16/21	43277	Void Check	V				
	Total 43277:					.00	
09/16/21	43278	Void Check	V				
	Total 43278:					.00	
09/16/21	43279	Void Check	V				
	Total 43279:					.00	
09/16/21	43280	Void Check	V				
	Total 43280:					.00	
09/16/21	43281	Void Check	V				
	Total 43281:					.00	
09/16/21	43282	Void Check	V				
	Total 43282:					.00	
09/16/21	43283	Void Check	V				

M = Manual Check, V = Void Check

Chk. Date	Check #	Payee	Inv. Date	Description	GL Account	G/L Amt	Merchant Name	
	Total 43283:						.00	
09/16/21	43284	Void Check	V					
	Total 43284:						.00	
09/16/21	43285	Void Check	V					
	Total 43285:						.00	
09/16/21	43286	Void Check	V					
	Total 43286:						.00	
09/16/21	43287	Void Check	V					
	Total 43287:						.00	
09/16/21	43288	Void Check	V					
	Total 43288:						.00	
09/16/21	43289	Void Check	V					
	Total 43289:						.00	
09/16/21	43290	Void Check	V					
	Total 43290:						.00	
09/16/21	43291	Void Check	V					
	Total 43291:						.00	
09/16/21	43292	Void Check	V					
	Total 43292:						.00	
09/16/21	43293	Void Check	V					

M = Manual Check, V = Void Check

Chk. Date	Check #	Payee	Inv. Date	Description	GL Account	G/L Amt	Merchant Name
Total 43293:						.00	
09/16/21	43294	Void Check	V				
Total 43294:						.00	
09/16/21	43295	Void Check	V				
Total 43295:						.00	
09/16/21	43296	Void Check	V				
Total 43296:						.00	
09/16/21	43297	Void Check	V				
Total 43297:						.00	
09/16/21	43298	Void Check	V				
Total 43298:						.00	
09/16/21	43299	Void Check	V				
Total 43299:						.00	
09/16/21	43300	Void Check	V				
Total 43300:						.00	
09/24/21	43343	WASATCH INTEGRATED WASTE MGMT	09/01/21	Garbage Collection - September 2021	5340492	22,392.00	WASATCH INTEGRATED WASTE MGMT
Total 43343:						22,392.00	
09/30/21	43373	West Coast Code Consultants Inc.	06/30/21	Fire plan review - Riverside RV Park - 1st	1058312	1,230.00	West Coast Code Consultants Inc.
09/30/21	43373	West Coast Code Consultants Inc.	09/01/21	Fire plan review - Riverside RV Park - 2nd	1058312	1,485.00	West Coast Code Consultants Inc.
09/30/21	43373	West Coast Code Consultants Inc.	09/01/21	Fire plan review - Riverside RV Park - 3rd	1058312	1,060.00	West Coast Code Consultants Inc.

M = Manual Check, V = Void Check

Chk. Date	Check #	Payee	Inv. Date	Description	GL Account	G/L Amt	Merchant Name
Total 43373:						3,775.00	
09/02/21	43251	WILKINSON SUPPLY	08/01/21	front tire for farris mower	1070250	135.00	WILKINSON SUPPLY
09/02/21	43251	WILKINSON SUPPLY	08/17/21	string for Trimmer	1070250	254.97	WILKINSON SUPPLY
09/02/21	43251	WILKINSON SUPPLY	08/31/21	Chain saw repair	1070250	174.51	WILKINSON SUPPLY
Total 43251:						564.48	
09/02/21	43252	WORKFORCE QA	08/31/21	Drug Test (1)	1060137	38.00	WORKFORCE QA
09/02/21	43252	WORKFORCE QA	08/31/21	Drug Test (2)	1057137	76.00	WORKFORCE QA
Total 43252:						114.00	
Grand Totals:						747,311.90	

Approval Date: _____

Mayor _____

City Recorder: _____

SOUTH WEBER CITY CORPORATION
 REVENUES WITH COMPARISON TO BUDGET
 FOR THE 2 MONTHS ENDING AUGUST 31, 2021

#4c Aug Budget

GENERAL FUND

	PERIOD ACTUAL	YTD ACTUAL	BUDGET	UNEARNED	PCNT
<u>TAXES</u>					
10-31-100	.00	.00	933,000.00	933,000.00	.0
10-31-120	.00	.00	10,000.00	10,000.00	.0
10-31-200	.00	.00	30,000.00	30,000.00	.0
10-31-300	.00	.00	900,000.00	900,000.00	.0
10-31-305	.00	.00	.00	.00	.0
10-31-310	47,121.07	(64,204.48)	412,000.00	476,204.48	(15.6)
TOTAL TAXES	47,121.07	(64,204.48)	2,285,000.00	2,349,204.48	(2.8)
<u>LICENSES AND PERMITS</u>					
10-32-100	.00	100.00	8,000.00	7,900.00	1.3
10-32-210	23,859.10	61,079.37	330,000.00	268,920.63	18.5
10-32-290	10,320.14	21,484.83	60,000.00	38,515.17	35.8
10-32-310	.00	94.00	.00	(94.00)	.0
TOTAL LICENSES AND PERMITS	34,179.24	82,758.20	398,000.00	315,241.80	20.8
<u>INTERGOVERNMENTAL REVENUE</u>					
10-33-400	.00	.00	5,000.00	5,000.00	.0
10-33-500	.00	.00	50,000.00	50,000.00	.0
10-33-550	.00	.00	.00	.00	.0
10-33-560	.00	.00	100,000.00	100,000.00	.0
10-33-580	.00	.00	7,000.00	7,000.00	.0
TOTAL INTERGOVERNMENTAL REVENUE	.00	.00	162,000.00	162,000.00	.0
<u>CHARGES FOR SERVICES</u>					
10-34-100	700.00	3,216.80	10,000.00	6,783.20	32.2
10-34-105	.00	4,969.00	60,000.00	55,031.00	8.3
10-34-250	792.50	962.50	.00	(962.50)	.0
10-34-254	.00	.00	.00	.00	.0
10-34-270	.00	.00	30,000.00	30,000.00	.0
10-34-560	5,918.71	7,937.14	70,000.00	62,062.86	11.3
10-34-760	.00	.00	.00	.00	.0
10-34-910	.00	.00	202,000.00	202,000.00	.0
TOTAL CHARGES FOR SERVICES	7,411.21	17,085.44	372,000.00	354,914.56	4.6

SOUTH WEBER CITY CORPORATION
 REVENUES WITH COMPARISON TO BUDGET
 FOR THE 2 MONTHS ENDING AUGUST 31, 2021

#4c Aug Budget

GENERAL FUND

	PERIOD ACTUAL	YTD ACTUAL	BUDGET	UNEARNED	PCNT
<u>FINES AND FORFEITURES</u>					
10-35-100 FINES	10,871.06	21,035.95	90,000.00	68,964.05	23.4
TOTAL FINES AND FORFEITURES	10,871.06	21,035.95	90,000.00	68,964.05	23.4
<u>MISCELLANEOUS REVENUE</u>					
10-36-100 INTEREST EARNINGS	3,240.94	6,747.18	10,000.00	3,252.82	67.5
10-36-300 NEWSLETTER SPONSORS	.00	.00	.00	.00	.0
10-36-400 SALE OF ASSETS	.00	.00	.00	.00	.0
10-36-900 SUNDRY REVENUES	910.49	1,291.49	30,500.00	29,208.51	4.2
10-36-901 FARMERS MARKET	.00	.00	.00	.00	.0
TOTAL MISCELLANEOUS REVENUE	4,151.43	8,038.67	40,500.00	32,461.33	19.9
<u>CONTRIBUTIONS AND TRANSFERS</u>					
10-39-091 TRANSFER FROM CAPITAL PROJECTS	.00	.00	.00	.00	.0
10-39-100 FIRE AGREEMENT/JOB CORPS	.00	.00	3,500.00	3,500.00	.0
10-39-110 FIRE AGREEMENT/COUNTY	.00	3,580.00	1,000.00	(2,580.00)	358.0
10-39-800 TFR FROM IMPACT FEES	.00	.00	12,000.00	12,000.00	.0
10-39-900 FUND BALANCE TO BE APPROPRIATE	.00	.00	.00	.00	.0
10-39-910 TRANSFER FROM CLASS "C" RES.	.00	.00	.00	.00	.0
TOTAL CONTRIBUTIONS AND TRANSFERS	.00	3,580.00	16,500.00	12,920.00	21.7
TOTAL FUND REVENUE	103,734.01	68,293.78	3,364,000.00	3,295,706.22	2.0

SOUTH WEBER CITY CORPORATION
 EXPENDITURES WITH COMPARISON TO BUDGET
 FOR THE 2 MONTHS ENDING AUGUST 31, 2021

#4c Aug Budget

GENERAL FUND

	PERIOD ACTUAL	YTD ACTUAL	BUDGET	UNEXPENDED	PCNT
<u>LEGISLATIVE</u>					
10-41-005 SALARIES - COUNCIL & COMMISSIO	2,000.00	4,000.00	28,000.00	24,000.00	14.3
10-41-131 EMPLOYEE BENEFIT-EMPLOYER FICA	153.00	306.00	2,200.00	1,894.00	13.9
10-41-133 EMPLOYEE BENEFIT - WORK. COMP.	83.19	166.38	700.00	533.62	23.8
10-41-140 UNIFORMS	.00	.00	300.00	300.00	.0
10-41-210 BOOKS/SUBSCRIPTIONS/MEMBERSHIP	.00	.00	4,000.00	4,000.00	.0
10-41-230 TRAVEL & TRAINING	.00	.00	12,600.00	12,600.00	.0
10-41-240 OFFICE SUPPLIES AND EXPENSE	.00	.00	200.00	200.00	.0
10-41-370 PROFESSIONAL/TECHNICAL SERVICE	.00	.00	.00	.00	.0
10-41-494 YOUTH CITY COUNCIL	22.86	1,357.55	5,000.00	3,642.45	27.2
10-41-620 MISCELLANEOUS	.00	800.00	4,000.00	3,200.00	20.0
10-41-740 EQUIPMENT	.00	.00	.00	.00	.0
10-41-925 TRANSFER TO COUNTRY FAIR DAYS	.00	5,000.00	5,000.00	.00	100.0
TOTAL LEGISLATIVE	2,259.05	11,629.93	62,000.00	50,370.07	18.8
<u>JUDICIAL</u>					
10-42-004 JUDGE SALARY	1,705.92	2,843.20	15,000.00	12,156.80	19.0
10-42-110 EMPLOYEE SALARIES	3,802.82	6,338.06	35,000.00	28,661.94	18.1
10-42-130 EMPLOYEE BENEFIT - RETIREMENT	1,033.92	1,723.20	11,000.00	9,276.80	15.7
10-42-131 EMPLOYEE BENEFIT-EMPLOYER FICA	413.37	688.95	4,000.00	3,311.05	17.2
10-42-133 EMPLOYEE BENEFIT - WORK. COMP.	80.73	134.55	500.00	365.45	26.9
10-42-134 EMPLOYEE BENEFIT - UI	.00	.00	.00	.00	.0
10-42-135 EMPLOYEE BENEFIT - HEALTH INS.	1,520.31	2,533.85	13,000.00	10,466.15	19.5
10-42-210 BOOKS/SUBSCRIPTIONS/MEMBERSHIP	.00	108.38	600.00	491.62	18.1
10-42-230 TRAVEL & TRAINING	.00	.00	3,100.00	3,100.00	.0
10-42-240 OFFICE SUPPLIES & EXPENSE	24.32	45.79	600.00	554.21	7.6
10-42-243 COURT REFUNDS	.00	.00	.00	.00	.0
10-42-280 TELEPHONE	60.00	100.00	500.00	400.00	20.0
10-42-313 PROFESSIONAL/TECH. - ATTORNEY	600.00	1,200.00	10,000.00	8,800.00	12.0
10-42-317 PROFESSIONAL/TECHNICAL-BAILIFF	.00	.00	4,000.00	4,000.00	.0
10-42-350 SOFTWARE MAINTENANCE	.00	.00	800.00	800.00	.0
10-42-550 BANKING CHARGES	.00	.00	600.00	600.00	.0
10-42-610 MISCELLANEOUS	90.00	129.80	1,300.00	1,170.20	10.0
10-42-740 EQUIPMENT	.00	.00	.00	.00	.0
TOTAL JUDICIAL	9,331.39	15,845.78	100,000.00	84,154.22	15.9

SOUTH WEBER CITY CORPORATION
EXPENDITURES WITH COMPARISON TO BUDGET
FOR THE 2 MONTHS ENDING AUGUST 31, 2021

#4c Aug Budget

GENERAL FUND

	PERIOD ACTUAL	YTD ACTUAL	BUDGET	UNEXPENDED	PCNT
<u>ADMINISTRATIVE</u>					
10-43-110 FULL-TIME EMPLOYEE SALARIES	32,439.34	58,778.53	325,000.00	266,221.47	18.1
10-43-120 PART-TIME EMPLOYEE SALARIES	7,925.32	13,419.05	73,000.00	59,580.95	18.4
10-43-125 EMPLOYEE INCENTIVE	.00	.00	.00	.00	.0
10-43-130 EMPLOYEE BENEFIT - RETIREMENT	7,029.33	12,162.99	84,000.00	71,837.01	14.5
10-43-131 EMPLOYEE BENEFIT-EMPLOYER FICA	3,093.52	5,515.63	31,000.00	25,484.37	17.8
10-43-133 EMPLOYEE BENEFIT - WORK. COMP.	531.58	1,054.12	3,200.00	2,145.88	32.9
10-43-134 EMPLOYEE BENEFIT - UI	.00	.00	.00	.00	.0
10-43-135 EMPLOYEE BENEFIT - HEALTH INS.	8,378.41	14,086.42	68,000.00	53,913.58	20.7
10-43-136 HRA REIMBURSEMENT - HEALTH INS	.00	.00	3,500.00	3,500.00	.0
10-43-137 EMPLOYEE TESTING	.00	17.95	.00	(17.95)	.0
10-43-140 UNIFORMS	.00	.00	1,000.00	1,000.00	.0
10-43-210 BOOKS/SUBSCRIPTIONS/MEMBERSHIP	.00	750.00	3,500.00	2,750.00	21.4
10-43-220 PUBLIC NOTICES	830.40	830.40	5,000.00	4,169.60	16.6
10-43-230 TRAVEL & TRAINING	600.00	800.00	20,000.00	19,200.00	4.0
10-43-240 OFFICE SUPPLIES & EXPENSE	311.56	740.62	8,000.00	7,259.38	9.3
10-43-250 EQUIPMENT - SUPPLIES AND MAINT	.00	189.54	5,500.00	5,310.46	3.5
10-43-252 EQUIPMENT MAINT. - CASELLE	.00	.00	.00	.00	.0
10-43-253 EQUIPMENT MAINT. - SOFTWARE	.00	.00	.00	.00	.0
10-43-256 FUEL EXPENSE	.00	47.02	300.00	252.98	15.7
10-43-262 GENERAL GOVERNMENT BUILDINGS	317.00	1,180.17	7,500.00	6,319.83	15.7
10-43-270 UTILITIES	.00	51.00	6,000.00	5,949.00	.9
10-43-280 TELEPHONE	1,207.18	2,290.01	18,000.00	15,709.99	12.7
10-43-308 PROFESSIONAL & TECH - I.T.	1,246.12	1,724.66	13,000.00	11,275.34	13.3
10-43-309 PROFESSIONAL & TECH - AUDITOR	.00	.00	12,000.00	12,000.00	.0
10-43-310 PROFESSIONAL/TECH. - PLANNER	.00	.00	.00	.00	.0
10-43-311 PRO & TECH - ECO DEVELOPMENT	.00	.00	.00	.00	.0
10-43-312 PROFESSIONAL & TECH. - ENGINEER	.00	.00	.00	.00	.0
10-43-313 PROFESSIONAL/TECH. - ATTORNEY	.00	3,439.50	100,000.00	96,560.50	3.4
10-43-314 ORDINANCE CODIFICATION	.00	2,452.00	3,000.00	548.00	81.7
10-43-316 ELECTIONS	.00	.00	17,500.00	17,500.00	.0
10-43-319 PROF./TECH. -SUBD. REVIEWS	.00	.00	.00	.00	.0
10-43-329 CITY MANAGER FUND	.00	.00	3,000.00	3,000.00	.0
10-43-350 SOFTWARE MAINTENANCE	1,050.48	5,204.65	26,000.00	20,795.35	20.0
10-43-510 INSURANCE & SURETY BONDS	.00	45,773.29	44,000.00	(1,773.29)	104.0
10-43-550 BANKING CHARGES	.00	.00	1,000.00	1,000.00	.0
10-43-610 MISCELLANEOUS	.00	.00	1,000.00	1,000.00	.0
10-43-620 MISCELLANEOUS	.00	.00	.00	.00	.0
10-43-621 CONTRIBUTIONS & DONATIONS	.00	.00	.00	.00	.0
10-43-625 CASH OVER AND SHORT	.00	.00	.00	.00	.0
10-43-720 BUILDINGS	.00	.00	.00	.00	.0
10-43-740 EQUIPMENT	.00	599.97	5,000.00	4,400.03	12.0
10-43-745 EQUIPMENT COSTING OVER \$500	.00	.00	.00	.00	.0
10-43-841 TRANSFER TO RECREATION FUND	.00	.00	75,000.00	75,000.00	.0
10-43-910 TRANSFER TO CAP. PROJ. FUND	.00	.00	.00	.00	.0
TOTAL ADMINISTRATIVE	64,960.24	171,107.52	963,000.00	791,892.48	17.8

SOUTH WEBER CITY CORPORATION
EXPENDITURES WITH COMPARISON TO BUDGET
FOR THE 2 MONTHS ENDING AUGUST 31, 2021

#4c Aug Budget

GENERAL FUND

	PERIOD ACTUAL	YTD ACTUAL	BUDGET	UNEXPENDED	PCNT
<u>PUBLIC SAFETY</u>					
10-54-310 SHERIFF'S DEPARTMENT	18,490.00	18,490.00	230,000.00	211,510.00	8.0
10-54-311 ANIMAL CONTROL	1,741.63	3,483.26	22,000.00	18,516.74	15.8
10-54-320 EMERGENCY PREPAREDNESS	.00	.00	74,000.00	74,000.00	.0
10-54-321 LIQUOR LAW ENFORCEMENT	.00	.00	7,000.00	7,000.00	.0
TOTAL PUBLIC SAFETY	20,231.63	21,973.26	333,000.00	311,026.74	6.6
<u>FIRE PROTECTION</u>					
10-57-110 FULL-TIME EMPLOYEE SALARIES	.00	.00	.00	.00	.0
10-57-120 PART-TIME EMPLOYEE SALARIES	49,175.51	84,024.60	510,000.00	425,975.40	16.5
10-57-131 EMPLOYEE BENEFIT-EMPLOYER FICA	3,767.59	6,437.38	39,000.00	32,562.62	16.5
10-57-133 EMPLOYEE BENEFIT - WORK. COMP.	3,543.01	6,053.64	20,000.00	13,946.36	30.3
10-57-134 EMPLOYEE BENEFIT - UI	.00	.00	.00	.00	.0
10-57-137 EMPLOYEE TESTING	129.85	147.80	1,000.00	852.20	14.8
10-57-140 UNIFORMS	.00	.00	8,500.00	8,500.00	.0
10-57-210 BOOKS/SUBSCRIPTIONS/MEMBERSHIP	.00	.00	1,000.00	1,000.00	.0
10-57-230 TRAVEL & TRAINING	15.00	15.00	8,500.00	8,485.00	.2
10-57-240 OFFICE SUPPLIES & EXPENSE	.00	.00	2,500.00	2,500.00	.0
10-57-250 EQUIPMENT SUPPLIES & MAINT.	1,650.37	6,980.78	24,000.00	17,019.22	29.1
10-57-256 FUEL EXPENSE	.00	642.51	4,000.00	3,357.49	16.1
10-57-260 BUILDINGS & GROUNDS MAINT.	473.00	2,713.00	16,000.00	13,287.00	17.0
10-57-270 UTILITIES	.00	.00	7,000.00	7,000.00	.0
10-57-280 TELEPHONE	75.00	499.37	9,000.00	8,500.63	5.6
10-57-350 SOFTWARE MAINTENANCE	74.85	74.85	8,500.00	8,425.15	.9
10-57-370 PROFESSIONAL & TECH. SERVICES	822.07	1,644.14	18,000.00	16,355.86	9.1
10-57-375 PARAMEDIC SERVICES	.00	.00	.00	.00	.0
10-57-450 SPECIAL PUBLIC SAFETY SUPPLIES	3,264.09	5,966.91	30,000.00	24,033.09	19.9
10-57-530 INTEREST EXPENSE	.00	2,448.99	5,000.00	2,551.01	49.0
10-57-550 BANKING CHARGES	.00	.00	500.00	500.00	.0
10-57-622 HEALTH & WELLNESS EXPENSES	.00	.00	1,500.00	1,500.00	.0
10-57-740 EQUIPMENT	.00	.00	10,000.00	10,000.00	.0
10-57-745 EQUIPMENT COSTING OVER \$500	.00	.00	.00	.00	.0
10-57-811 BOND PRINCIPAL	.00	.00	27,000.00	27,000.00	.0
TOTAL FIRE PROTECTION	62,990.34	117,648.97	751,000.00	633,351.03	15.7

SOUTH WEBER CITY CORPORATION
EXPENDITURES WITH COMPARISON TO BUDGET
FOR THE 2 MONTHS ENDING AUGUST 31, 2021

#4c Aug Budget

GENERAL FUND

	PERIOD ACTUAL	YTD ACTUAL	BUDGET	UNEXPENDED	PCNT
<u>COMMUNITY SERVICES</u>					
10-58-004 SUPERVISOR SALARIES	.00	.00	.00	.00	.0
10-58-110 FULL-TIME EMPLOYEE SALARIES	18,972.25	30,760.94	160,000.00	129,239.06	19.2
10-58-120 PART-TIME EMPLOYEE SALARIES	293.25	293.25	35,000.00	34,706.75	.8
10-58-130 EMPLOYEE BENEFIT - RETIREMENT	3,715.00	5,729.81	40,000.00	34,270.19	14.3
10-58-131 EMPLOYEE BENEFIT-EMPLOYER FICA	1,566.19	2,326.36	15,000.00	12,673.64	15.5
10-58-132 EMPLOYEE BENEFIT - 401K PLAN	.00	.00	.00	.00	.0
10-58-133 EMPLOYEE BENEFIT - WORK. COMP.	586.92	867.55	3,000.00	2,132.45	28.9
10-58-134 EMPLOYEE BENEFIT - UI	.00	.00	.00	.00	.0
10-58-135 EMPLOYEE BENEFIT - HEALTH INS.	4,266.90	7,125.66	35,000.00	27,874.34	20.4
10-58-137 EMPLOYEE TESTING	.00	.00	.00	.00	.0
10-58-140 UNIFORMS	61.52	184.49	1,200.00	1,015.51	15.4
10-58-210 BOOKS/SUBSCRIPTIONS/MEMBERSHIP	1.40	1.40	500.00	498.60	.3
10-58-230 TRAVEL & TRAINING	.00	.00	11,500.00	11,500.00	.0
10-58-250 EQUIPMENT SUPPLIES & MAINT.	.00	260.37	4,000.00	3,739.63	6.5
10-58-255 VEHICLE LEASE	.00	.00	.00	.00	.0
10-58-256 FUEL EXPENSE	.00	86.13	1,000.00	913.87	8.6
10-58-280 TELEPHONE	166.50	290.74	1,800.00	1,509.26	16.2
10-58-310 PROFESSIONAL & TCH. - PLANNER	.00	.00	.00	.00	.0
10-58-311 PROFESSIONAL & TECH - ECODEV	.00	.00	.00	.00	.0
10-58-312 PROFESSIONAL & TECH. - ENGINR	1,636.50	3,209.50	60,000.00	56,790.50	5.4
10-58-319 PROF./TECH. -SUBD. REVIEWS	7,720.00	12,069.75	60,000.00	47,930.25	20.1
10-58-325 PROFESSIONAL/TECHICAL - MAPS/G	2,374.50	2,629.50	15,000.00	12,370.50	17.5
10-58-326 PROF. & TECH. - INSPECTIONS	.00	.00	40,000.00	40,000.00	.0
10-58-350 SOFTWARE MAINTENANCE	.00	.00	13,000.00	13,000.00	.0
10-58-370 PROFESSIONAL & TECH. SERVICES	.00	.00	.00	.00	.0
10-58-620 MISCELLANEOUS	.00	.00	.00	.00	.0
10-58-740 EQUIPMENT	.00	.00	.00	.00	.0
TOTAL COMMUNITY SERVICES	41,360.93	65,835.45	496,000.00	430,164.55	13.3

SOUTH WEBER CITY CORPORATION
EXPENDITURES WITH COMPARISON TO BUDGET
FOR THE 2 MONTHS ENDING AUGUST 31, 2021

#4c Aug Budget

GENERAL FUND

	PERIOD ACTUAL	YTD ACTUAL	BUDGET	UNEXPENDED	PCNT
<u>STREETS</u>					
10-60-110 FULL-TIME EMPLOYEE SALARIES	5,543.86	8,861.59	59,000.00	50,138.41	15.0
10-60-120 PART-TIME EMPLOYEE SALARIES	597.51	597.51	24,000.00	23,402.49	2.5
10-60-130 EMPLOYEE BENEFIT - RETIREMENT	1,165.41	1,858.36	13,000.00	11,141.64	14.3
10-60-131 EMPLOYEE BENEFIT-EMPLOYER FICA	457.82	704.62	6,400.00	5,695.38	11.0
10-60-133 EMPLOYEE BENEFIT - WORK. COMP.	275.63	425.19	2,400.00	1,974.81	17.7
10-60-134 EMPLOYEE BENEFIT - UI	.00	.00	.00	.00	.0
10-60-135 EMPLOYEE BENEFIT - HEALTH INS.	644.84	973.93	10,000.00	9,026.07	9.7
10-60-137 EMPLOYEE TESTING	38.00	38.00	400.00	362.00	9.5
10-60-140 UNIFORMS	61.49	184.46	800.00	615.54	23.1
10-60-230 TRAVEL & TRAINING	.00	.00	2,000.00	2,000.00	.0
10-60-250 EQUIPMENT SUPPLIES & MAINT.	66.18	126.10	6,000.00	5,873.90	2.1
10-60-255 VEHICLE LEASE	.00	.00	.00	.00	.0
10-60-256 FUEL EXPENSE	.00	126.20	4,600.00	4,473.80	2.7
10-60-260 BUILDINGS & GROUNDS MAINT.	.00	21.61	5,000.00	4,978.39	.4
10-60-271 UTILITIES - STREET LIGHTS	.00	.00	60,000.00	60,000.00	.0
10-60-280 TELEPHONE	.00	38.68	.00	(38.68)	.0
10-60-312 PROFESSIONAL & TECH. - ENGINR	225.75	225.75	20,000.00	19,774.25	1.1
10-60-325 PROFESSIONAL/TECHICAL - MAPS/G	.00	.00	10,000.00	10,000.00	.0
10-60-350 SOFTWARE MAINTENANCE	.00	.00	3,000.00	3,000.00	.0
10-60-370 PROFESSIONAL & TECH. SERVICES	.00	.00	500.00	500.00	.0
10-60-410 SPECIAL HIGHWAY SUPPLIES	.00	.00	15,000.00	15,000.00	.0
10-60-411 SNOW REMOVAL SUPPLIES	.00	.00	35,000.00	35,000.00	.0
10-60-415 MAILBOXES & STREET SIGNS	.00	726.01	10,000.00	9,273.99	7.3
10-60-416 STREET LIGHTS	318.00	924.75	20,000.00	19,075.25	4.6
10-60-420 WEED CONTROL	.00	.00	1,500.00	1,500.00	.0
10-60-422 CROSSWALK/STREET PAINTING	.00	.00	5,000.00	5,000.00	.0
10-60-424 CURB & GUTTER RESTORATION	.00	.00	.00	.00	.0
10-60-550 BANKING CHARGES	.00	.00	400.00	400.00	.0
TOTAL STREETS	9,394.49	15,832.76	314,000.00	298,167.24	5.0

SOUTH WEBER CITY CORPORATION
EXPENDITURES WITH COMPARISON TO BUDGET
FOR THE 2 MONTHS ENDING AUGUST 31, 2021

#4c Aug Budget

GENERAL FUND

	PERIOD ACTUAL	YTD ACTUAL	BUDGET	UNEXPENDED	PCNT
<u>PARKS</u>					
10-70-110 FULL-TIME EMPLOYEE SALARIES	15,909.69	24,705.17	108,000.00	83,294.83	22.9
10-70-120 PART-TIME EMPLOYEE SALARIES	1,761.76	2,962.96	14,000.00	11,037.04	21.2
10-70-130 EMPLOYEE BENEFIT - RETIREMENT	3,153.34	4,875.19	22,000.00	17,124.81	22.2
10-70-131 EMPLOYEE BENEFIT-EMPLOYER FICA	1,368.08	2,149.36	10,000.00	7,850.64	21.5
10-70-133 EMPLOYEE BENEFIT - WORK. COMP.	761.38	1,194.05	4,000.00	2,805.95	29.9
10-70-134 EMPLOYEE BENEFIT - UI	.00	.00	.00	.00	.0
10-70-135 EMPLOYEE BENEFIT - HEALTH INS.	5,232.60	7,813.61	60,000.00	52,186.39	13.0
10-70-137 EMPLOYEE TESTING	.00	.00	400.00	400.00	.0
10-70-140 UNIFORMS	122.97	368.82	2,700.00	2,331.18	13.7
10-70-230 TRAVEL & TRAINING	.00	.00	4,000.00	4,000.00	.0
10-70-250 EQUIPMENT SUPPLIES & MAINT.	585.45	1,550.00	15,000.00	13,450.00	10.3
10-70-255 VEHICLE LEASE	.00	.00	.00	.00	.0
10-70-256 FUEL EXPENSE	.00	165.06	5,000.00	4,834.94	3.3
10-70-260 BUILDINGS & GROUNDS MAINT.	.00	.00	5,000.00	5,000.00	.0
10-70-261 GROUNDS SUPPLIES & MAINTENANCE	193.97	1,082.87	39,000.00	37,917.13	2.8
10-70-270 UTILITIES	55.99	55.99	8,000.00	7,944.01	.7
10-70-280 TELEPHONE	191.40	308.04	1,600.00	1,291.96	19.3
10-70-312 PROFESSIONAL & TECH. - ENGINR	193.50	193.50	20,000.00	19,806.50	1.0
10-70-350 SOFTWARE MAINTENANCE	.00	.00	1,000.00	1,000.00	.0
10-70-430 TRAILS/ TREES	.00	.00	.00	.00	.0
10-70-435 SAFETY INCENTIVE PROGRAM	.00	.00	.00	.00	.0
10-70-550 BANKING CHARGES	.00	.00	300.00	300.00	.0
10-70-626 UTA PARK AND RIDE	46.59	92.85	15,000.00	14,907.15	.6
10-70-730 IMPROVEMENTS OTHER THAN BLDGS	.00	.00	.00	.00	.0
10-70-740 EQUIPMENT	.00	.00	10,000.00	10,000.00	.0
TOTAL PARKS	29,576.72	47,517.47	345,000.00	297,482.53	13.8
TOTAL FUND EXPENDITURES	240,104.79	467,391.14	3,364,000.00	2,896,608.86	13.9
NET REVENUE OVER EXPENDITURES	(136,370.78)	(399,097.36)	.00	399,097.36	.0

SOUTH WEBER CITY CORPORATION
 REVENUES WITH COMPARISON TO BUDGET
 FOR THE 2 MONTHS ENDING AUGUST 31, 2021

#4c Aug Budget

RECREATION FUND

	PERIOD ACTUAL	YTD ACTUAL	BUDGET	UNEXPENDED	PCNT
<u>RECREATION REVENUE</u>					
20-34-720 RENTAL - ACTIVITY CENTER	1,370.00	2,650.00	9,000.00	6,350.00	29.4
20-34-751 MEMBERSHIP FEES	673.00	1,973.00	19,000.00	17,027.00	10.4
20-34-752 COMPETITION LEAGUE FEES	.00	.00	21,000.00	21,000.00	.0
20-34-753 MISC REVENUE	1,080.00	1,080.00	1,000.00	(80.00)	108.0
20-34-754 COMPETITION BASEBALL	.00	.00	500.00	500.00	.0
20-34-755 BASKETBALL	1,594.00	1,594.00	13,000.00	11,406.00	12.3
20-34-756 BASEBALL & SOFTBALL	.00	.00	7,500.00	7,500.00	.0
20-34-757 SOCCER	3,420.00	6,540.00	8,000.00	1,460.00	81.8
20-34-758 FLAG FOOTBALL	1,480.00	2,920.00	3,500.00	580.00	83.4
20-34-759 VOLLEYBALL	1,095.00	1,690.00	1,500.00	(190.00)	112.7
20-34-760 WRESTLING	.00	.00	2,000.00	2,000.00	.0
20-34-811 SALES TAX BOND PMT-RESTRICTED	.00	.00	.00	.00	.0
20-34-841 GRAVEL PIT FEES	.00	.00	70,000.00	70,000.00	.0
TOTAL RECREATION REVENUE	10,712.00	18,447.00	156,000.00	137,553.00	11.8
<u>SOURCE 36</u>					
20-36-895 RENTAL OF UNIFORMS AND EQUIP	.00	.00	.00	.00	.0
TOTAL SOURCE 36	.00	.00	.00	.00	.0
<u>SOURCE 37</u>					
20-37-100 INTEREST EARNINGS	.00	.00	4,000.00	4,000.00	.0
TOTAL SOURCE 37	.00	.00	4,000.00	4,000.00	.0
<u>CONTRIBUTIONS & TRANSFERS</u>					
20-39-091 TRANSFER FROM CAPITAL PROJECTS	.00	.00	.00	.00	.0
20-39-470 TRANSFER FROM OTHER FUNDS	.00	.00	75,000.00	75,000.00	.0
20-39-800 TRANSFER FROM IMPACT FEE FUND	.00	.00	66,000.00	66,000.00	.0
20-39-900 FUND BALANCE TO BE APPROPRIATE	.00	.00	9,000.00	9,000.00	.0
TOTAL CONTRIBUTIONS & TRANSFERS	.00	.00	150,000.00	150,000.00	.0
TOTAL FUND REVENUE	10,712.00	18,447.00	310,000.00	291,553.00	6.0

SOUTH WEBER CITY CORPORATION
EXPENDITURES WITH COMPARISON TO BUDGET
FOR THE 2 MONTHS ENDING AUGUST 31, 2021

#4c Aug Budget

RECREATION FUND

	PERIOD ACTUAL	YTD ACTUAL	BUDGET	UNEXPENDED	PCNT
<u>RECREATION EXPENDITURES</u>					
20-71-110 FULL-TIME EMPLOYEE SALARIES	7,945.60	11,918.40	55,000.00	43,081.60	21.7
20-71-120 PART-TIME EMPLOYEE SALARIES	5,269.66	8,809.11	45,000.00	36,190.89	19.6
20-71-130 EMPLOYEE BENEFIT - RETIREMENT	1,173.96	1,956.60	11,000.00	9,043.40	17.8
20-71-131 EMPLOYEE BENEFIT-EMPLOYER FICA	1,055.70	1,660.20	7,600.00	5,939.80	21.8
20-71-133 EMPLOYEE BENEFIT - WORK. COMP.	472.59	733.92	2,000.00	1,266.08	36.7
20-71-134 EMPLOYEE BENEFIT - UI	.00	.00	.00	.00	.0
20-71-135 EMPLOYEE BENEFIT - HEALTH INS.	811.98	1,353.30	11,000.00	9,646.70	12.3
20-71-137 EMPLOYEE TESTING	.00	.00	500.00	500.00	.0
20-71-210 BOOKS/SUBSCRIPTIONS/MEMBERSHIP	.00	3,800.00	.00	(3,800.00)	.0
20-71-230 TRAVEL & TRAINING	.00	.00	1,500.00	1,500.00	.0
20-71-240 OFFICE SUPPLIES AND EXPENSE	21.00	139.80	1,100.00	960.20	12.7
20-71-241 MATERIALS & SUPPLIES	191.22	384.84	2,000.00	1,615.16	19.2
20-71-250 EQUIPMENT SUPPLIES & MAINT.	.00	2,226.66	1,000.00	(1,226.66)	222.7
20-71-256 FUEL EXPENSE	.00	.00	200.00	200.00	.0
20-71-262 GENERAL GOVERNMENT BUILDINGS	.00	.00	2,000.00	2,000.00	.0
20-71-270 UTILITIES	.00	.00	6,000.00	6,000.00	.0
20-71-280 TELEPHONE	.00	.00	4,000.00	4,000.00	.0
20-71-331 PROMOTIONS	.00	.00	3,500.00	3,500.00	.0
20-71-340 PROGRAM OFFICIALS	.00	.00	.00	.00	.0
20-71-350 SOFTWARE MAINTENANCE	.00	.00	800.00	800.00	.0
20-71-370 PROFESSIONAL/TECHNICAL SERVICE	.00	.00	.00	.00	.0
20-71-480 REC BASKETBALL	.00	89.25	11,000.00	10,910.75	.8
20-71-481 BASEBALL & SOFTBALL	.00	63.75	7,000.00	6,936.25	.9
20-71-482 SOCCER	1,328.80	1,328.80	4,500.00	3,171.20	29.5
20-71-483 FLAG FOOTBALL	786.75	786.75	2,500.00	1,713.25	31.5
20-71-484 VOLLEYBALL	423.00	423.00	1,500.00	1,077.00	28.2
20-71-485 SUMMER FUN	.00	.00	2,000.00	2,000.00	.0
20-71-486 SR LUNCHEON	.00	.00	1,500.00	1,500.00	.0
20-71-488 COMPETITION BASKETBALL	.00	.00	9,000.00	9,000.00	.0
20-71-489 COMPETITION BASEBALL	.00	.00	300.00	300.00	.0
20-71-491 FLY FISHING	.00	.00	.00	.00	.0
20-71-492 WRESTLING	.00	.00	2,000.00	2,000.00	.0
20-71-510 INSURANCE & SURETY BONDS	.00	.00	.00	.00	.0
20-71-530 INTEREST EXPENSE	.00	6,297.41	12,600.00	6,302.59	50.0
20-71-550 BANKING CHARGES	.00	.00	800.00	800.00	.0
20-71-610 MISCELLANEOUS	.00	.00	700.00	700.00	.0
20-71-625 CASH OVER AND SHORT	.00	.00	.00	.00	.0
20-71-740 EQUIPMENT	.00	.00	7,000.00	7,000.00	.0
20-71-811 BOND PRINCIPAL	.00	.00	68,400.00	68,400.00	.0
20-71-900 TRANSFER TO FUND BALANCE	.00	.00	.00	.00	.0
20-71-915 TRANSFER TO ADMIN. SERVICES	.00	.00	25,000.00	25,000.00	.0
TOTAL RECREATION EXPENDITURES	19,480.26	41,971.79	310,000.00	268,028.21	13.5
TOTAL FUND EXPENDITURES	19,480.26	41,971.79	310,000.00	268,028.21	13.5
NET REVENUE OVER EXPENDITURES	(8,768.26)	(23,524.79)	.00	23,524.79	.0

SOUTH WEBER CITY CORPORATION
 REVENUES WITH COMPARISON TO BUDGET
 FOR THE 2 MONTHS ENDING AUGUST 31, 2021

#4c Aug Budget

SEWER IMPACT FEE FUND

		PERIOD ACTUAL	YTD ACTUAL	BUDGET	UNEXPENDED	PCNT
<u>REVENUE</u>						
21-37-100	INTEREST EARNINGS	.00	.00	.00	.00	.0
21-37-200	IMPACT FEES	17,598.00	43,995.00	400,000.00	356,005.00	11.0
	TOTAL REVENUE	17,598.00	43,995.00	400,000.00	356,005.00	11.0
<u>CONTRIBUTIONS & TRANSFERS</u>						
21-39-900	FUND BAL TO BE APPROPRIATED	.00	.00	.00	.00	.0
	TOTAL CONTRIBUTIONS & TRANSFERS	.00	.00	.00	.00	.0
	TOTAL FUND REVENUE	17,598.00	43,995.00	400,000.00	356,005.00	11.0

SOUTH WEBER CITY CORPORATION
 EXPENDITURES WITH COMPARISON TO BUDGET
 FOR THE 2 MONTHS ENDING AUGUST 31, 2021

#4c Aug Budget

SEWER IMPACT FEE FUND

	PERIOD ACTUAL	YTD ACTUAL	BUDGET	UNEXPENDED	PCNT
<u>EXPENDITURES</u>					
21-40-760 SEWER IMPACT FEE PROJECTS	.00	.00	.00	.00	.0
TOTAL EXPENDITURES	.00	.00	.00	.00	.0
<u>DEPARTMENT 80</u>					
21-80-800 TRANSFERS	.00	.00	400,000.00	400,000.00	.0
TOTAL DEPARTMENT 80	.00	.00	400,000.00	400,000.00	.0
TOTAL FUND EXPENDITURES	.00	.00	400,000.00	400,000.00	.0
NET REVENUE OVER EXPENDITURES	17,598.00	43,995.00	.00	(43,995.00)	.0

SOUTH WEBER CITY CORPORATION
 REVENUES WITH COMPARISON TO BUDGET
 FOR THE 2 MONTHS ENDING AUGUST 31, 2021

#4c Aug Budget

STORM SEWER IMPACT FEE FUND

	PERIOD ACTUAL	YTD ACTUAL	BUDGET	UNEXPENDED	PCNT
<u>REVENUE</u>					
22-37-100 INTEREST EARNINGS	.00	.00	.00	.00	.0
22-37-200 IMPACT FEES	3,990.00	9,975.00	40,000.00	30,025.00	24.9
TOTAL REVENUE	3,990.00	9,975.00	40,000.00	30,025.00	24.9
<u>CONTRIBUTIONS & TRANSFERS</u>					
22-39-900 FUND BAL TO BE APPROPRIATED	.00	.00	.00	.00	.0
TOTAL CONTRIBUTIONS & TRANSFERS	.00	.00	.00	.00	.0
TOTAL FUND REVENUE	3,990.00	9,975.00	40,000.00	30,025.00	24.9

SOUTH WEBER CITY CORPORATION
 EXPENDITURES WITH COMPARISON TO BUDGET
 FOR THE 2 MONTHS ENDING AUGUST 31, 2021

#4c Aug Budget

STORM SEWER IMPACT FEE FUND

		PERIOD ACTUAL	YTD ACTUAL	BUDGET	UNEXPENDED	PCNT
<u>EXPENDITURES</u>						
22-40-760	PROJECTS	.00	.00	.00	.00	.0
22-40-799	FACILITIES	.00	.00	.00	.00	.0
	TOTAL EXPENDITURES	.00	.00	.00	.00	.0
<u>DEPARTMENT 80</u>						
22-80-800	TRANSFERS	.00	.00	40,000.00	40,000.00	.0
	TOTAL DEPARTMENT 80	.00	.00	40,000.00	40,000.00	.0
	TOTAL FUND EXPENDITURES	.00	.00	40,000.00	40,000.00	.0
	NET REVENUE OVER EXPENDITURES	3,990.00	9,975.00	.00	(9,975.00)	.0

SOUTH WEBER CITY CORPORATION
 REVENUES WITH COMPARISON TO BUDGET
 FOR THE 2 MONTHS ENDING AUGUST 31, 2021

#4c Aug Budget

PARK IMPACT FEE FUND

	PERIOD ACTUAL	YTD ACTUAL	BUDGET	UNEXPENDED	PCNT
<u>REVENUE</u>					
23-37-100 INTEREST EARNINGS	.00	.00	1,000.00	1,000.00	.0
23-37-200 IMPACT FEES	12,576.00	31,440.00	165,000.00	133,560.00	19.1
TOTAL REVENUE	12,576.00	31,440.00	166,000.00	134,560.00	18.9
<u>CONTRIBUTIONS & TRANSFERS</u>					
23-39-900 FUND BAL TO BE APPROPRIATED	.00	.00	777,000.00	777,000.00	.0
TOTAL CONTRIBUTIONS & TRANSFERS	.00	.00	777,000.00	777,000.00	.0
TOTAL FUND REVENUE	12,576.00	31,440.00	943,000.00	911,560.00	3.3

SOUTH WEBER CITY CORPORATION
 EXPENDITURES WITH COMPARISON TO BUDGET
 FOR THE 2 MONTHS ENDING AUGUST 31, 2021

#4c Aug Budget

PARK IMPACT FEE FUND

	PERIOD ACTUAL	YTD ACTUAL	BUDGET	UNEXPENDED	PCNT
<u>EXPENDITURES</u>					
23-40-760 PROJECTS	.00	.00	943,000.00	943,000.00	.0
23-40-900 TRANSFER TO FUND BALANCE	.00	.00	.00	.00	.0
	.00	.00	943,000.00	943,000.00	.0
TOTAL EXPENDITURES	.00	.00	943,000.00	943,000.00	.0
	.00	.00	943,000.00	943,000.00	.0
TOTAL FUND EXPENDITURES	.00	.00	943,000.00	943,000.00	.0
	.00	.00	943,000.00	943,000.00	.0
NET REVENUE OVER EXPENDITURES	12,576.00	31,440.00	.00	(31,440.00)	.0

SOUTH WEBER CITY CORPORATION
 REVENUES WITH COMPARISON TO BUDGET
 FOR THE 2 MONTHS ENDING AUGUST 31, 2021

#4c Aug Budget

ROAD IMPACT FEE FUND

		PERIOD ACTUAL	YTD ACTUAL	BUDGET	UNEXPENDED	PCNT
<u>REVENUE</u>						
24-37-100	INTEREST EARNINGS	.00	.00	.00	.00	.0
24-37-200	IMPACT FEES	118,541.88	134,662.77	140,000.00	5,337.23	96.2
TOTAL REVENUE		118,541.88	134,662.77	140,000.00	5,337.23	96.2
<u>CONTRIBUTIONS & TRANSFERS</u>						
24-39-500	CONTRIBUTION FROM FUND BAL	.00	.00	.00	.00	.0
24-39-900	FUND BAL TO BE APPROPRIATED	.00	.00	.00	.00	.0
TOTAL CONTRIBUTIONS & TRANSFERS		.00	.00	.00	.00	.0
TOTAL FUND REVENUE		118,541.88	134,662.77	140,000.00	5,337.23	96.2

SOUTH WEBER CITY CORPORATION
 EXPENDITURES WITH COMPARISON TO BUDGET
 FOR THE 2 MONTHS ENDING AUGUST 31, 2021

#4c Aug Budget

ROAD IMPACT FEE FUND

	PERIOD ACTUAL	YTD ACTUAL	BUDGET	UNEXPENDED	PCNT
<u>EXPENDITURES</u>					
24-40-760 PROJECTS	.00	.00	140,000.00	140,000.00	.0
24-40-799 FACILITIES	.00	.00	.00	.00	.0
24-40-900 TRANSFER TO FUND BALANCE	.00	.00	.00	.00	.0
TOTAL EXPENDITURES	.00	.00	140,000.00	140,000.00	.0
TOTAL FUND EXPENDITURES	.00	.00	140,000.00	140,000.00	.0
NET REVENUE OVER EXPENDITURES	118,541.88	134,662.77	.00	(134,662.77)	.0

SOUTH WEBER CITY CORPORATION
 REVENUES WITH COMPARISON TO BUDGET
 FOR THE 2 MONTHS ENDING AUGUST 31, 2021

#4c Aug Budget

COUNTRY FAIR DAYS FUND

	PERIOD ACTUAL	YTD ACTUAL	BUDGET	UNEXPENDED	PCNT
25-37-100 INTEREST EARNINGS	.00	.00	.00	.00	.0
TOTAL SOURCE 37	.00	.00	.00	.00	.0
TOTAL FUND REVENUE	.00	.00	.00	.00	.0
NET REVENUE OVER EXPENDITURES	.00	.00	.00	.00	.0

SOUTH WEBER CITY CORPORATION
 REVENUES WITH COMPARISON TO BUDGET
 FOR THE 2 MONTHS ENDING AUGUST 31, 2021

#4c Aug Budget

WATER IMPACT FEE FUND

		<u>PERIOD ACTUAL</u>	<u>YTD ACTUAL</u>	<u>BUDGET</u>	<u>UNEXPENDED</u>	<u>PCNT</u>
<u>REVENUE</u>						
26-37-100	INTEREST EARNINGS	.00	.00	1,000.00	1,000.00	.0
26-37-200	IMPACT FEES	20,704.00	32,350.00	120,000.00	87,650.00	27.0
	TOTAL REVENUE	<u>20,704.00</u>	<u>32,350.00</u>	<u>121,000.00</u>	<u>88,650.00</u>	<u>26.7</u>
 <u>CONTRIBUTIONS & TRANSFERS</u>						
26-39-900	FND BALANCE TO BE APPROPRIATED	.00	.00	4,000.00	4,000.00	.0
	TOTAL CONTRIBUTIONS & TRANSFERS	<u>.00</u>	<u>.00</u>	<u>4,000.00</u>	<u>4,000.00</u>	<u>.0</u>
	 TOTAL FUND REVENUE	 <u>20,704.00</u>	 <u>32,350.00</u>	 <u>125,000.00</u>	 <u>92,650.00</u>	 <u>25.9</u>

SOUTH WEBER CITY CORPORATION
 EXPENDITURES WITH COMPARISON TO BUDGET
 FOR THE 2 MONTHS ENDING AUGUST 31, 2021

#4c Aug Budget

WATER IMPACT FEE FUND

		PERIOD ACTUAL	YTD ACTUAL	BUDGET	UNEXPENDED	PCNT
<u>DEPARTMENT 40</u>						
26-40-760	PROJECTS	.00	.00	.00	.00	.0
26-40-799	FACILITIES	.00	.00	.00	.00	.0
TOTAL DEPARTMENT 40		.00	.00	.00	.00	.0
<u>TRANSFERS</u>						
26-80-800	TRANSFERS	.00	.00	95,000.00	95,000.00	.0
26-80-900	CONTRIBUTION TO FUND BALANCE	.00	.00	30,000.00	30,000.00	.0
TOTAL TRANSFERS		.00	.00	125,000.00	125,000.00	.0
TOTAL FUND EXPENDITURES		.00	.00	125,000.00	125,000.00	.0
NET REVENUE OVER EXPENDITURES		20,704.00	32,350.00	.00	(32,350.00)	.0

SOUTH WEBER CITY CORPORATION
 REVENUES WITH COMPARISON TO BUDGET
 FOR THE 2 MONTHS ENDING AUGUST 31, 2021

#4c Aug Budget

RECREATION IMPACT FEE FUND

		PERIOD ACTUAL	YTD ACTUAL	BUDGET	UNEXPENDED	PCNT
<u>REVENUE</u>						
27-37-100	INTEREST EARNINGS	.00	.00	1,000.00	1,000.00	.0
27-37-200	IMPACT FEES	5,004.00	12,510.00	65,000.00	52,490.00	19.3
	TOTAL REVENUE	5,004.00	12,510.00	66,000.00	53,490.00	19.0
<u>CONTRIBUTIONS & TRANSFERS</u>						
27-39-470	TRANSFER FROM OTHER FUNDS	.00	.00	.00	.00	.0
27-39-900	FUND BAL TO BE APPROPRIATED	.00	.00	.00	.00	.0
	TOTAL CONTRIBUTIONS & TRANSFERS	.00	.00	.00	.00	.0
	TOTAL FUND REVENUE	5,004.00	12,510.00	66,000.00	53,490.00	19.0

SOUTH WEBER CITY CORPORATION
 EXPENDITURES WITH COMPARISON TO BUDGET
 FOR THE 2 MONTHS ENDING AUGUST 31, 2021

#4c Aug Budget

RECREATION IMPACT FEE FUND

		PERIOD ACTUAL	YTD ACTUAL	BUDGET	UNEXPENDED	PCNT
<u>EXPENDITURES</u>						
27-40-760	PROJECTS	.00	.00	.00	.00	.0
27-40-799	FACILITIES	.00	.00	.00	.00	.0
	TOTAL EXPENDITURES	.00	.00	.00	.00	.0
<u>DEPARTMENT 80</u>						
27-80-800	TRANSFERS	.00	.00	66,000.00	66,000.00	.0
	TOTAL DEPARTMENT 80	.00	.00	66,000.00	66,000.00	.0
	TOTAL FUND EXPENDITURES	.00	.00	66,000.00	66,000.00	.0
	NET REVENUE OVER EXPENDITURES	5,004.00	12,510.00	.00	(12,510.00)	.0

SOUTH WEBER CITY CORPORATION
 REVENUES WITH COMPARISON TO BUDGET
 FOR THE 2 MONTHS ENDING AUGUST 31, 2021

#4c Aug Budget

PUBLIC SAFETY IMPACT FEE FUND

	PERIOD ACTUAL	YTD ACTUAL	BUDGET	UNEXPENDED	PCNT
<u>REVENUE</u>					
29-37-100 INTEREST EARNINGS	.00	.00	.00	.00	.0
29-37-200 IMPACT FEES	1,729.18	2,863.18	12,000.00	9,136.82	23.9
	<hr/>	<hr/>	<hr/>	<hr/>	<hr/>
TOTAL REVENUE	1,729.18	2,863.18	12,000.00	9,136.82	23.9
<u>CONTRIBUTIONS & TRANSFERS</u>					
29-39-470 TRANSFER FROM OTHER FUNDS	.00	.00	.00	.00	.0
29-39-900 FUND BAL TO BE APPROPRIATED	.00	.00	.00	.00	.0
	<hr/>	<hr/>	<hr/>	<hr/>	<hr/>
TOTAL CONTRIBUTIONS & TRANSFERS	.00	.00	.00	.00	.0
	<hr/>	<hr/>	<hr/>	<hr/>	<hr/>
TOTAL FUND REVENUE	1,729.18	2,863.18	12,000.00	9,136.82	23.9

SOUTH WEBER CITY CORPORATION
 EXPENDITURES WITH COMPARISON TO BUDGET
 FOR THE 2 MONTHS ENDING AUGUST 31, 2021

#4c Aug Budget

PUBLIC SAFETY IMPACT FEE FUND

		PERIOD ACTUAL	YTD ACTUAL	BUDGET	UNEXPENDED	PCNT
<u>EXPENDITURES</u>						
29-40-760	PROJECTS	.00	.00	.00	.00	.0
29-40-799	FACILITIES	.00	.00	.00	.00	.0
	TOTAL EXPENDITURES	.00	.00	.00	.00	.0
<u>DEPARTMENT 80</u>						
29-80-800	TRANSFERS	.00	.00	12,000.00	12,000.00	.0
	TOTAL DEPARTMENT 80	.00	.00	12,000.00	12,000.00	.0
	TOTAL FUND EXPENDITURES	.00	.00	12,000.00	12,000.00	.0
	NET REVENUE OVER EXPENDITURES	1,729.18	2,863.18	.00	(2,863.18)	.0

SOUTH WEBER CITY CORPORATION
 REVENUES WITH COMPARISON TO BUDGET
 FOR THE 2 MONTHS ENDING AUGUST 31, 2021

#4c Aug Budget

CAPITAL PROJECTS FUND

	PERIOD ACTUAL	YTD ACTUAL	BUDGET	UNEXPENDED	PCNT
<u>SOURCE 31</u>					
45-31-300 SALES AND USE TAX	.00	.00	200,000.00	200,000.00	.0
TOTAL SOURCE 31	.00	.00	200,000.00	200,000.00	.0
<u>INTERGOVERNMENTAL REVENUE</u>					
45-33-400 STATE GRANTS	.00	.00	.00	.00	.0
45-33-500 FEDERAL GRANT - CARES ACT	.00	.00	.00	.00	.0
TOTAL INTERGOVERNMENTAL REVENUE	.00	.00	.00	.00	.0
<u>CHARGES FOR SERVICES</u>					
45-34-270 DEVELOPER PMTS FOR IMPROV.	.00	.00	.00	.00	.0
45-34-435 DONATIONS - CMP RAIL ROAD	.00	.00	.00	.00	.0
45-34-440 CONTRIBUTIONS	.00	.00	.00	.00	.0
45-34-445 CONTRIBUTIONS - RESTRICTED	1,000.00	1,000.00	.00	(1,000.00)	.0
TOTAL CHARGES FOR SERVICES	1,000.00	1,000.00	.00	(1,000.00)	.0
<u>MISCELLANEOUS REVENUE</u>					
45-36-100 INTEREST EARNINGS	.00	.00	5,000.00	5,000.00	.0
45-36-110 SALE OF PROPERTY	.00	.00	.00	.00	.0
TOTAL MISCELLANEOUS REVENUE	.00	.00	5,000.00	5,000.00	.0
<u>CONTRIBUTIONS AND TRANSFERS</u>					
45-39-380 FUND SURPLUS-UNRESTRICTED	.00	.00	.00	.00	.0
45-39-470 TRANSFER FROM OTHER FUNDS	.00	.00	.00	.00	.0
45-39-500 FUND BALANCE TO BE APPROPRIATE	.00	.00	.00	.00	.0
45-39-800 TRANSFER FROM IMPACT FEES	.00	.00	1,083,000.00	1,083,000.00	.0
45-39-810 TRANSFER FROM CLASS "C"	.00	.00	.00	.00	.0
45-39-900 FUND BAL TO BE APPROPRIATED	.00	.00	632,000.00	632,000.00	.0
TOTAL CONTRIBUTIONS AND TRANSFERS	.00	.00	1,715,000.00	1,715,000.00	.0
TOTAL FUND REVENUE	1,000.00	1,000.00	1,920,000.00	1,919,000.00	.1

SOUTH WEBER CITY CORPORATION
EXPENDITURES WITH COMPARISON TO BUDGET
FOR THE 2 MONTHS ENDING AUGUST 31, 2021

#4c Aug Budget

CAPITAL PROJECTS FUND

	PERIOD ACTUAL	YTD ACTUAL	BUDGET	UNEXPENDED	PCNT
45-43-730 ADMIN - IMPROV OTHER THAN BLDG	529.50	529.50	50,000.00	49,470.50	1.1
45-43-740 EQUIPMENT	.00	.00	26,000.00	26,000.00	.0
TOTAL DEPARTMENT 43	529.50	529.50	76,000.00	75,470.50	.7
<u>DEPARTMENT 57</u>					
45-57-720 BUILDINGS	161.25	161.25	.00 (161.25)	.0
45-57-730 IMPROV. OTHER THAN BLDGS.	.00	.00	125,000.00	125,000.00	.0
45-57-740 EQUIPMENT	.00	.00	115,000.00	115,000.00	.0
TOTAL DEPARTMENT 57	161.25	161.25	240,000.00	239,838.75	.1
<u>DEPARTMENT 58</u>					
45-58-740 EQUIPMENT	.00	.00	5,000.00	5,000.00	.0
TOTAL DEPARTMENT 58	.00	.00	5,000.00	5,000.00	.0
<u>DEPARTMENT 60</u>					
45-60-710 LAND	.00	.00	.00	.00	.0
45-60-720 1040BUILDINGS	.00	.00	.00	.00	.0
45-60-730 STREETS-IMP OTHER THAN BLDG	1,527.00	4,021.75	240,000.00	235,978.25	1.7
45-60-740 EQUIPMENT	.00	.00	77,000.00	77,000.00	.0
TOTAL DEPARTMENT 60	1,527.00	4,021.75	317,000.00	312,978.25	1.3
<u>DEPARTMENT 70</u>					
45-70-710 LAND	.00	.00	.00	.00	.0
45-70-730 IMPROVEMENTS OTHER THAN BLDGS	200,678.16	402,868.78	1,244,000.00	841,131.22	32.4
45-70-740 EQUIPMENT	.00	.00	38,000.00	38,000.00	.0
TOTAL DEPARTMENT 70	200,678.16	402,868.78	1,282,000.00	879,131.22	31.4
<u>DEPARTMENT 90</u>					
45-90-850 TRANSFER TO TRANS. UTIL. FUND	.00	.00	.00	.00	.0
45-90-900 TRANSFER TO FUND BALANCE	.00	.00	.00	.00	.0
TOTAL DEPARTMENT 90	.00	.00	.00	.00	.0

SOUTH WEBER CITY CORPORATION
 EXPENDITURES WITH COMPARISON TO BUDGET
 FOR THE 2 MONTHS ENDING AUGUST 31, 2021

#4c Aug Budget

CAPITAL PROJECTS FUND

	PERIOD ACTUAL	YTD ACTUAL	BUDGET	UNEXPENDED	PCNT
TOTAL FUND EXPENDITURES	202,895.91	407,581.28	1,920,000.00	1,512,418.72	21.2
NET REVENUE OVER EXPENDITURES	(201,895.91)	(406,581.28)	.00	406,581.28	.0

SOUTH WEBER CITY CORPORATION
 REVENUES WITH COMPARISON TO BUDGET
 FOR THE 2 MONTHS ENDING AUGUST 31, 2021

#4c Aug Budget

WATER UTILITY FUND

	PERIOD ACTUAL	YTD ACTUAL	BUDGET	UNEXPENDED	PCNT
<u>INTERGOVERNMENTAL REVENUE</u>					
51-33-500 FEDERAL GRANT - CARES ACT	.00	.00	.00	.00	.0
TOTAL INTERGOVERNMENTAL REVENUE	.00	.00	.00	.00	.0
<u>SOURCE 34</u>					
51-34-270 DEVELOPER PMTS FOR IMPROVMNTS	.00	.00	.00	.00	.0
TOTAL SOURCE 34	.00	.00	.00	.00	.0
<u>MISCELLANEOUS REVENUE</u>					
51-36-100 INTEREST EARNINGS	.00	.00	25,000.00	25,000.00	.0
51-36-300 MISC UTILITY REVENUE	.00	5.00	.00	(5.00)	.0
TOTAL MISCELLANEOUS REVENUE	.00	5.00	25,000.00	24,995.00	.0
<u>WATER UTILITIES REVENUE</u>					
51-37-100 WATER SALES	134,152.54	263,488.20	1,515,000.00	1,251,511.80	17.4
51-37-105 WATER CONNECTION FEE	1,590.00	3,975.00	20,000.00	16,025.00	19.9
51-37-130 PENALTIES	3,585.00	7,395.00	40,000.00	32,605.00	18.5
TOTAL WATER UTILITIES REVENUE	139,327.54	274,858.20	1,575,000.00	1,300,141.80	17.5
<u>SOURCE 38</u>					
51-38-820 CONTRIBUTIONS FROM IMPACT FEES	.00	.00	95,000.00	95,000.00	.0
51-38-900 SUNDRY REVENUES	.00	.00	.00	.00	.0
51-38-910 CAPITAL CONTRIBUTIONS	.00	.00	.00	.00	.0
51-38-920 GAIN/LOSS ON SALE OF ASSETS	.00	.00	.00	.00	.0
TOTAL SOURCE 38	.00	.00	95,000.00	95,000.00	.0
<u>CONTRIBUTIONS AND TRANSFERS</u>					
51-39-470 TRANSFER FROM OTHER FUNDS	.00	.00	.00	.00	.0
51-39-900 FUND BAL TO BE APPROPRIATED	.00	.00	1,542,000.00	1,542,000.00	.0
TOTAL CONTRIBUTIONS AND TRANSFERS	.00	.00	1,542,000.00	1,542,000.00	.0
TOTAL FUND REVENUE	139,327.54	274,863.20	3,237,000.00	2,962,136.80	8.5

SOUTH WEBER CITY CORPORATION
EXPENDITURES WITH COMPARISON TO BUDGET
FOR THE 2 MONTHS ENDING AUGUST 31, 2021

#4c Aug Budget

WATER UTILITY FUND

EXPENDITURES	PERIOD ACTUAL	YTD ACTUAL	BUDGET	UNEXPENDED	PCNT
51-40-110 FULL-TIME EMPLOYEE SALARIES	8,145.63	13,607.14	97,000.00	83,392.86	14.0
51-40-120 PART-TIME EMPLOYEE SALARIES	.00	.00	.00	.00	.0
51-40-130 EMPLOYEE BENEFIT - RETIREMENT	1,718.61	2,788.02	23,000.00	20,211.98	12.1
51-40-131 EMPLOYEE BENEFIT-EMPLOYER FICA	666.02	1,112.40	8,000.00	6,887.60	13.9
51-40-133 EMPLOYEE BENEFIT - WORK. COMP.	388.08	652.49	3,000.00	2,347.51	21.8
51-40-134 EMPLOYEE BENEFIT - UI	.00	.00	.00	.00	.0
51-40-135 EMPLOYEE BENEFIT - HEALTH INS.	789.81	1,316.33	19,000.00	17,683.67	6.9
51-40-137 EMPLOYEE TESTING	.00	.00	.00	.00	.0
51-40-140 UNIFORMS	61.49	184.46	2,000.00	1,815.54	9.2
51-40-210 BOOKS/SUBSCRIPTIONS/MEMBERSHIP	.00	.00	3,000.00	3,000.00	.0
51-40-230 TRAVEL & TRAINING	.00	.00	4,000.00	4,000.00	.0
51-40-240 OFFICE SUPPLIES & EXPENSE	40.53	76.31	1,000.00	923.69	7.6
51-40-250 EQUIPMENT SUPPLIES & MAINT.	.00	2,226.67	10,000.00	7,773.33	22.3
51-40-255 VEHICLE LEASE	.00	.00	.00	.00	.0
51-40-256 FUEL EXPENSE	.00	629.03	5,000.00	4,370.97	12.6
51-40-260 BUILDINGS & GROUNDS MAINT.	.00	.00	5,000.00	5,000.00	.0
51-40-262 GENERAL GOVERNMENT BUILDINGS	.00	.00	.00	.00	.0
51-40-270 UTILITIES	86.94	86.94	14,000.00	13,913.06	.6
51-40-280 TELEPHONE	175.91	320.96	3,000.00	2,679.04	10.7
51-40-312 PROFESSIONAL & TECH. - ENGINR	399.75	399.75	10,000.00	9,600.25	4.0
51-40-318 PROFESSIONAL TECHNICAL	.00	.00	2,000.00	2,000.00	.0
51-40-325 PROFESSIONAL/TECHICAL - MAPS/G	191.25	935.00	5,000.00	4,065.00	18.7
51-40-350 SOFTWARE MAINTENANCE	.00	.00	8,000.00	8,000.00	.0
51-40-370 UTILITY BILLING	602.99	1,279.16	14,000.00	12,720.84	9.1
51-40-480 SPECIAL WATER SUPPLIES	.00	1,077.00	3,000.00	1,923.00	35.9
51-40-481 WATER PURCHASES	.00	.00	363,000.00	363,000.00	.0
51-40-483 EMERGENCY LEAKS & REPAIRS	.00	.00	.00	.00	.0
51-40-485 FIRE HYDRANT UPDATE	.00	.00	50,000.00	50,000.00	.0
51-40-490 O & M CHARGE	7,762.45	9,139.85	100,000.00	90,860.15	9.1
51-40-495 METER REPLACEMENTS	.00	.00	100,000.00	100,000.00	.0
51-40-530 INTEREST EXPENSE	.00	.00	121,000.00	121,000.00	.0
51-40-540 CUSTOMER ASSISTANCE PROGRAM	.00	.00	.00	.00	.0
51-40-550 BANKING CHARGES	.00	.00	4,000.00	4,000.00	.0
51-40-650 DEPRECIATION	.00	.00	235,000.00	235,000.00	.0
51-40-730 IMPROVEMENTS OTHER THAN BLDGS	1,983.00	3,887.25	1,800,000.00	1,796,112.75	.2
51-40-740 EQUIPMENT	.00	.00	.00	.00	.0
51-40-750 CAPITAL OUTLAY - VEHICLES	.00	.00	58,000.00	58,000.00	.0
51-40-811 BOND PRINCIPAL	.00	.00	95,000.00	95,000.00	.0
51-40-900 TRANSFER TO FUND BALANCE	.00	.00	.00	.00	.0
51-40-915 TRANSFER TO ADMIN SERVICES	.00	.00	72,000.00	72,000.00	.0
51-40-950 CONTRI. TO FUND BALANCE - RSRV	.00	.00	.00	.00	.0
TOTAL EXPENDITURES	23,012.46	39,718.76	3,237,000.00	3,197,281.24	1.2

SOUTH WEBER CITY CORPORATION
 EXPENDITURES WITH COMPARISON TO BUDGET
 FOR THE 2 MONTHS ENDING AUGUST 31, 2021

#4c Aug Budget

WATER UTILITY FUND

	PERIOD ACTUAL	YTD ACTUAL	BUDGET	UNEXPENDED	PCNT
<u>DEPARTMENT 80</u>					
51-80-512 CONTRIBUTIONS	.00	.00	.00	.00	.0
TOTAL DEPARTMENT 80	.00	.00	.00	.00	.0
 TOTAL FUND EXPENDITURES	 23,012.46	 39,718.76	 3,237,000.00	 3,197,281.24	 1.2
 NET REVENUE OVER EXPENDITURES	 116,315.08	 235,144.44	 .00	 (235,144.44)	 .0

SOUTH WEBER CITY CORPORATION
 REVENUES WITH COMPARISON TO BUDGET
 FOR THE 2 MONTHS ENDING AUGUST 31, 2021

#4c Aug Budget

SEWER UTILITY FUND

	PERIOD ACTUAL	YTD ACTUAL	BUDGET	UNEXPENDED	PCNT
<u>MISCELLANEOUS REVENUE</u>					
52-36-100 INTEREST EARNINGS	.00	.00	20,000.00	20,000.00	.0
TOTAL MISCELLANEOUS REVENUE	.00	.00	20,000.00	20,000.00	.0
<u>SEWER UTILITIES REVENUE</u>					
52-37-300 SEWER SALES	85,498.26	172,127.61	1,050,000.00	877,872.39	16.4
52-37-360 CWDIS 5% RETAINAGE	4,186.00	5,311.00	10,000.00	4,689.00	53.1
52-37-400 CWSID SEWER CONN FEES PAYABLE	.00	.00	.00	.00	.0
TOTAL SEWER UTILITIES REVENUE	89,684.26	177,438.61	1,060,000.00	882,561.39	16.7
<u>SOURCE 38</u>					
52-38-820 CONTRIBUTION FROM IMPACT FEES	.00	.00	400,000.00	400,000.00	.0
52-38-910 CAPITAL CONTRIBUTIONS	.00	.00	.00	.00	.0
52-38-920 GAIN/LOSS ON SALE OF ASSETS	.00	.00	.00	.00	.0
TOTAL SOURCE 38	.00	.00	400,000.00	400,000.00	.0
<u>SOURCE 39</u>					
52-39-900 FUND BAL TO BE APPROPRIATED	.00	.00	495,000.00	495,000.00	.0
TOTAL SOURCE 39	.00	.00	495,000.00	495,000.00	.0
TOTAL FUND REVENUE	89,684.26	177,438.61	1,975,000.00	1,797,561.39	9.0

SOUTH WEBER CITY CORPORATION
EXPENDITURES WITH COMPARISON TO BUDGET
FOR THE 2 MONTHS ENDING AUGUST 31, 2021

#4c Aug Budget

SEWER UTILITY FUND

	PERIOD ACTUAL	YTD ACTUAL	BUDGET	UNEXPENDED	PCNT
<u>EXPENDITURES</u>					
52-40-110 FULL-TIME EMPLOYEE SALARIES	8,875.30	14,538.13	47,000.00	32,461.87	30.9
52-40-120 PART-TIME EMPLOYEE SALARIES	.00	.00	.00	.00	.0
52-40-130 EMPLOYEE BENEFIT - RETIREMENT	1,871.94	2,996.13	12,000.00	9,003.87	25.0
52-40-131 EMPLOYEE BENEFIT-EMPLOYER FICA	650.21	1,064.28	4,000.00	2,935.72	26.6
52-40-133 EMPLOYEE BENEFIT - WORK. COMP.	379.37	625.25	2,000.00	1,374.75	31.3
52-40-134 EMPLOYEE BENEFIT - UI	.00	.00	.00	.00	.0
52-40-135 EMPLOYEE BENEFIT - HEALTH INS.	1,702.78	2,837.96	12,000.00	9,162.04	23.7
52-40-140 UNIFORMS	30.73	92.17	900.00	807.83	10.2
52-40-210 BOOKS/SUBSCRIPTIONS/MEMBERSHIP	.00	.00	.00	.00	.0
52-40-230 TRAVEL & TRAINING	.00	.00	4,000.00	4,000.00	.0
52-40-240 OFFICE SUPPLIES & EXPENSE	40.53	76.31	1,000.00	923.69	7.6
52-40-250 EQUIPMENT SUPPLIES & MAINT.	.00	.00	5,000.00	5,000.00	.0
52-40-255 VEHICLE LEASE	.00	.00	.00	.00	.0
52-40-256 FUEL EXPENSE	.00	200.78	1,000.00	799.22	20.1
52-40-260 BUILDINGS & GROUNDS MAINT.	.00	.00	.00	.00	.0
52-40-270 UTILITIES	.00	.00	600.00	600.00	.0
52-40-280 TELEPHONE	3.30	18.74	.00	(18.74)	.0
52-40-312 PROFESSIONAL & TECH. - ENGINR	.00	.00	21,000.00	21,000.00	.0
52-40-325 PROFESSIONAL/TECHICAL - MAPS/G	.00	1,155.25	1,000.00	(155.25)	115.5
52-40-350 SOFTWARE MAINTENANCE	.00	.00	4,000.00	4,000.00	.0
52-40-370 UTILITY BILLING	419.47	891.52	9,000.00	8,108.48	9.9
52-40-490 O & M CHARGE	.00	737.50	35,000.00	34,262.50	2.1
52-40-491 SEWER TREATMENT FEE	120,653.00	120,653.00	536,000.00	415,347.00	22.5
52-40-496 CONNECTION FEE - CWSID	.00	.00	.00	.00	.0
52-40-530 INTEREST EXPENSE	.00	.00	.00	.00	.0
52-40-550 BANKING CHARGES	.00	.00	3,500.00	3,500.00	.0
52-40-650 DEPRECIATION	.00	.00	143,000.00	143,000.00	.0
52-40-690 PROJECTS	.00	.00	1,090,000.00	1,090,000.00	.0
52-40-900 TRANSFER TO FUND BALANCE	.00	.00	.00	.00	.0
52-40-915 TRANSFER TO ADMIN SERVICES	.00	.00	43,000.00	43,000.00	.0
52-40-950 CONTRI. TO FUND BALANCE - RSRV	.00	.00	.00	.00	.0
TOTAL EXPENDITURES	134,626.63	145,887.02	1,975,000.00	1,829,112.98	7.4
<u>TRANSFERS AND CONTRIBUTIONS</u>					
52-80-512 CONTRIBUTIONS	.00	.00	.00	.00	.0
TOTAL TRANSFERS AND CONTRIBUTIONS	.00	.00	.00	.00	.0
TOTAL FUND EXPENDITURES	134,626.63	145,887.02	1,975,000.00	1,829,112.98	7.4
NET REVENUE OVER EXPENDITURES	(44,942.37)	31,551.59	.00	(31,551.59)	.0

SOUTH WEBER CITY CORPORATION
 REVENUES WITH COMPARISON TO BUDGET
 FOR THE 2 MONTHS ENDING AUGUST 31, 2021

#4c Aug Budget

SANITATION UTILITY FUND

	PERIOD ACTUAL	YTD ACTUAL	BUDGET	UNEXPENDED	PCNT
<u>MISCELLANEOUS REVENUE</u>					
53-36-100 INTEREST EARNINGS	.00	.00	2,000.00	2,000.00	.0
TOTAL MISCELLANEOUS REVENUE	.00	.00	2,000.00	2,000.00	.0
<u>SANITATION UTILITIES REVENUE</u>					
53-37-700 SANITATION FEES	43,051.20	85,979.99	496,000.00	410,020.01	17.3
TOTAL SANITATION UTILITIES REVENUE	43,051.20	85,979.99	496,000.00	410,020.01	17.3
<u>SOURCE 38</u>					
53-38-920 GAIN/LOSS ON SALE OF ASSETS	.00	.00	.00	.00	.0
TOTAL SOURCE 38	.00	.00	.00	.00	.0
<u>SOURCE 39</u>					
53-39-900 FUND BAL TO BE APPROPRIATED	.00	.00	26,000.00	26,000.00	.0
TOTAL SOURCE 39	.00	.00	26,000.00	26,000.00	.0
TOTAL FUND REVENUE	43,051.20	85,979.99	524,000.00	438,020.01	16.4

SOUTH WEBER CITY CORPORATION
 EXPENDITURES WITH COMPARISON TO BUDGET
 FOR THE 2 MONTHS ENDING AUGUST 31, 2021

#4c Aug Budget

SANITATION UTILITY FUND

	PERIOD ACTUAL	YTD ACTUAL	BUDGET	UNEXPENDED	PCNT
<u>EXPENDITURES</u>					
53-40-110 FULL-TIME EMPLOYEE SALARIES	230.89	382.40	16,000.00	15,617.60	2.4
53-40-120 PART-TIME EMPLOYEE SALARIES	.00	.00	.00	.00	.0
53-40-130 EMPLOYEE BENEFIT - RETIREMENT	42.02	69.59	4,000.00	3,930.41	1.7
53-40-131 EMPLOYEE BENEFIT-EMPLOYER FICA	17.22	28.51	1,200.00	1,171.49	2.4
53-40-133 EMPLOYEE BENEFIT - WORK. COMP.	9.74	16.13	500.00	483.87	3.2
53-40-134 EMPLOYEE BENEFIT - UI	.00	.00	.00	.00	.0
53-40-135 EMPLOYEE BENEFIT - HEALTH INS.	56.10	93.50	6,000.00	5,906.50	1.6
53-40-140 UNIFORMS	.00	.00	100.00	100.00	.0
53-40-240 OFFICE SUPPLIES & EXPENSE	.00	.00	.00	.00	.0
53-40-250 EQUIPMENT SUPPLIES & MAINT.	.00	38,364.89	42,000.00	3,635.11	91.3
53-40-251 VEHICLE MAINT & SUPPLIES	.00	.00	.00	.00	.0
53-40-255 VEHICLE LEASE	.00	.00	.00	.00	.0
53-40-256 FUEL EXPENSE	.00	.00	.00	.00	.0
53-40-280 TELEPHONE	.00	13.24	.00	(13.24)	.0
53-40-350 SOFTWARE MAINTENANCE	.00	.00	2,400.00	2,400.00	.0
53-40-370 UTILITY BILLING	196.63	405.96	4,300.00	3,894.04	9.4
53-40-492 SANITATION FEE CHARGES	34,170.54	68,206.04	410,000.00	341,793.96	16.6
53-40-550 BANKING CHARGES	.00	.00	1,000.00	1,000.00	.0
53-40-650 DEPRECIATION	.00	.00	.00	.00	.0
53-40-900 CONTRIBUTION TO FUND BALANCE	.00	.00	.00	.00	.0
53-40-915 TRANSFER TO ADMIN SERVICES	.00	.00	36,500.00	36,500.00	.0
TOTAL EXPENDITURES	34,723.14	107,580.26	524,000.00	416,419.74	20.5
TOTAL FUND EXPENDITURES	34,723.14	107,580.26	524,000.00	416,419.74	20.5
NET REVENUE OVER EXPENDITURES	8,328.06	(21,600.27)	.00	21,600.27	.0

SOUTH WEBER CITY CORPORATION
 REVENUES WITH COMPARISON TO BUDGET
 FOR THE 2 MONTHS ENDING AUGUST 31, 2021

#4c Aug Budget

STORM SEWER UTILITY FUND

	PERIOD ACTUAL	YTD ACTUAL	BUDGET	UNEXPENDED	PCNT
<hr/>					
54-33-400 STATE GRANT	.00	.00	.00	.00	.0
TOTAL SOURCE 33	.00	.00	.00	.00	.0
<hr/>					
SOURCE 34					
54-34-270 DEVELOPER PMTS FOR IMPROVEMENT	.00	.00	.00	.00	.0
TOTAL SOURCE 34	.00	.00	.00	.00	.0
<hr/>					
MISCELLANEOUS REVENUE					
54-36-100 INTEREST EARNINGS	.00	.00	1,000.00	1,000.00	.0
TOTAL MISCELLANEOUS REVENUE	.00	.00	1,000.00	1,000.00	.0
<hr/>					
STORM SEWER UTILITIES REVENUE					
54-37-450 STORM SEWER REVENUE	16,885.59	33,768.75	239,000.00	205,231.25	14.1
TOTAL STORM SEWER UTILITIES REVENUE	16,885.59	33,768.75	239,000.00	205,231.25	14.1
<hr/>					
SOURCE 38					
54-38-820 TFR FROM STORM SWR IMPACT FEE	.00	.00	40,000.00	40,000.00	.0
54-38-900 SUNDRY REVENUES	.00	.00	.00	.00	.0
54-38-910 CAPITAL CONTRIBUTIONS	.00	.00	.00	.00	.0
54-38-920 GAIN/LOSS ON SALE OF ASSETS	.00	.00	.00	.00	.0
TOTAL SOURCE 38	.00	.00	40,000.00	40,000.00	.0
<hr/>					
SOURCE 39					
54-39-900 FUND BAL TO BE APPROPRIATED	.00	.00	29,000.00	29,000.00	.0
TOTAL SOURCE 39	.00	.00	29,000.00	29,000.00	.0
<hr/>					
TOTAL FUND REVENUE	16,885.59	33,768.75	309,000.00	275,231.25	10.9

SOUTH WEBER CITY CORPORATION
EXPENDITURES WITH COMPARISON TO BUDGET
FOR THE 2 MONTHS ENDING AUGUST 31, 2021

#4c Aug Budget

STORM SEWER UTILITY FUND

	PERIOD ACTUAL	YTD ACTUAL	BUDGET	UNEXPENDED	PCNT
<u>EXPENDITURES</u>					
54-40-110 FULL-TIME EMPLOYEE SALARIES	3,045.69	5,152.40	21,000.00	15,847.60	24.5
54-40-120 PART-TIME EMPLOYEE SALARIES	.00	.00	.00	.00	.0
54-40-130 EMPLOYEE BENEFIT - RETIREMENT	638.36	1,079.84	5,000.00	3,920.16	21.6
54-40-131 EMPLOYEE BENEFIT-EMPLOYER FICA	216.30	366.34	2,000.00	1,633.66	18.3
54-40-133 EMPLOYEE BENEFIT - WORK. COMP.	157.66	266.80	1,000.00	733.20	26.7
54-40-134 EMPLOYEE BENEFIT - UI	.00	.00	.00	.00	.0
54-40-135 EMPLOYEE BENEFIT - HEALTH INS.	1,570.06	2,616.76	11,000.00	8,383.24	23.8
54-40-140 UNIFORMS	30.73	92.17	500.00	407.83	18.4
54-40-230 TRAVEL & TRAINING	.00	.00	2,000.00	2,000.00	.0
54-40-240 OFFICE SUPPLIES & EXPENSE	.00	.00	.00	.00	.0
54-40-250 EQUIPMENT SUPPLIES & MAINT.	.00	.00	1,200.00	1,200.00	.0
54-40-255 VEHICLE LEASE	.00	.00	.00	.00	.0
54-40-256 FUEL EXPENSE	.00	125.42	500.00	374.58	25.1
54-40-270 UTILITIES	.00	.00	300.00	300.00	.0
54-40-280 TELEPHONE	.00	.00	.00	.00	.0
54-40-312 PROFESSIONAL & TECH. - ENGINR	1,540.25	1,540.25	8,000.00	6,459.75	19.3
54-40-325 PROFESSIONAL/TECHICAL - MAPS/G	.00	956.25	15,000.00	14,043.75	6.4
54-40-331 PROMOTIONS	.00	.00	1,200.00	1,200.00	.0
54-40-350 SOFTWARE MAINTENANCE	.00	.00	5,300.00	5,300.00	.0
54-40-370 UTILITY BILLING	91.75	195.00	2,000.00	1,805.00	9.8
54-40-493 STORM SEWER O & M	.00	.00	30,000.00	30,000.00	.0
54-40-550 BANKING CHARGES	.00	.00	1,000.00	1,000.00	.0
54-40-650 DEPRECIATION	.00	.00	150,000.00	150,000.00	.0
54-40-690 PROJECTS	6,526.00	6,741.25	26,000.00	19,258.75	25.9
54-40-915 TRANSFER TO ADMIN SERVICES	.00	.00	26,000.00	26,000.00	.0
TOTAL EXPENDITURES	13,816.80	19,132.48	309,000.00	289,867.52	6.2
<u>DEPARTMENT 80</u>					
54-80-512 CONTRIBUTIONS	.00	.00	.00	.00	.0
TOTAL DEPARTMENT 80	.00	.00	.00	.00	.0
TOTAL FUND EXPENDITURES	13,816.80	19,132.48	309,000.00	289,867.52	6.2
NET REVENUE OVER EXPENDITURES	3,068.79	14,636.27	.00	(14,636.27)	.0

SOUTH WEBER CITY CORPORATION
 REVENUES WITH COMPARISON TO BUDGET
 FOR THE 2 MONTHS ENDING AUGUST 31, 2021

#4c Aug Budget

PENALTIES UTILITY FUND

		PERIOD ACTUAL	YTD ACTUAL	BUDGET	UNEXPENDED	PCNT
<u>MISCELLANEOUS REVENUE</u>						
55-36-100	INTEREST EARNINGS	.00	.00	.00	.00	.0
	TOTAL MISCELLANEOUS REVENUE	.00	.00	.00	.00	.0
<u>SOURCE 37</u>						
55-37-130	PENALTIES	.00	.00	.00	.00	.0
	TOTAL SOURCE 37	.00	.00	.00	.00	.0
	TOTAL FUND REVENUE	.00	.00	.00	.00	.0
	NET REVENUE OVER EXPENDITURES	.00	.00	.00	.00	.0

SOUTH WEBER CITY CORPORATION
 REVENUES WITH COMPARISON TO BUDGET
 FOR THE 2 MONTHS ENDING AUGUST 31, 2021

#4c Aug Budget

TRANSPORTATION UTILITY FUND

	PERIOD ACTUAL	YTD ACTUAL	BUDGET	UNEXPENDED	PCNT
<hr/>					
56-31-305 TRANSPORTATION - LOCAL OPTION	.00	.00	80,000.00	80,000.00	.0
TOTAL SOURCE 31	.00	.00	80,000.00	80,000.00	.0
<hr/>					
SOURCE 33					
56-33-560 CLASS "C" ROAD ALLOTMENT	.00	.00	80,000.00	80,000.00	.0
TOTAL SOURCE 33	.00	.00	80,000.00	80,000.00	.0
<hr/>					
SOURCE 34					
56-34-270 DEVELOPER PMTS FOR IMPROV.	.00	.00	10,000.00	10,000.00	.0
TOTAL SOURCE 34	.00	.00	10,000.00	10,000.00	.0
<hr/>					
SOURCE 36					
56-36-100 INTEREST EARNINGS	.00	.00	2,000.00	2,000.00	.0
TOTAL SOURCE 36	.00	.00	2,000.00	2,000.00	.0
<hr/>					
SOURCE 37					
56-37-800 TRANSPORTATION UTILITY FEE	36,435.52	72,865.55	420,000.00	347,134.45	17.4
TOTAL SOURCE 37	36,435.52	72,865.55	420,000.00	347,134.45	17.4
<hr/>					
CONTRIBUTIONS AND TRANSFERS					
56-39-091 TRANSFER FROM CAPITAL PROJECTS	.00	.00	.00	.00	.0
56-39-900 FUND BAL TO BE APPROPRIATED	.00	.00	300,000.00	300,000.00	.0
56-39-910 TRANSFER FROM CLASS "C" RES.	.00	.00	.00	.00	.0
TOTAL CONTRIBUTIONS AND TRANSFERS	.00	.00	300,000.00	300,000.00	.0
<hr/>					
TOTAL FUND REVENUE	36,435.52	72,865.55	892,000.00	819,134.45	8.2

SOUTH WEBER CITY CORPORATION
 EXPENDITURES WITH COMPARISON TO BUDGET
 FOR THE 2 MONTHS ENDING AUGUST 31, 2021

#4c Aug Budget

TRANSPORTATION UTILITY FUND

	PERIOD ACTUAL	YTD ACTUAL	BUDGET	UNEXPENDED	PCNT
<u>EXPENDITURES</u>					
56-76-312 PROFESSIONAL & TECH. - ENGINR	.00	.00	18,000.00	18,000.00	.0
56-76-424 CURB AND GUTTER RESTORATION	.00	.00	85,000.00	85,000.00	.0
56-76-425 STREET SEALING	.00	.00	.00	.00	.0
56-76-730 STREET PROJECTS	280,530.27	282,807.52	789,000.00	506,192.48	35.8
56-76-910 TRANSFER TO CAP. PROJ. FUND	.00	.00	.00	.00	.0
56-76-990 CONTRIBUTION TO FUND BALANCE	.00	.00	.00	.00	.0
TOTAL EXPENDITURES	280,530.27	282,807.52	892,000.00	609,192.48	31.7
TOTAL FUND EXPENDITURES	280,530.27	282,807.52	892,000.00	609,192.48	31.7
NET REVENUE OVER EXPENDITURES	(244,094.75)	(209,941.97)	.00	209,941.97	.0

SOUTH WEBER CITY CORPORATION
 REVENUES WITH COMPARISON TO BUDGET
 FOR THE 2 MONTHS ENDING AUGUST 31, 2021

#4c Aug Budget

FLEET MANAGEMENT

	PERIOD ACTUAL	YTD ACTUAL	BUDGET	UNEXPENDED	PCNT
60-34-981 INTERFUND CHARGE - ADMIN	.00	.00	2,000.00	2,000.00	.0
60-34-982 INTERFUND CHARGE - FIRE	.00	.00	115,000.00	115,000.00	.0
60-34-983 INTERFUND CHARGE - COMM SVS	.00	.00	5,000.00	5,000.00	.0
60-34-984 INTERFUND CHARGE - STREETS	.00	.00	47,000.00	47,000.00	.0
60-34-985 INTERFUND CHARGE - PARKS	.00	.00	25,000.00	25,000.00	.0
60-34-986 INTERFUND CHARGE - RECREATION	.00	.00	3,000.00	3,000.00	.0
60-34-987 INTERFUND CHARGE - WATER	.00	.00	58,000.00	58,000.00	.0
60-34-988 INTERFUND CHARGE - SEWER	.00	.00	6,000.00	6,000.00	.0
60-34-989 INTERFUND CHARGE - STORM DRAIN	.00	.00	6,000.00	6,000.00	.0
TOTAL SOURCE 34	.00	.00	267,000.00	267,000.00	.0
 SOURCE 36					
60-36-100 INTEREST EARNINGS	.00	.00	1,000.00	1,000.00	.0
60-36-400 SALE OF ASSETS	.00	.00	80,000.00	80,000.00	.0
TOTAL SOURCE 36	.00	.00	81,000.00	81,000.00	.0
 SOURCE 37					
60-37-450 TRANSFER FROM CAP .PRJ. - FIRE	.00	.00	255,000.00	255,000.00	.0
60-37-510 TRANSFER FROM WATER	.00	.00	25,000.00	25,000.00	.0
60-37-520 TRANSFER FROM SEWER	.00	.00	10,000.00	10,000.00	.0
60-37-540 TRANSFER FROM STORM DRAIN	.00	.00	10,000.00	10,000.00	.0
60-37-983 INTERFUND CHARGE - COMM. SVS.	.00	.00	.00	.00	.0
TOTAL SOURCE 37	.00	.00	300,000.00	300,000.00	.0
 TOTAL FUND REVENUE	 .00	 .00	 648,000.00	 648,000.00	 .0

SOUTH WEBER CITY CORPORATION
 EXPENDITURES WITH COMPARISON TO BUDGET
 FOR THE 2 MONTHS ENDING AUGUST 31, 2021

#4c Aug Budget

FLEET MANAGEMENT


	PERIOD ACTUAL	YTD ACTUAL	BUDGET	UNEXPENDED	PCNT
60-60-740 MACHINERY & EQUIPMENT	.00	.00	150,000.00	150,000.00	.0
60-60-960 CAPITAL LEASES - EQUIPMENT	.00	.00	101,000.00	101,000.00	.0
60-60-990 CONTRIB. TO FUND BALANCE	.00	.00	397,000.00	397,000.00	.0
TOTAL DEPARTMENT 60	.00	.00	648,000.00	648,000.00	.0
TOTAL FUND EXPENDITURES	.00	.00	648,000.00	648,000.00	.0
NET REVENUE OVER EXPENDITURES	.00	.00	.00	.00	.0

SOUTH WEBER CITY CORPORATION
 EXPENDITURES WITH COMPARISON TO BUDGET
 FOR THE 2 MONTHS ENDING AUGUST 31, 2021

#4c Aug Budget

GENERAL LONG-TERM DEBT

	PERIOD ACTUAL	YTD ACTUAL	BUDGET	UNEXPENDED	PCNT
95-43-139 PENSION EXPENSE	.00	.00	.00	.00	.0
TOTAL DEPARTMENT 43	.00	.00	.00	.00	.0
<u>DEPARTMENT 57</u>					
95-57-139 PENSION EXPENSE	.00	.00	.00	.00	.0
TOTAL DEPARTMENT 57	.00	.00	.00	.00	.0
<u>DEPARTMENT 60</u>					
95-60-139 PUBLIC WORKS PENSION EXP.	.00	.00	.00	.00	.0
TOTAL DEPARTMENT 60	.00	.00	.00	.00	.0
<u>DEPARTMENT 70</u>					
95-70-139 PARKS PENSION EXP.	.00	.00	.00	.00	.0
TOTAL DEPARTMENT 70	.00	.00	.00	.00	.0
<u>DEPARTMENT 71</u>					
95-71-139 RECREATION PENSION EXP.	.00	.00	.00	.00	.0
TOTAL DEPARTMENT 71	.00	.00	.00	.00	.0
TOTAL FUND EXPENDITURES	.00	.00	.00	.00	.0
NET REVENUE OVER EXPENDITURES	.00	.00	.00	.00	.0



Agenda Item Introduction

Council Meeting Date: 10-12-2021

Name: Lisa Smith

Agenda Item: Public Hearing: Proposition #14 RAP Tax

Background: On June 8th Council discussed the possibility of proposing a Recreation, Arts, and Parks (RAP) sales use tax for the upcoming election. On August 27, 2021 Resolution 21-44 was approved. The proposition was given the number 14 and it was placed on the ballot. A voter information pamphlet was prepared and mailed to every household in South Weber City. This hearing is to allow residents to express their views for or against the proposition.

Summary: Citizens have an opportunity to address the RAP tax proposed.

Attachments: Voter Information Pamphlet

FOR MORE INFORMATION

Visit www.southwebercity.com/rap-tax/ or contact City Recorder Lisa Smith at 801.479.3177 or LSmith@southwebercity.com

VOTE BY MAIL

South Weber City will be using all Vote By Mail (VBM) for the general municipal election. Ballots will be delivered by October 12, 2021, and must be postmarked no later than November 1, 2021, for votes to be counted. Simply complete the ballot, sign the affidavit on the envelope, and drop the envelope in the mail.

Registered voters may also drop off their completed ballot at the outdoor ballot drop off available 24 hours at the Family Activity Center. Ballots must be turned in no later than Tuesday, November 2, at 8:00 p.m.

POLLING CENTER

A Polling Center located at the Family Activity Center (1181 East Lester Dr) will be open on election day. Registered voters may drop off their ballot or surrender their ballot and vote in person between 7:00am and 8:00pm on election day.

REGISTER TO VOTE

The Voter Registration deadline is 11 days before each election. All voter registration forms must be received by the County Clerk no later than 5:00 pm on October 22, 2021.

Residents who are not registered to vote may register in one of the following ways:

1. Mail a registration form to the County Clerk's Office
2. Register in person at the County Clerk's Office
3. Register to vote online at vote.utah.gov

For more information about voter registration, visit vote.utah.gov

South Weber City
Office of the City Recorder
1600 East South Weber Drive
South Weber, Utah, 84405

www.southwebercity.com

801.479.3177

82 of 96

Mail in your ballot no later than November 1, 2021, or drop it off at the outdoor ballot drop box at the Family Activity Center available 24 hours a day, or until 8:00pm on Election Day November 2, 2021.

#5 RAP

VOTER INFORMATION PAMPHLET


NOVEMBER 2, 2021
GENERAL MUNICIPAL ELECTION

*OPEN FOR IMPORTANT
INFORMATION REGARDING
THE PROPOSED*

**RECREATION, ARTS, &
PARKS (RAP) TAX**

PROPOSITION #14

southwebercity.com/rap-tax/



PROPOSITION #14 RECREATION, ARTS, AND PARKS (RAP) TAX

#5 RAP

FREQUENTLY ASKED QUESTIONS

SAMPLE BALLOT

SHALL THE CITY OF SOUTH WEBER, UTAH, BE AUTHORIZED TO IMPOSE 0.1% SALES AND USE TAX TO FUND RECREATION, ARTS, AND PARKS FACILITIES AND PROGRAMS?

YES

NO

South Weber City has developed a parks priorities projects list with help from the Parks & Recreation Committee. Projects on the list estimate to total over \$2 million. The City Council would determine final order of priority, but funds received from a RAP tax would go toward projects on the list, some of which are:

Cherry Farms - new ball field, replace playground equipment and surface

Central - restrooms, replace bowery

Cedar Loop - new playground

Cedar Cove - replace asphalt walking path

Canyon Meadows - walking path, pavilion, basketball court

ARGUMENTS FOR AND AGAINST THE RAP TAX

ARGUMENTS FOR THE RAP TAX

- 100% of the RAP funds are devoted to projects that benefit South Weber City parks and recreation programs
- Salt Lake and Weber Counties, and most of Davis County Cities currently benefit from a RAP tax. Implementing a RAP tax in South Weber City would allow our community to likewise benefit from outside patrons, as well as our own residents, who frequent South Weber businesses.
- RAP funds are used for recreational projects such as public parks improvements, playgrounds, athletic fields, gymnasiums, trail systems, or other facilities used for recreational purposes.
- RAP funds could be used to replenish deficits identified in South Weber City's Parks Priority list which includes the following: replacing playground equipment, restrooms, walking paths, and pavilions.
- The RAP fund is a dedicated funding source that, if approved, will allow general funds of the City to be reallocated for critical infrastructure needs such as capital improvements, law enforcement, snow removal, etc.

South Weber Mayor and City Council

ARGUMENTS AGAINST THE RAP TAX

No arguments against the RAP tax were submitted.

The arguments for or against a ballot proposition are the opinions of the authors.

What is a RAP tax?

A RAP tax is a 1/10th of 1% sales tax. A City may implement a RAP tax only if approved by voters. It is not a property tax and is not permanent. On a qualifying \$10 purchase it would be 1 penny, \$100 purchase would be 10 cents, and a \$1,000 purchase would be \$1.

What could the RAP tax funds be used for?

State law allows for the RAP tax to fund a broad range of cultural and recreational programs and facilities. The City has a list of priority parks and recreation projects in need of funding, such as park restrooms and baseball fields. The goal of the City is to use the funding for needed projects and programs that will benefit South Weber City citizens.

Who decides what projects to fund with the proceeds of the RAP tax?

The City Council makes the final decisions on which projects to fund. Potential projects will be considered annually as part of the City's regular budget process, which includes the opportunity for public review and comment.

How much funding is expected and how long will it be available?

A RAP tax will generate approximately \$60,000 per year based on current sales tax projections. After 10 years, the RAP tax may be re-submitted to voters to decide on another 10-year term.

Who pays the tax?

Anyone who makes a qualifying point-of-sale purchase in South Weber City would pay the tax, regardless of their place of residency. This is true for our residents when visiting other cities that have implemented a RAP tax.

What other cities and counties have a RAP tax?


Davis County cities Bountiful, West Bountiful, North Salt Lake, Woods Cross, Centerville, Farmington, Clearfield, and Syracuse all benefit from a RAP tax. Salt Lake & Weber Counties have also enacted a RAP tax for all cities within their jurisdictions. Many additional counties and cities around the state also benefit from RAP funds. South Weber residents pay this tax in other cities, but other cities' residents do not pay this tax when in South Weber.

RAP TAX PUBLIC HEARING

What: The South Weber City Council will be holding a public hearing to receive comment on the proposed RAP tax.

When: October 12, 2021, 6:00 p.m.

Where: 1600 East South Weber Drive



Agenda Item Introduction

Council Meeting Date: October 12, 2021

Name: David Larson

Agenda Item: Fire Auxiliary Building Layout

Background: South Weber City Council first discussed the Fire Auxiliary Building Layout Options in City Council meeting on [August 24, 2021](#). Options were presented and City Council requested staff to review all options and provide additional information. Staff has since worked with the Public Safety Committee and taken another look at ways to accomplish the project’s purposes at a responsible price while limiting the effects on the park and community.

After attempting to look at this project from every angle, staff is excited to present an option that previously had been discarded now with a slight alteration that we feel checks all the boxes and accomplishes all the desires previously expressed in the City Council meeting including responsible spending, building functionality, and limiting impacts to the property and surrounding park amenities (e.g., keeping the stage). We refer to this as the preferred option.

Option	Description
Preferred	See Exhibit. Auxiliary building is placed in the NW corner of the existing station property, requiring 13 feet into the existing grass behind the baseball backstop to provide for turn radius of vehicles. It means moving the location of a section of bleachers and removing the access ramp to the bathrooms with replacement access provided on the north side of the fire station
Option 1	See Exhibit. Building is placed where the stage is currently on the SW corner of the existing fire station, requiring the removal/replacement of the stage
Option 2	See Exhibit. Building is placed just west of the current stage, requiring additional concrete work behind the station. It means limiting the visibility of the stage although the stage remains in place
Option 3	See Exhibit. Building is placed on land north of the station that would need to be acquired. The property owner has stated they would only sell for top dollar. The exhibit showing this option would need alteration because the turn radius is not property accounted for. It means removal/moving of the baseball field

Option 4	See Exhibit. Building is placed on land north of the station that would need to be acquired. Property owner said they would not sell so this option must be removed from consideration
Option 5	See Exhibit. Building is placed on land directly south of the station and rear access would be desired. It means removal/replacement of the stage and existing pavilion along with additional concrete work on the front and back of the station
Option 6	No exhibit provided. Building is placed where the existing civic building is located. It means the City Council needing to establish and apply a new zoning code that allows appropriate setbacks that could accommodate the building
Option 7	No exhibit provided. Building is placed where the existing recreation outbuilding is located north of the baseball field. It means removal/replacement of the recreation outbuilding, additional access needing to be provided along the west side of the park, and furthest distance from the station for personnel

Staff members evaluated the options based on cost, impact, and functionality using a scale of 1-10, with 10 being the best and 1 being the worst. The scores are shown in the table below:

Name	Functionality	Impacts	Cost	Total Score
<i>Preferred</i>	7	9	8	24
<i>Option 1</i>	8	3	8	19
<i>Option 2</i>	9	4	9	22
<i>Option 3</i>	2	5	2	9
<i>Option 4</i>	2	5	1	8
<i>Option 5</i>	9	2	4	15
<i>Option 6</i>	7	4	8	19
<i>Option 7</i>	3	2	3	8

The table shows that the preferred option not only scored highest in the re-evaluation of options, but clearly provides the least overall impact to the property and park amenities.

Staff originally looked at placing the building in this location but removed the option due to the current conditions behind the station with the ramp to the bathrooms. Upon further exploration and reevaluation, staff is confident that the ramp can be removed entirely and access to the bathrooms provided in a different way. This allows greater turning ability for trucks in the rear of the building and allows this option to be considered again.

Summary: Review options for the fire auxiliary building

Attachments: Option Exhibits, Cost Estimate



SOUTH WEBER CITY
13-011-0070

SOUTH WEBER CORPORATION
SOUTH WEBER FIRE STATION AUXILIARY BUILDING
SITE PLAN
PREFERRED OPTION

REV.	DATE	APPR.

SCALE:	DESIGNED	TITLE	DRAWN	CHECKED
24'x30'	BK/J	13-011-0070	BK/J	BK/J
14'x20'				



J&A
JONES & ASSOCIATES
 CONSULTING ENGINEERS
 6080 Fashion Point Drive
 South Ogden, Utah 84403
 (801) 476-9767 www.jonesaia.com



SOUTH WEBER CORPORATION
SOUTH WEBER FIRE STATION AUXILIARY BUILDING
SITE PLAN
OPTION 1

REV.	DATE	APPR.

SCALE: 3/4" = 1'-0"
 1/4" = 1'-0"
 1/8" = 1'-0"
 1/16" = 1'-0"
 1/32" = 1'-0"

SHEET: **1**
 OF 1 SHEETS



SOUTH WEBER CORPORATION
SOUTH WEBER FIRE STATION AUXILIARY BUILDING
SITE PLAN
OPTION 2

SCALE:	DESIGNED	DRAWN	CHECKED
24'x36'	BAK/J	BAK/J	BAK/J
1"=50'	THE	THE	THE
11'x17'	BAK/J	BAK/J	BAK/J
1"=40'	THE	THE	THE

#6 Fire Building



J&A CONSULTING ENGINEERS
JONES & ASSOCIATES
 6080 Fashion Point Drive
 South Ogden, Utah 84403
 (801) 476-9767 www.jonesaia.com

SOUTH WEBER CORPORATION
SOUTH WEBER FIRE STATION AUXILIARY BUILDING
SITE PLAN
OPTION 3

SCALE:	DESIGNED	DATE	DRAWN	CHECKED
3/4" = 1'-0"	BK/J	11/17/17	BK/J	BK/J
1/4" = 1'-0"				



JA CONSULTING ENGINEERS
JONES & ASSOCIATES
 6080 Fashion Point Drive
 South Ogden, Utah 84403
 (601) 476-9767 www.jonesaui.com

ALEXIS AND BAHTISHI RAMOS
 13-011-0067

GRANT AND JANEAN DICKAMORE
 13-011-0069

PROPOSED AUXILIARY BUILDING (50'X40')
 PROPERTY EXCHANGE
 APPROX. 2,300 SF, 0.05 AC.

REMOVE AND REPLACE FENCING

NEW CONCRETE DRIVEWAY

INSTALL CONCRETE FLATWORK

EXISTING FIRE STATION

1375 EAST

SOUTH WEBER CITY
 13-011-0070

SOUTH WEBER CORPORATION
SOUTH WEBER FIRE STATION AUXILIARY BUILDING
SITE PLAN
OPTION 4

REV.	DATE	APPR.

SCALE:	BK/J	THE	BK/J
24'x30'	DESIGN	DRAWN	CHECKED
1/1"=50'			
11'x17'			
1/1"=40'			

SHEET: **4**
 OF 1 SHEETS



SOUTH WEBER CORPORATION
SOUTH WEBER FIRE STATION AUXILIARY BUILDING
SITE PLAN
OPTION 5

SCALE:	BK/J	THE	BK/J
24'x30'	DESIGN	DRAWN	CHECKED
1"=50'			
11'x17'			
1"=40'			

Fire Station Auxiliary Building Concept Plan


Site Plan Only

Description: Preferred Option

Construct new aux. building directly northwest of fire station

Concept Cost Estimate

Location:
South Weber



Date: September 28, 2021

Item	Description	Qty	Unit	Unit Price	Total
Preferred Option - Site Plan					
1	Clear and Grub	1,800	sf	\$0.50	\$900.00
2	Remove existing 10' fence	60	lf	\$5.00	\$300.00
3	Remove existing concrete flatwork	2,900	sf	\$2.00	\$5,800.00
4	Grading	1	ls	\$1,000.00	\$1,000.00
5	Landscaping Adjustments	1	ls	\$1,200.00	\$1,200.00
6	New 4" thick UTBC (2,500 sf)	60	ton	\$75.00	\$4,500.00
7	New 8" thick concrete flatwork	2,500	sf	\$10.00	\$25,000.00
8	New 10' chain link fence	10	lf	\$60.00	\$600.00
9	New Power Service	1	ls	\$5,000.00	\$5,000.00
10	New Gas Service	1	ls	\$4,000.00	\$4,000.00
				SUBTOTAL =	\$48,300.00
				15%± Contingency =	\$7,245.00
				TOTAL =	\$55,545.00

Fire Station Auxiliary Building Concept Plan

Site Plan Only


Description: **Option #1**

Remove stage and place new aux. building at southwest corner of the fire station

Date: September 28, 2021

Concept Cost Estimate

Location:
South Weber



Item	Description	Qty	Unit	Unit Price	Total
Option #1 - Site Plan					
1	Remove existing stage	540	sf	\$25.00	\$13,500.00
2	Clear and Grub	3,500	sf	\$0.50	\$1,750.00
3	Remove existing concrete flatwork	700	sf	\$2.00	\$1,400.00
4	Grading	1	ls	\$2,000.00	\$2,000.00
5	Landscaping Adjustments	1	ls	\$1,200.00	\$1,200.00
6	New 4" thick UTBC (1,000 sf)	25	ton	\$75.00	\$1,875.00
7	New 8" thick concrete flatwork	1,700	sf	\$10.00	\$17,000.00
8	New 10' chain link fence	30	lf	\$60.00	\$1,800.00
9	New Power Service	1	ls	\$5,000.00	\$5,000.00
10	New Gas Service	1	ls	\$4,000.00	\$4,000.00
				SUBTOTAL =	\$49,525.00
				15%± Contingency =	\$7,428.75
				TOTAL =	\$56,953.75

Fire Station Auxiliary Building Concept Plan

Site Plan Only

Description: **Option #2**

Construct new aux. building directly west of stage

Concept Cost Estimate

Location:
South Weber

#6 Fire Building



Date: September 28, 2021

Item	Description	Qty	Unit	Unit Price	Total
Option #2 - Site Plan					
1	Clear and Grub	3,400	sf	\$0.50	\$1,700.00
2	Remove existing concrete flatwork	700	sf	\$2.00	\$1,400.00
3	Grading	1	ls	\$1,000.00	\$1,000.00
4	Landscaping Adjustments	1	ls	\$2,000.00	\$2,000.00
5	New 4" thick UTBC (1,400 sf)	35	ton	\$75.00	\$2,625.00
6	New 8" thick concrete flatwork	2,100	sf	\$10.00	\$21,000.00
7	New 10' chain link fence	20	lf	\$60.00	\$1,200.00
8	New Power Service	1	ls	\$5,000.00	\$5,000.00
9	New Gas Service	1	ls	\$4,000.00	\$4,000.00
				SUBTOTAL =	\$39,925.00
				15%± Contingency =	\$5,988.75
				TOTAL =	\$45,913.75

Fire Station Auxiliary Building Concept Plan

Site Plan Only


Description: **Option #5**

Remove stage and place new aux. building at southeast end of the fire station (facing 1375 East) w/ rear access

Date: September 28, 2021

Concept Cost Estimate

Location:
South Weber



Item	Description	Qty	Unit	Unit Price	Total
Option #5 - Site Plan (with rear access)					
1	Remove existing stage	540	sf	\$20.00	\$10,800.00
2	Remove existing pavilion	1,200	sf	\$12.00	\$14,400.00
3	Clear and Grub	9,950	sf	\$0.50	\$4,975.00
4	Remove existing tree (large)	2	ea	\$1,500.00	\$3,000.00
5	Grading	1	ls	\$3,500.00	\$3,500.00
6	Landscaping Adjustments	1	ls	\$3,000.00	\$3,000.00
7	New 4" thick UTBC (5,400 sf)	130	ton	\$60.00	\$7,800.00
8	New 8" thick concrete flatwork	7,150	sf	\$10.00	\$71,500.00
9	New 10' chain link fence	110	lf	\$60.00	\$6,600.00
10	Existing power and other utility adjustments	1	ls	\$10,000.00	\$10,000.00
11	New Power Service	1	ls	\$4,000.00	\$4,000.00
12	New Gas Service	1	ls	\$3,000.00	\$3,000.00
				SUBTOTAL =	\$142,575.00
				15%± Contingency =	\$21,386.25
				TOTAL =	\$163,961.25

Fire Station Auxiliary Building Concept Plan

Site Plan Only


Description: **Option #5**

Remove stage and place new aux. building at southeast end of the fire station (facing 1375 East) w/o rear access

Date: September 28, 2021

Concept Cost Estimate

Location:
South Weber



Item	Description	Qty	Unit	Unit Price	Total
Option #5 - Site Plan (without rear access)					
1	Remove existing pavilion	1,200	sf	\$12.00	\$14,400.00
2	Clear and Grub	5,200	sf	\$0.50	\$2,600.00
3	Grading	1	ls	\$2,500.00	\$2,500.00
4	Remove existing tree (large)	2	ea	\$1,500.00	\$3,000.00
5	Landscaping Adjustments	1	ls	\$2,500.00	\$2,500.00
6	New 4" thick UTBC (2,400 sf)	70	ton	\$75.00	\$5,250.00
7	New 8" thick concrete flatwork	2,400	sf	\$10.00	\$24,000.00
8	New 10' chain link fence	20	lf	\$60.00	\$1,200.00
9	Existing power and other utility adjustments	1	ls	\$10,000.00	\$10,000.00
10	New Power Service	1	ls	\$4,000.00	\$4,000.00
11	New Gas Service	1	ls	\$3,000.00	\$3,000.00
				SUBTOTAL =	\$72,450.00
				15%± Contingency =	\$10,867.50
				TOTAL =	\$83,317.50