

SOUTH WEBER CITY COUNCIL AGENDA

PUBLIC NOTICE is hereby given that the City Council of SOUTH WEBER CITY, Utah, will meet in a regular public meeting on Tuesday, September 24, 2019 at the Family Activity Center (FAC), 1181 East Lester Dr., commencing at 6:00 p.m.

COUNCIL MEETING (Agenda items may be moved in order or sequence to meet the needs of the Council.)

1. **Pledge of Allegiance:** Councilman Hyer
2. **Prayer:** Councilman Halverson
3. **Public Comment:** Please respectfully follow these guidelines
 - a. Individuals may speak once for 3 minutes or less
 - b. State your name and address for the record
 - c. Speak to the entire City Council
 - d. Note City Council will not respond during the public comment period
4. **Approval of Consent Agenda**
 - a. Minutes 09-05-2019
 - b. July Budget to Actual
 - c. August Check register
5. **Ordinance 19-15** Repealing Title 10 Chapter 5 Article N: Commercial Overlay Zone
6. **Resolution 19-41** Amending the Consolidated Fee Schedule Chapter 15
7. **Resolution 19-42** Declaration of 2002 International truck as surplus property
8. **Discussion:** Configuration of South Bench Drive & 475 Intersection
9. **Discussion:** Defining Mixed Use Overlay
10. **Discussion:** General Plan Update Timeline
11. **New Business**
12. **Reports:**
 - a. Mayor
 - b. Council Members
 - c. City Manager
13. **CLOSED EXECUTIVE SESSION (UTAH CODE 52-4-205(1)) THE COUNCIL MAY CONSIDER A MOTION TO ENTER INTO CLOSED SESSION FOR APPROVED PURPOSES**
14. **Adjourn**

In compliance with the Americans With Disabilities Act, individuals needing special accommodations during this meeting should notify the City Recorder, 1600 East South Weber Drive, South Weber, Utah 84405 (801-479-3177) at least two days prior to the meeting.


THE UNDERSIGNED DULY APPOINTED CITY RECORDER FOR THE MUNICIPALITY OF SOUTH WEBER CITY HEREBY CERTIFIES THAT A COPY OF THE FOREGOING NOTICE WAS MAILED, EMAILED, OR POSTED TO: 1. CITY OFFICE BUILDING 2. FAMILY ACTIVITY CENTER 3. CITY WEBSITE www.southwebercity.com 4. UTAH PUBLIC NOTICE WEBSITE www.pmn.utah.gov 5. THE GOVERNING BODY MEMBERS 6. OTHERS ON THE AGENDA

09-19-2019

DATE:

Lisa Smith

CITY RECORDER: Lisa Smith



SOUTH WEBER CITY COUNCIL AGENDA

PUBLIC NOTICE is hereby given that the City Council of SOUTH WEBER CITY, Utah, will meet in a regular public meeting on Tuesday, September 24, 2019 at the Family Activity Center (FAC), 1181 East Lester Dr., commencing at 6:00 p.m.

COUNCIL MEETING (Agenda items may be moved in order or sequence to meet the needs of the Council.)

1. **Pledge of Allegiance:** Councilman Hyer
2. **Prayer:** Councilman Halverson
3. **Public Comment:** Please respectfully follow these guidelines
 - a. Individuals may speak once for 3 minutes or less
 - b. State your name and address for the record
 - c. Speak to the entire City Council
 - d. Note City Council will not respond during the public comment period
4. **Approval of Consent Agenda**
 - a. Minutes 09-05-2019
 - b. July Budget to Actual
 - c. August Check register
5. **Ordinance 19-15** Repealing Title 10 Chapter 5 Article N: Commercial Overlay Zone
6. **Resolution 19-41** Amending the Consolidated Fee Schedule Chapter 15
7. **Resolution 19-42** Declaration of 2002 International truck as surplus property
8. **Discussion:** Defining Mixed Use Overlay
9. **Discussion:** General Plan Update Timeline
10. **New Business**
11. **Reports:**
 - a. Mayor
 - b. Council Members
 - c. City Manager
12. **CLOSED EXECUTIVE SESSION (UTAH CODE 52-4-205(1)) THE COUNCIL MAY CONSIDER A MOTION TO ENTER INTO CLOSED SESSION FOR APPROVED PURPOSES**
13. **Adjourn**

In compliance with the Americans With Disabilities Act, individuals needing special accommodations during this meeting should notify the City Recorder, 1600 East South Weber Drive, South Weber, Utah 84405 (801-479-3177) at least two days prior to the meeting.


THE UNDERSIGNED DULY APPOINTED CITY RECORDER FOR THE MUNICIPALITY OF SOUTH WEBER CITY HEREBY CERTIFIES THAT A COPY OF THE FOREGOING NOTICE WAS MAILED, EMAILED, OR POSTED TO: 1. CITY OFFICE BUILDING 2. FAMILY ACTIVITY CENTER 3. CITY WEBSITE www.southwebercity.com 4. UTAH PUBLIC NOTICE WEBSITE www.pmn.utah.gov 5. THE GOVERNING BODY MEMBERS 6. OTHERS ON THE AGENDA

09-19-2019

DATE:

Lisa Smith

CITY RECORDER: Lisa Smith



SOUTH WEBER CITY COUNCIL AGENDA

PUBLIC NOTICE is hereby given that the City Council of SOUTH WEBER CITY, Utah, will meet in a regular public meeting on Tuesday, September 24, 2019 at the Family Activity Center (FAC), 1181 East Lester Dr., commencing at 6:00 p.m.

COUNCIL MEETING (Agenda items may be moved in order or sequence to meet the needs of the Council.)

1. **Pledge of Allegiance:** Councilman Hyer
2. **Prayer:** Councilman Halverson
3. **Public Comment:** Please respectfully follow these guidelines
 - a. Individuals may speak once for 3 minutes or less
 - b. State your name and address for the record
 - c. Speak to the entire City Council
 - d. Note City Council will not respond during the public comment period
4. **Approval of Consent Agenda**
 - a. Minutes 09-05-2019
 - b. July Budget to Actual
 - c. August Check register
5. **Ordinance 19-15** Repealing Title 10 Chapter 5 Article N: Commercial Overlay Zone
6. **Resolution 19-41** Amending the Consolidated Fee Schedule Chapter 15
7. **Resolution 19-42** Declaration of 2002 International truck as surplus property
8. **Discussion:** Configuration of South Bench Drive & 475 Intersection
9. **Discussion:** Defining Mixed Use Overlay
10. **Discussion:** General Plan Update Timeline
11. **New Business**
12. **Reports:**
 - a. Mayor
 - b. Council Members
 - c. City Manager
13. **CLOSED EXECUTIVE SESSION (UTAH CODE 52-4-205(1)) THE COUNCIL MAY CONSIDER A MOTION TO ENTER INTO CLOSED SESSION FOR APPROVED PURPOSES**
14. **Adjourn**

In compliance with the Americans With Disabilities Act, individuals needing special accommodations during this meeting should notify the City Recorder, 1600 East South Weber Drive, South Weber, Utah 84405 (801-479-3177) at least two days prior to the meeting.

THE UNDERSIGNED DULY APPOINTED CITY RECORDER FOR THE MUNICIPALITY OF SOUTH WEBER CITY HEREBY CERTIFIES THAT A COPY OF THE FOREGOING NOTICE WAS MAILED, EMAILED, OR POSTED TO: 1. CITY OFFICE BUILDING 2. FAMILY ACTIVITY CENTER 3. CITY WEBSITE www.southwebercity.com 4. UTAH PUBLIC NOTICE WEBSITE www.pmn.utah.gov 5. THE GOVERNING BODY MEMBERS 6. OTHERS ON THE AGENDA

09-19-2019

DATE:

Lisa Smith

CITY RECORDER: Lisa Smith

SOUTH WEBER CITY CITY COUNCIL MEETING

DATE OF MEETING: 5 September 2019

TIME COMMENCED: 7:02 p.m.

LOCATION: South Weber City Office at 1600 East South Weber Drive, South Weber, UT

PRESENT: MAYOR:

Jo Sjoblom

COUNCIL MEMBERS:

Blair Halverson
Kent Hyer
Angie Petty
Merv Taylor
Wayne Winsor (excused)

FINANCE DIRECTOR:

Mark McRae

CITY ENGINEER:

Brandon Jones

CITY RECORDER:

Lisa Smith

CITY MANAGER:

David Larson

Transcriber: Minutes transcribed by Michelle Clark

ATTENDEES: Molly Collings, Rose Kenny, Michael Poff, Craig Hurd, Deanna Munguia, Xavier Munguia, Paul Sturm, Steven Decker, Anderson Decker, Scott Cox, Shawn Byram, Kaila Alvery, Sarah Noorda, Haley Alberts, Brian Kemp, Julie Kemp, and Lindsey Stark.

Mayor Sjoblom called the meeting to order and welcomed those in attendance. She excused Councilman Winsor from tonight's meeting.

PLEDGE OF ALLEGIANCE: Councilman Halverson

PRAYER: Councilman Taylor

Change Order for South Bench Drive Phase 1 irrigation Pipe:

Brandon Jones, City Engineer, appreciated everyone taking time out of their schedules to be in attendance. He addressed the work on South Bench Drive, Phase 1. He related the approved Cooperative Agreement (date June 13, 2019) between South Weber City and the South Weber Irrigation Company (SWIC) included costs to replace the irrigation main up to, but not across 475 East. The new main was installed, but not connected yet. He pointed out during construction it was discovered that the existing irrigation main across 475 East is very shallow. There are many other utilities below the main which prevent the pipe from being lowered. There was concern that it may break during construction, especially during paving activities. There was also apprehension regarding the long-term stability of the pipe. Jones & Associates had discussed at

length many different options with the contractor. Each option comes with varied risk, costs, and time delay. Jones & Associates listed each option with a comparative risk factor. This factor was based on their opinion and feedback from the contractor.

1. Relocate main under conflicting utilities. Risk factor: Very low. Cost: Very high. Time: Undetermined. This option would require the installation of the main underneath all the utilities in 475 East, which would put it very deep. This option was not viable due to the difficulty of construction, the compromised functionality of the system, the anticipated cost, and time to construct.

2. Replace main with Ductile Iron Pipe (DIP) and flowable fill. Risk factor: Low. Cost: High (\$39,211.20). Time: 4 days. This option would replace the existing main across the intersection at the same depth. DIP and flowable fill would provide increased capacity to carry the loads from construction and future traffic. According to DIPRA (Ductile Iron Pipe Research Association), "Ductile Iron Pipe has more than 13 times the impact strength, 9 times the tensile strength and 4 times the burst strength of PVC pipe."

3. Replace main with PVC C900 and flowable fill. Risk factor: Moderate. Cost: High (approx. \$36,000). Time: 4 days. This is the same as Option #2, with the exception of using PVC pipe rather than DIP.

4. Leave the existing main. Risk factor: High. Cost: Low (no additional cost). Time: 0 days (no additional days). This option would connect to the new irrigation main on the east side and would not cross the intersection. The existing main would remain as is.

Brandon explained the cost listed in the Cooperative Agreement was \$246,000 with a change order allowance of 2% (split 50/50 between South Weber City and South Weber Irrigation Company - \$123,000 for each entity). If Option #2 was selected (\$39,211.20), this would take the total to \$285,211.20, rounded to \$286,000 (\$143,000 for each entity). At this point in construction it appears that there are some items included in the original irrigation main replacement project that may not have to be installed. This would lower the final cost, but \$286,000 will cover all potential costs originally anticipated.

Jones & Associates recommendation is to proceed with Option #2 and amend the Cooperative Agreement to increase the total amount to \$286,000 with the 2% change order allowance (both to be split 50/50).

David Larson, City Manager, asked about procedure to make sure both organizations are in agreement. Discussion took place regarding the time frame and the need to get the asphalt laid prior to the weather changing. Councilman Halverson (speaking on behalf of South Weber Irrigation Company) stated SWIC is in agreement to split the cost. Councilwoman Petty agreed with Option #2. Brandon explained the change order exceeds the 2%. David clarified change order procedure was included in the original agreement so no amendment would be necessary.

Councilwoman Petty moved to adopt Option #2 to replace the mainline with Ductile Iron Pipe (DIP) and flowable fill at \$39,211.20 for the change order for South Bench Drive Phase 1 irrigation pipe. Councilman Taylor seconded the motion. Mayor Sjoblom called

for the vote. Council Members Petty, Hyer, and Taylor voted aye. Councilman Halverson abstained. The motion carried.

Councilman Hyer questioned why the city is paying 50%. Brandon reviewed all utilities have impact on performance of the road. When the line was installed originally, a portion of it was going through an open field. The city changed the use.

ADJOURNED: Councilman Hyer moved to adjourn the Council Meeting at 7:23 p.m. Councilman Taylor seconded the motion. Council Members Halverson, Hyer, Petty, and Taylor voted yes. The motion carried.

APPROVED: _____ Date 09-24-2019
Mayor: Jo Sjoblom

Transcriber: Michelle Clark

Attest: _____
Recorder: Lisa Smith

DRAFT

SOUTH WEBER CITY CORPORATION
REVENUES WITH COMPARISON TO BUDGET
FOR THE 1 MONTHS ENDING JULY 31, 2019

GENERAL FUND

	PERIOD ACTUAL	YTD ACTUAL	BUDGET	UNEARNED	PCNT
<u>TAXES</u>					
10-31-100	.00	.00	701,000.00	701,000.00	.0
10-31-120	.00	.00	20,000.00	20,000.00	.0
10-31-200	.00	.00	25,000.00	25,000.00	.0
10-31-300	.00	.00	701,000.00	701,000.00	.0
10-31-305	.00	.00	.00	.00	.0
10-31-310	18,757.55	18,757.55	400,000.00	381,242.45	4.7
TOTAL TAXES	18,757.55	18,757.55	1,847,000.00	1,828,242.45	1.0
<u>LICENSES AND PERMITS</u>					
10-32-100	280.00	280.00	8,000.00	7,720.00	3.5
10-32-210	26,981.16	26,981.16	310,000.00	283,018.84	8.7
10-32-290	8,416.34	8,416.34	.00	(8,416.34)	.0
10-32-310	.00	.00	.00	.00	.0
TOTAL LICENSES AND PERMITS	35,677.50	35,677.50	318,000.00	282,322.50	11.2
<u>INTERGOVERNMENTAL REVENUE</u>					
10-33-400	.00	.00	.00	.00	.0
10-33-550	.00	.00	.00	.00	.0
10-33-560	.00	.00	94,000.00	94,000.00	.0
10-33-580	.00	.00	5,000.00	5,000.00	.0
TOTAL INTERGOVERNMENTAL REVENUE	.00	.00	99,000.00	99,000.00	.0
<u>CHARGES FOR SERVICES</u>					
10-34-100	600.00	600.00	15,000.00	14,400.00	4.0
10-34-105	.00	.00	80,000.00	80,000.00	.0
10-34-250	322.00	322.00	.00	(322.00)	.0
10-34-254	.00	.00	.00	.00	.0
10-34-270	.00	.00	.00	.00	.0
10-34-560	3,461.61	3,461.61	100,000.00	96,538.39	3.5
10-34-760	.00	.00	.00	.00	.0
TOTAL CHARGES FOR SERVICES	4,383.61	4,383.61	195,000.00	190,616.39	2.3
<u>FINES AND FORFEITURES</u>					
10-35-100	6,629.81	6,629.81	85,000.00	78,370.19	7.8
TOTAL FINES AND FORFEITURES	6,629.81	6,629.81	85,000.00	78,370.19	7.8

SOUTH WEBER CITY CORPORATION
REVENUES WITH COMPARISON TO BUDGET
FOR THE 1 MONTHS ENDING JULY 31, 2019

GENERAL FUND

	PERIOD ACTUAL	YTD ACTUAL	BUDGET	UNEARNED	PCNT
<u>MISCELLANEOUS REVENUE</u>					
10-36-100 INTEREST EARNINGS	.00	.00	17,000.00	17,000.00	.0
10-36-300 NEWSLETTER SPONSORS	.00	.00	.00	.00	.0
10-36-400 SALE OF ASSETS	.00	.00	.00	.00	.0
10-36-900 SUNDRY REVENUES	443.37	443.37	5,500.00	5,056.63	8.1
10-36-901 FARMERS MARKET	.00	.00	.00	.00	.0
TOTAL MISCELLANEOUS REVENUE	443.37	443.37	22,500.00	22,056.63	2.0
 <u>CONTRIBUTIONS AND TRANSFERS</u>					
10-39-091 TRANSFER FROM CAPITAL PROJECTS	.00	.00	.00	.00	.0
10-39-100 FIRE AGREEMENT/JOB CORPS	.00	.00	3,500.00	3,500.00	.0
10-39-110 FIRE AGREEMENT/COUNTY	.00	.00	1,000.00	1,000.00	.0
10-39-300 TRANSFER FOR ADMINI. SERVICES	.00	.00	167,000.00	167,000.00	.0
10-39-800 TFR FROM IMPACT FEES	.00	.00	40,000.00	40,000.00	.0
10-39-900 FUND BALANCE TO BE APPROPRIATE	.00	.00	.00	.00	.0
10-39-910 TRANSFER FROM CLASS "C" RES.	.00	.00	.00	.00	.0
TOTAL CONTRIBUTIONS AND TRANSFERS	.00	.00	211,500.00	211,500.00	.0
TOTAL FUND REVENUE	65,891.84	65,891.84	2,778,000.00	2,712,108.16	2.4

SOUTH WEBER CITY CORPORATION
 EXPENDITURES WITH COMPARISON TO BUDGET
 FOR THE 1 MONTHS ENDING JULY 31, 2019

GENERAL FUND

	PERIOD ACTUAL	YTD ACTUAL	BUDGET	UNEXPENDED	PCNT
<u>LEGISLATIVE</u>					
10-41-005 SALARIES - COUNCIL & COMMISSIO	2,000.00	2,000.00	28,000.00	26,000.00	7.1
10-41-131 EMPLOYEE BENEFIT-EMPLOYER FICA	153.00	153.00	2,200.00	2,047.00	7.0
10-41-133 EMPLOYEE BENEFIT - WORK. COMP.	47.20	47.20	700.00	652.80	6.7
10-41-140 UNIFORMS	.00	.00	300.00	300.00	.0
10-41-210 BOOKS/SUBSCRIPTIONS/MEMBERSHIP	3,848.17	3,848.17	4,000.00	151.83	96.2
10-41-230 TRAVEL & TRAINING	.00	.00	12,600.00	12,600.00	.0
10-41-240 OFFICE SUPPLIES AND EXPENSE	.00	.00	200.00	200.00	.0
10-41-370 PROFESSIONAL/TECHNICAL SERVICE	.00	.00	.00	.00	.0
10-41-494 YOUTH CITY COUNCIL	.00	.00	3,000.00	3,000.00	.0
10-41-620 MISCELLANEOUS	.00	.00	4,000.00	4,000.00	.0
10-41-740 EQUIPMENT	.00	.00	.00	.00	.0
10-41-925 TRANSFER TO COUNTRY FAIR DAYS	.00	.00	5,000.00	5,000.00	.0
TOTAL LEGISLATIVE	6,048.37	6,048.37	60,000.00	53,951.63	10.1
<u>JUDICIAL</u>					
10-42-004 JUDGE SALARY	.00	.00	16,000.00	16,000.00	.0
10-42-110 EMPLOYEE SALARIES	2,395.14	2,395.14	34,000.00	31,604.86	7.0
10-42-130 EMPLOYEE BENEFIT - RETIREMENT	471.85	471.85	11,000.00	10,528.15	4.3
10-42-131 EMPLOYEE BENEFIT-EMPLOYER FICA	178.36	178.36	4,000.00	3,821.64	4.5
10-42-133 EMPLOYEE BENEFIT - WORK. COMP.	7.74	7.74	500.00	492.26	1.6
10-42-134 EMPLOYEE BENEFIT - UI	.00	.00	500.00	500.00	.0
10-42-135 EMPLOYEE BENEFIT - HEALTH INS.	948.82	948.82	14,000.00	13,051.18	6.8
10-42-210 BOOKS/SUBSCRIPTIONS/MEMBERSHIP	.00	.00	600.00	600.00	.0
10-42-230 TRAVEL & TRAINING	100.00	100.00	1,500.00	1,400.00	6.7
10-42-240 OFFICE SUPPLIES & EXPENSE	21.47	21.47	400.00	378.53	5.4
10-42-243 COURT REFUNDS	.00	.00	.00	.00	.0
10-42-280 TELEPHONE	40.00	40.00	.00	(40.00)	.0
10-42-313 PROFESSIONAL/TECH. - ATTORNEY	1,675.00	1,675.00	10,000.00	8,325.00	16.8
10-42-317 PROFESSIONAL/TECHNICAL-BAILIFF	.00	.00	4,000.00	4,000.00	.0
10-42-350 SOFTWARE MAINTENANCE	.00	.00	800.00	800.00	.0
10-42-550 BANKING CHARGES	.00	.00	1,200.00	1,200.00	.0
10-42-610 MISCELLANEOUS	135.10	135.10	1,500.00	1,364.90	9.0
TOTAL JUDICIAL	5,973.48	5,973.48	100,000.00	94,026.52	6.0

SOUTH WEBER CITY CORPORATION
EXPENDITURES WITH COMPARISON TO BUDGET
FOR THE 1 MONTHS ENDING JULY 31, 2019

GENERAL FUND

	PERIOD ACTUAL	YTD ACTUAL	BUDGET	UNEXPENDED	PCNT
<u>ADMINISTRATIVE</u>					
10-43-110 FULL-TIME EMPLOYEE SALARIES	22,427.40	22,427.40	331,000.00	308,572.60	6.8
10-43-120 PART-TIME EMPLOYEE SALARIES	2,270.55	2,270.55	33,000.00	30,729.45	6.9
10-43-125 EMPLOYEE INCENTIVE	.00	.00	.00	.00	.0
10-43-130 EMPLOYEE BENEFIT - RETIREMENT	4,450.22	4,450.22	78,000.00	73,549.78	5.7
10-43-131 EMPLOYEE BENEFIT-EMPLOYER FICA	1,855.64	1,855.64	28,000.00	26,144.36	6.6
10-43-133 EMPLOYEE BENEFIT - WORK. COMP.	207.39	207.39	3,200.00	2,992.61	6.5
10-43-134 EMPLOYEE BENEFIT - UI	.00	.00	4,800.00	4,800.00	.0
10-43-135 EMPLOYEE BENEFIT - HEALTH INS.	6,448.14	6,448.14	97,000.00	90,551.86	6.7
10-43-136 HRA REIMBURSEMENT - HEALTH INS	.00	.00	6,000.00	6,000.00	.0
10-43-137 EMPLOYEE TESTING	.00	.00	.00	.00	.0
10-43-140 UNIFORMS	.00	.00	1,000.00	1,000.00	.0
10-43-210 BOOKS/SUBSCRIPTIONS/MEMBERSHIP	440.00	440.00	3,500.00	3,060.00	12.6
10-43-220 PUBLIC NOTICES	.00	.00	5,000.00	5,000.00	.0
10-43-230 TRAVEL & TRAINING	.00	.00	20,000.00	20,000.00	.0
10-43-240 OFFICE SUPPLIES & EXPENSE	990.28	990.28	8,000.00	7,009.72	12.4
10-43-250 EQUIPMENT - SUPPLIES AND MAINT	212.03	212.03	4,000.00	3,787.97	5.3
10-43-252 EQUIPMENT MAINT. - CASELLE	.00	.00	.00	.00	.0
10-43-253 EQUIPMENT MAINT. - SOFTWARE	.00	.00	.00	.00	.0
10-43-256 FUEL EXPENSE	.00	.00	.00	.00	.0
10-43-262 GENERAL GOVERNMENT BUILDINGS	359.13	359.13	7,500.00	7,140.87	4.8
10-43-270 UTILITIES	.00	.00	4,500.00	4,500.00	.0
10-43-280 TELEPHONE	180.00	180.00	18,000.00	17,820.00	1.0
10-43-308 PROFESSIONAL & TECH - I.T.	.00	.00	14,000.00	14,000.00	.0
10-43-309 PROFESSIONAL & TECH - AUDITOR	.00	.00	10,000.00	10,000.00	.0
10-43-310 PROFESSIONAL/TECH. - PLANNER	.00	.00	.00	.00	.0
10-43-311 PRO & TECH - ECO DEVELOPMENT	.00	.00	.00	.00	.0
10-43-312 PROFESSIONAL & TECH. - ENGINR	89.25	89.25	.00	(89.25)	.0
10-43-313 PROFESSIONAL/TECH. - ATTORNEY	1,837.50	1,837.50	25,000.00	23,162.50	7.4
10-43-314 ORDINANCE CODIFICATION	2,178.00	2,178.00	3,000.00	822.00	72.6
10-43-316 ELECTIONS	.00	.00	16,000.00	16,000.00	.0
10-43-319 PROF./TECH. -SUBD. REVIEWS	.00	.00	.00	.00	.0
10-43-329 CITY MANAGER FUND	.00	.00	3,000.00	3,000.00	.0
10-43-350 SOFTWARE MAINTENANCE	.00	.00	24,000.00	24,000.00	.0
10-43-360 EDUCATION & TRAINING	.00	.00	.00	.00	.0
10-43-510 INSURANCE & SURETY BONDS	40,993.12	40,993.12	45,000.00	4,006.88	91.1
10-43-550 BANKING CHARGES	.00	.00	3,000.00	3,000.00	.0
10-43-610 MISCELLANEOUS	.00	.00	5,000.00	5,000.00	.0
10-43-620 MISCELLANEOUS	.00	.00	.00	.00	.0
10-43-621 CONTRIBUTIONS & DONATIONS	.00	.00	.00	.00	.0
10-43-625 CASH OVER AND SHORT	.00	.00	.00	.00	.0
10-43-720 BUILDINGS	.00	.00	.00	.00	.0
10-43-740 EQUIPMENT	(5,500.00)	(5,500.00)	27,000.00	32,500.00	(20.4)
10-43-745 EQUIPMENT COSTING OVER \$500	.00	.00	.00	.00	.0
10-43-841 TRANSFER TO RECREATION FUND	.00	.00	97,500.00	97,500.00	.0
10-43-910 TRANSFER TO CAP. PROJ. FUND	.00	.00	.00	.00	.0
TOTAL ADMINISTRATIVE	79,438.65	79,438.65	925,000.00	845,561.35	8.6

SOUTH WEBER CITY CORPORATION
 EXPENDITURES WITH COMPARISON TO BUDGET
 FOR THE 1 MONTHS ENDING JULY 31, 2019

GENERAL FUND

	PERIOD ACTUAL	YTD ACTUAL	BUDGET	UNEXPENDED	PCNT
<u>PUBLIC SAFETY</u>					
10-54-310 SHERIFF'S DEPARTMENT	.00	.00	230,000.00	230,000.00	.0
10-54-311 ANIMAL CONTROL	1,615.08	1,615.08	21,000.00	19,384.92	7.7
10-54-320 EMERGENCY PREPAREDNESS	.00	.00	2,000.00	2,000.00	.0
10-54-321 LIQUOR LAW ENFORCEMENT	.00	.00	5,000.00	5,000.00	.0
TOTAL PUBLIC SAFETY	1,615.08	1,615.08	258,000.00	256,384.92	.6
<u>FIRE PROTECTION</u>					
10-57-110 FULL-TIME EMPLOYEE SALARIES	.00	.00	.00	.00	.0
10-57-120 PART-TIME EMPLOYEE SALARIES	30,791.30	30,791.30	370,000.00	339,208.70	8.3
10-57-131 EMPLOYEE BENEFIT-EMPLOYER FICA	2,359.36	2,359.36	29,000.00	26,640.64	8.1
10-57-133 EMPLOYEE BENEFIT - WORK. COMP.	1,110.31	1,110.31	14,000.00	12,889.69	7.9
10-57-134 EMPLOYEE BENEFIT - UI	.00	.00	5,000.00	5,000.00	.0
10-57-137 EMPLOYEE TESTING	17.95	17.95	500.00	482.05	3.6
10-57-140 UNIFORMS	.00	.00	12,000.00	12,000.00	.0
10-57-210 BOOKS/SUBSCRIPTIONS/MEMBERSHIP	.00	.00	2,500.00	2,500.00	.0
10-57-230 TRAVEL & TRAINING	.00	.00	12,000.00	12,000.00	.0
10-57-240 OFFICE SUPPLIES & EXPENSE	.00	.00	1,000.00	1,000.00	.0
10-57-250 EQUIPMENT SUPPLIES & MAINT.	.00	.00	40,000.00	40,000.00	.0
10-57-256 FUEL EXPENSE	.00	.00	4,000.00	4,000.00	.0
10-57-260 BUILDINGS & GROUNDS MAINT.	469.90	469.90	12,000.00	11,530.10	3.9
10-57-270 UTILITIES	.00	.00	5,000.00	5,000.00	.0
10-57-280 TELEPHONE	50.00	50.00	5,000.00	4,950.00	1.0
10-57-350 SOFTWARE MAINTENANCE	.00	.00	6,000.00	6,000.00	.0
10-57-370 PROFESSIONAL & TECH. SERVICES	.00	.00	13,000.00	13,000.00	.0
10-57-450 SPECIAL PUBLIC SAFETY SUPPLIES	454.80	454.80	25,000.00	24,545.20	1.8
10-57-530 INTEREST EXPENSE	3,170.05	3,170.05	7,000.00	3,829.95	45.3
10-57-550 BANKING CHARGES	.00	.00	500.00	500.00	.0
10-57-622 HEALTH & WELLNESS EXPENSES	.00	.00	1,500.00	1,500.00	.0
10-57-740 EQUIPMENT	.00	.00	.00	.00	.0
10-57-811 BOND PRINCIPAL	.00	.00	28,000.00	28,000.00	.0
TOTAL FIRE PROTECTION	38,423.67	38,423.67	593,000.00	554,576.33	6.5

SOUTH WEBER CITY CORPORATION
EXPENDITURES WITH COMPARISON TO BUDGET
FOR THE 1 MONTHS ENDING JULY 31, 2019

GENERAL FUND

	PERIOD ACTUAL	YTD ACTUAL	BUDGET	UNEXPENDED	PCNT
<u>PLANNING & ENGINEERING</u>					
10-58-110 FULL-TIME EMPLOYEE SALARIES	6,288.54	6,288.54	82,000.00	75,711.46	7.7
10-58-120 PART-TIME EMPLOYEE SALARIES	2,975.67	2,975.67	33,000.00	30,024.33	9.0
10-58-130 EMPLOYEE BENEFIT - RETIREMENT	1,271.49	1,271.49	20,000.00	18,728.51	6.4
10-58-131 EMPLOYEE BENEFIT-EMPLOYER FICA	703.62	703.62	9,000.00	8,296.38	7.8
10-58-133 EMPLOYEE BENEFIT - WORK. COMP.	151.12	151.12	3,000.00	2,848.88	5.0
10-58-134 EMPLOYEE BENEFIT - UI	.00	.00	1,600.00	1,600.00	.0
10-58-135 EMPLOYEE BENEFIT - HEALTH INS.	686.64	686.64	10,000.00	9,313.36	6.9
10-58-137 EMPLOYEE TESTING	.00	.00	.00	.00	.0
10-58-140 UNIFORMS	137.86	137.86	900.00	762.14	15.3
10-58-210 BOOKS/SUBSCRIPTIONS/MEMBERSHIP	.00	.00	1,500.00	1,500.00	.0
10-58-230 TRAVEL & TRAINING	.00	.00	5,000.00	5,000.00	.0
10-58-250 EQUIPMENT SUPPLIES & MAINT.	491.15	491.15	4,000.00	3,508.85	12.3
10-58-255 VEHICLE LEASE	.00	.00	.00	.00	.0
10-58-256 FUEL EXPENSE	.00	.00	1,000.00	1,000.00	.0
10-58-280 TELEPHONE	155.00	155.00	.00	(155.00)	.0
10-58-310 PROFESSIONAL & TCH. - PLANNER	2,240.00	2,240.00	12,000.00	9,760.00	18.7
10-58-311 PROFESSIONAL & TECH - ECODEV	.00	.00	.00	.00	.0
10-58-312 PROFESSIONAL & TECH. - ENGINR	7,781.00	7,781.00	60,000.00	52,219.00	13.0
10-58-319 PROF./TECH. -SUBD. REVIEWS	6,295.75	6,295.75	80,000.00	73,704.25	7.9
10-58-350 SOFTWARE MAINTENANCE	.00	.00	3,000.00	3,000.00	.0
10-58-370 PROFESSIONAL & TECH. SERVICES	.00	.00	.00	.00	.0
10-58-620 MISCELLANEOUS	.00	.00	2,000.00	2,000.00	.0
10-58-740 EQUIPMENT	.00	.00	.00	.00	.0
TOTAL PLANNING & ENGINEERING	29,177.84	29,177.84	328,000.00	298,822.16	8.9

SOUTH WEBER CITY CORPORATION
EXPENDITURES WITH COMPARISON TO BUDGET
FOR THE 1 MONTHS ENDING JULY 31, 2019

GENERAL FUND

	PERIOD ACTUAL	YTD ACTUAL	BUDGET	UNEXPENDED	PCNT
<u>STREETS</u>					
10-60-110 FULL-TIME EMPLOYEE SALARIES	3,219.43	3,219.43	39,000.00	35,780.57	8.3
10-60-120 PART-TIME EMPLOYEE SALARIES	.00	.00	21,000.00	21,000.00	.0
10-60-130 EMPLOYEE BENEFIT - RETIREMENT	632.24	632.24	10,000.00	9,367.76	6.3
10-60-131 EMPLOYEE BENEFIT-EMPLOYER FICA	238.06	238.06	4,500.00	4,261.94	5.3
10-60-133 EMPLOYEE BENEFIT - WORK. COMP.	80.75	80.75	1,700.00	1,619.25	4.8
10-60-134 EMPLOYEE BENEFIT - UI	.00	.00	800.00	800.00	.0
10-60-135 EMPLOYEE BENEFIT - HEALTH INS.	656.24	656.24	10,000.00	9,343.76	6.6
10-60-137 EMPLOYEE TESTING	.00	.00	.00	.00	.0
10-60-140 UNIFORMS	137.90	137.90	1,000.00	862.10	13.8
10-60-230 TRAVEL & TRAINING	.00	.00	2,000.00	2,000.00	.0
10-60-250 EQUIPMENT SUPPLIES & MAINT.	382.38	382.38	17,000.00	16,617.62	2.3
10-60-255 VEHICLE LEASE	.00	.00	.00	.00	.0
10-60-256 FUEL EXPENSE	.00	.00	5,000.00	5,000.00	.0
10-60-260 BUILDINGS & GROUNDS MAINT.	303.45	303.45	10,000.00	9,696.55	3.0
10-60-271 UTILITIES - STREET LIGHTS	.00	.00	50,000.00	50,000.00	.0
10-60-280 TELEPHONE	.00	.00	.00	.00	.0
10-60-312 PROFESSIONAL & TECH. - ENGINR	3,650.25	3,650.25	30,000.00	26,349.75	12.2
10-60-350 SOFTWARE MAINTENANCE	.00	.00	3,000.00	3,000.00	.0
10-60-370 PROFESSIONAL & TECH. SERVICES	.00	.00	1,000.00	1,000.00	.0
10-60-410 SPECIAL HIGHWAY SUPPLIES	824.76	824.76	15,000.00	14,175.24	5.5
10-60-411 SNOW REMOVAL SUPPLIES	.00	.00	35,000.00	35,000.00	.0
10-60-420 WEED CONTROL	.00	.00	2,500.00	2,500.00	.0
10-60-422 CROSSWALK/STREET PAINTING	.00	.00	5,000.00	5,000.00	.0
10-60-424 CURB & GUTTER RESTORATION	.00	.00	.00	.00	.0
10-60-550 BANKING CHARGES	.00	.00	500.00	500.00	.0
TOTAL STREETS	10,125.46	10,125.46	264,000.00	253,874.54	3.8

SOUTH WEBER CITY CORPORATION
EXPENDITURES WITH COMPARISON TO BUDGET
FOR THE 1 MONTHS ENDING JULY 31, 2019

GENERAL FUND

	PERIOD ACTUAL	YTD ACTUAL	BUDGET	UNEXPENDED	PCNT
<u>PARKS</u>					
10-70-110 FULL-TIME EMPLOYEE SALARIES	5,309.51	5,309.51	55,000.00	49,690.49	9.7
10-70-120 PART-TIME EMPLOYEE SALARIES	.00	.00	16,000.00	16,000.00	.0
10-70-130 EMPLOYEE BENEFIT - RETIREMENT	1,030.80	1,030.80	14,000.00	12,969.20	7.4
10-70-131 EMPLOYEE BENEFIT-EMPLOYER FICA	403.57	403.57	6,000.00	5,596.43	6.7
10-70-133 EMPLOYEE BENEFIT - WORK. COMP.	128.56	128.56	3,000.00	2,871.44	4.3
10-70-134 EMPLOYEE BENEFIT - UI	.00	.00	2,000.00	2,000.00	.0
10-70-135 EMPLOYEE BENEFIT - HEALTH INS.	679.66	679.66	33,000.00	32,320.34	2.1
10-70-137 EMPLOYEE TESTING	.00	.00	.00	.00	.0
10-70-140 UNIFORMS	275.69	275.69	1,600.00	1,324.31	17.2
10-70-230 TRAVEL & TRAINING	.00	.00	2,500.00	2,500.00	.0
10-70-250 EQUIPMENT SUPPLIES & MAINT.	1,267.25	1,267.25	9,000.00	7,732.75	14.1
10-70-255 VEHICLE LEASE	.00	.00	.00	.00	.0
10-70-256 FUEL EXPENSE	.00	.00	5,000.00	5,000.00	.0
10-70-260 BUILDINGS & GROUNDS MAINT.	.00	.00	10,000.00	10,000.00	.0
10-70-261 GROUNDS SUPPLIES & MAINTENANCE	3,502.20	3,502.20	35,000.00	31,497.80	10.0
10-70-270 UTILITIES	.00	.00	8,000.00	8,000.00	.0
10-70-280 TELEPHONE	44.00	44.00	.00	(44.00)	.0
10-70-312 PROFESSIONAL & TECH. - ENGINR	556.25	556.25	20,000.00	19,443.75	2.8
10-70-350 SOFTWARE MAINTENANCE	.00	.00	600.00	600.00	.0
10-70-430 TREES	.00	.00	2,000.00	2,000.00	.0
10-70-435 SAFETY INCENTIVE PROGRAM	.00	.00	.00	.00	.0
10-70-550 BANKING CHARGES	.00	.00	300.00	300.00	.0
10-70-626 UTA PARK AND RIDE	43.54	43.54	15,700.00	15,656.46	.3
10-70-730 IMPROVEMENTS OTHER THAN BLDGS	.00	.00	.00	.00	.0
10-70-740 EQUIPMENT	.00	.00	1,300.00	1,300.00	.0
TOTAL PARKS	13,241.03	13,241.03	240,000.00	226,758.97	5.5
TOTAL FUND EXPENDITURES	184,043.58	184,043.58	2,768,000.00	2,583,956.42	6.7
NET REVENUE OVER EXPENDITURES	(118,151.74)	(118,151.74)	10,000.00	128,151.74	(1181.

SOUTH WEBER CITY CORPORATION
REVENUES WITH COMPARISON TO BUDGET
FOR THE 1 MONTHS ENDING JULY 31, 2019

RECREATION FUND

	PERIOD ACTUAL	YTD ACTUAL	BUDGET	UNEXPENDED	PCNT
<u>RECREATION REVENUE</u>					
20-34-720 RENTAL - ACTIVITY CENTER	348.00	348.00	10,000.00	9,652.00	3.5
20-34-751 MEMBERSHIP FEES	1,149.00	1,149.00	20,000.00	18,851.00	5.8
20-34-752 COMPETITION LEAGUE FEES	.00	.00	17,000.00	17,000.00	.0
20-34-753 MISC REVENUE	20.00	20.00	1,000.00	980.00	2.0
20-34-754 COMPETITION BASEBALL	.00	.00	.00	.00	.0
20-34-755 BASKETBALL	.00	.00	14,000.00	14,000.00	.0
20-34-756 BASEBALL & SOFTBALL	.00	.00	7,500.00	7,500.00	.0
20-34-757 SOCCER	735.00	735.00	8,000.00	7,265.00	9.2
20-34-758 FLAG FOOTBALL	1,600.00	1,600.00	4,500.00	2,900.00	35.6
20-34-759 VOLLEYBALL	530.00	530.00	2,000.00	1,470.00	26.5
20-34-811 SALES TAX BOND PMT-RESTRICTED	.00	.00	.00	.00	.0
20-34-841 GRAVEL PIT FEES	.00	.00	55,000.00	55,000.00	.0
TOTAL RECREATION REVENUE	4,382.00	4,382.00	139,000.00	134,618.00	3.2
<u>SOURCE 36</u>					
20-36-895 RENTAL OF UNIFORMS AND EQUIP	.00	.00	1,500.00	1,500.00	.0
TOTAL SOURCE 36	.00	.00	1,500.00	1,500.00	.0
<u>SOURCE 37</u>					
20-37-100 INTEREST EARNINGS	.00	.00	3,000.00	3,000.00	.0
TOTAL SOURCE 37	.00	.00	3,000.00	3,000.00	.0
<u>CONTRIBUTIONS & TRANSFERS</u>					
20-39-091 TRANSFER FROM CAPITAL PROJECTS	.00	.00	.00	.00	.0
20-39-470 TRANSFER FROM OTHER FUNDS	.00	.00	97,500.00	97,500.00	.0
20-39-800 TRANSFER FROM IMPACT FEE FUND	.00	.00	66,000.00	66,000.00	.0
20-39-900 FUND BALANCE TO BE APPROPRIATE	.00	.00	4,000.00	4,000.00	.0
TOTAL CONTRIBUTIONS & TRANSFERS	.00	.00	167,500.00	167,500.00	.0
TOTAL FUND REVENUE	4,382.00	4,382.00	311,000.00	306,618.00	1.4

SOUTH WEBER CITY CORPORATION
EXPENDITURES WITH COMPARISON TO BUDGET
FOR THE 1 MONTHS ENDING JULY 31, 2019

RECREATION FUND

	PERIOD ACTUAL	YTD ACTUAL	BUDGET	UNEXPENDED	PCNT
<u>RECREATION EXPENDITURES</u>					
20-71-110 FULL-TIME EMPLOYEE SALARIES	3,785.60	3,785.60	54,000.00	50,214.40	7.0
20-71-120 PART-TIME EMPLOYEE SALARIES	2,569.18	2,569.18	51,000.00	48,430.82	5.0
20-71-130 EMPLOYEE BENEFIT - RETIREMENT	737.88	737.88	11,000.00	10,262.12	6.7
20-71-131 EMPLOYEE BENEFIT-EMPLOYER FICA	477.83	477.83	8,000.00	7,522.17	6.0
20-71-133 EMPLOYEE BENEFIT - WORK. COMP.	127.89	127.89	2,000.00	1,872.11	6.4
20-71-134 EMPLOYEE BENEFIT - UI	.00	.00	2,000.00	2,000.00	.0
20-71-135 EMPLOYEE BENEFIT - HEALTH INS.	759.34	759.34	11,000.00	10,240.66	6.9
20-71-137 EMPLOYEE TESTING	17.95	17.95	200.00	182.05	9.0
20-71-210 BOOKS/SUBSCRIPTIONS/MEMBERSHIP	.00	.00	.00	.00	.0
20-71-230 TRAVEL & TRAINING	.00	.00	1,500.00	1,500.00	.0
20-71-240 OFFICE SUPPLIES AND EXPENSE	.00	.00	1,000.00	1,000.00	.0
20-71-241 MATERIALS & SUPPLIES	39.82	39.82	2,000.00	1,960.18	2.0
20-71-250 EQUIPMENT SUPPLIES & MAINT.	.00	.00	1,000.00	1,000.00	.0
20-71-256 FUEL EXPENSE	.00	.00	200.00	200.00	.0
20-71-262 GENERAL GOVERNMENT BUILDINGS	.00	.00	4,000.00	4,000.00	.0
20-71-270 UTILITIES	.00	.00	7,000.00	7,000.00	.0
20-71-280 TELEPHONE	.00	.00	4,000.00	4,000.00	.0
20-71-331 PROMOTIONS	.00	.00	1,500.00	1,500.00	.0
20-71-340 PROGRAM OFFICIALS	.00	.00	.00	.00	.0
20-71-350 SOFTWARE MAINTENANCE	.00	.00	700.00	700.00	.0
20-71-370 PROFESSIONAL/TECHNICAL SERVICE	.00	.00	.00	.00	.0
20-71-480 BASKETBALL	1,796.75	1,796.75	11,000.00	9,203.25	16.3
20-71-481 BASEBALL & SOFTBALL	446.42	446.42	7,000.00	6,553.58	6.4
20-71-482 SOCCER	641.30	641.30	4,500.00	3,858.70	14.3
20-71-483 FLAG FOOTBALL	29.36	29.36	3,000.00	2,970.64	1.0
20-71-484 VOLLEYBALL	83.39	83.39	2,000.00	1,916.61	4.2
20-71-485 SUMMER FUN	.00	.00	2,000.00	2,000.00	.0
20-71-486 SR LUNCHEON	.00	.00	1,500.00	1,500.00	.0
20-71-488 COMPETITION BASKETBALL	.00	.00	9,000.00	9,000.00	.0
20-71-489 COMPETITION BASEBALL	.00	.00	300.00	300.00	.0
20-71-491 FLY FISHING	.00	.00	1,000.00	1,000.00	.0
20-71-510 INSURANCE & SURETY BONDS	.00	.00	.00	.00	.0
20-71-530 INTEREST EXPENSE	8,151.57	8,151.57	17,000.00	8,848.43	48.0
20-71-550 BANKING CHARGES	.00	.00	800.00	800.00	.0
20-71-610 MISCELLANEOUS	.00	.00	800.00	800.00	.0
20-71-625 CASH OVER AND SHORT	.00	.00	.00	.00	.0
20-71-740 EQUIPMENT	.00	.00	1,000.00	1,000.00	.0
20-71-811 BOND PRINCIPAL	.00	.00	72,000.00	72,000.00	.0
20-71-900 TRANSFER TO FUND BALANCE	.00	.00	.00	.00	.0
20-71-915 TRANSFER TO ADMIN. SERVICES	.00	.00	16,000.00	16,000.00	.0
TOTAL RECREATION EXPENDITURES	19,664.28	19,664.28	311,000.00	291,335.72	6.3
TOTAL FUND EXPENDITURES	19,664.28	19,664.28	311,000.00	291,335.72	6.3
NET REVENUE OVER EXPENDITURES	(15,282.28)	(15,282.28)	.00	15,282.28	.0

SOUTH WEBER CITY CORPORATION
 REVENUES WITH COMPARISON TO BUDGET
 FOR THE 1 MONTHS ENDING JULY 31, 2019

SEWER IMPACT FEE FUND

	PERIOD ACTUAL	YTD ACTUAL	BUDGET	UNEXPENDED	PCNT
<u>REVENUE</u>					
21-37-100 INTEREST EARNINGS	.00	.00	.00	.00	.0
21-37-200 IMPACT FEES	20,531.00	20,531.00	150,000.00	129,469.00	13.7
TOTAL REVENUE	20,531.00	20,531.00	150,000.00	129,469.00	13.7
<u>CONTRIBUTIONS & TRANSFERS</u>					
21-39-900 FUND BAL TO BE APPROPRIATED	.00	.00	100,000.00	100,000.00	.0
TOTAL CONTRIBUTIONS & TRANSFERS	.00	.00	100,000.00	100,000.00	.0
TOTAL FUND REVENUE	20,531.00	20,531.00	250,000.00	229,469.00	8.2

SOUTH WEBER CITY CORPORATION
 EXPENDITURES WITH COMPARISON TO BUDGET
 FOR THE 1 MONTHS ENDING JULY 31, 2019

SEWER IMPACT FEE FUND

	PERIOD ACTUAL	YTD ACTUAL	BUDGET	UNEXPENDED	PCNT
<u>EXPENDITURES</u>					
21-40-760 SEWER IMPACT FEE PROJECTS	.00	.00	.00	.00	.0
TOTAL EXPENDITURES	.00	.00	.00	.00	.0
<u>DEPARTMENT 80</u>					
21-80-800 TRANSFERS	.00	.00	250,000.00	250,000.00	.0
TOTAL DEPARTMENT 80	.00	.00	250,000.00	250,000.00	.0
TOTAL FUND EXPENDITURES	.00	.00	250,000.00	250,000.00	.0
NET REVENUE OVER EXPENDITURES	20,531.00	20,531.00	.00	(20,531.00)	.0

SOUTH WEBER CITY CORPORATION
REVENUES WITH COMPARISON TO BUDGET
FOR THE 1 MONTHS ENDING JULY 31, 2019

STORM SEWER IMPACT FEE FUND

	PERIOD ACTUAL	YTD ACTUAL	BUDGET	UNEXPENDED	PCNT
<u>REVENUE</u>					
22-37-100 INTEREST EARNINGS	.00	.00	.00	.00	.0
22-37-200 IMPACT FEES	3,990.00	3,990.00	40,000.00	36,010.00	10.0
TOTAL REVENUE	3,990.00	3,990.00	40,000.00	36,010.00	10.0
<u>CONTRIBUTIONS & TRANSFERS</u>					
22-39-900 FUND BAL TO BE APPROPRIATED	.00	.00	112,000.00	112,000.00	.0
TOTAL CONTRIBUTIONS & TRANSFERS	.00	.00	112,000.00	112,000.00	.0
TOTAL FUND REVENUE	3,990.00	3,990.00	152,000.00	148,010.00	2.6

SOUTH WEBER CITY CORPORATION
EXPENDITURES WITH COMPARISON TO BUDGET
FOR THE 1 MONTHS ENDING JULY 31, 2019

STORM SEWER IMPACT FEE FUND

	PERIOD ACTUAL	YTD ACTUAL	BUDGET	UNEXPENDED	PCNT
<u>EXPENDITURES</u>					
22-40-760 PROJECTS	.00	.00	7,000.00	7,000.00	.0
22-40-799 FACILITIES	.00	.00	.00	.00	.0
TOTAL EXPENDITURES	.00	.00	7,000.00	7,000.00	.0
<u>DEPARTMENT 80</u>					
22-80-800 TRANSFERS	.00	.00	145,000.00	145,000.00	.0
TOTAL DEPARTMENT 80	.00	.00	145,000.00	145,000.00	.0
TOTAL FUND EXPENDITURES	.00	.00	152,000.00	152,000.00	.0
NET REVENUE OVER EXPENDITURES	3,990.00	3,990.00	.00	(3,990.00)	.0

SOUTH WEBER CITY CORPORATION
REVENUES WITH COMPARISON TO BUDGET
FOR THE 1 MONTHS ENDING JULY 31, 2019

PARK IMPACT FEE FUND

	PERIOD ACTUAL	YTD ACTUAL	BUDGET	UNEXPENDED	PCNT
<u>REVENUE</u>					
23-37-100 INTEREST EARNINGS	.00	.00	1,000.00	1,000.00	.0
23-37-200 IMPACT FEES	14,672.00	14,672.00	80,000.00	65,328.00	18.3
TOTAL REVENUE	14,672.00	14,672.00	81,000.00	66,328.00	18.1
<u>CONTRIBUTIONS & TRANSFERS</u>					
23-39-900 FUND BAL TO BE APPROPRIATED	.00	.00	79,000.00	79,000.00	.0
TOTAL CONTRIBUTIONS & TRANSFERS	.00	.00	79,000.00	79,000.00	.0
TOTAL FUND REVENUE	14,672.00	14,672.00	160,000.00	145,328.00	9.2

SOUTH WEBER CITY CORPORATION
 EXPENDITURES WITH COMPARISON TO BUDGET
 FOR THE 1 MONTHS ENDING JULY 31, 2019

PARK IMPACT FEE FUND

	PERIOD ACTUAL	YTD ACTUAL	BUDGET	UNEXPENDED	PCNT
<u>EXPENDITURES</u>					
23-40-760 PROJECTS	.00	.00	160,000.00	160,000.00	.0
23-40-900 TRANSFER TO FUND BALANCE	.00	.00	.00	.00	.0
TOTAL EXPENDITURES	.00	.00	160,000.00	160,000.00	.0
TOTAL FUND EXPENDITURES	.00	.00	160,000.00	160,000.00	.0
NET REVENUE OVER EXPENDITURES	14,672.00	14,672.00	.00	(14,672.00)	.0

SOUTH WEBER CITY CORPORATION
REVENUES WITH COMPARISON TO BUDGET
FOR THE 1 MONTHS ENDING JULY 31, 2019

ROAD IMPACT FEE FUND

	PERIOD ACTUAL	YTD ACTUAL	BUDGET	UNEXPENDED	PCNT
<u>REVENUE</u>					
24-37-100 INTEREST EARNINGS	.00	.00	.00	.00	.0
24-37-200 IMPACT FEES	7,027.42	7,027.42	40,000.00	32,972.58	17.6
TOTAL REVENUE	7,027.42	7,027.42	40,000.00	32,972.58	17.6
<u>CONTRIBUTIONS & TRANSFERS</u>					
24-39-500 CONTRIBUTION FROM FUND BAL	.00	.00	210,000.00	210,000.00	.0
24-39-900 FUND BAL TO BE APPROPRIATED	.00	.00	.00	.00	.0
TOTAL CONTRIBUTIONS & TRANSFERS	.00	.00	210,000.00	210,000.00	.0
TOTAL FUND REVENUE	7,027.42	7,027.42	250,000.00	242,972.58	2.8

SOUTH WEBER CITY CORPORATION
 EXPENDITURES WITH COMPARISON TO BUDGET
 FOR THE 1 MONTHS ENDING JULY 31, 2019

ROAD IMPACT FEE FUND

	PERIOD ACTUAL	YTD ACTUAL	BUDGET	UNEXPENDED	PCNT
<u>EXPENDITURES</u>					
24-40-760 PROJECTS	.00	.00	250,000.00	250,000.00	.0
24-40-799 FACILITIES	.00	.00	.00	.00	.0
24-40-900 TRANSFER TO FUND BALANCE	.00	.00	.00	.00	.0
TOTAL EXPENDITURES	.00	.00	250,000.00	250,000.00	.0
TOTAL FUND EXPENDITURES	.00	.00	250,000.00	250,000.00	.0
NET REVENUE OVER EXPENDITURES	7,027.42	7,027.42	.00	(7,027.42)	.0

SOUTH WEBER CITY CORPORATION
REVENUES WITH COMPARISON TO BUDGET
FOR THE 1 MONTHS ENDING JULY 31, 2019

WATER IMPACT FEE FUND

	PERIOD ACTUAL	YTD ACTUAL	BUDGET	UNEXPENDED	PCNT
<u>REVENUE</u>					
26-37-100 INTEREST EARNINGS	.00	.00	1,000.00	1,000.00	.0
26-37-200 IMPACT FEES	8,615.00	8,615.00	100,000.00	91,385.00	8.6
TOTAL REVENUE	8,615.00	8,615.00	101,000.00	92,385.00	8.5
<u>CONTRIBUTIONS & TRANSFERS</u>					
26-39-900 FND BALANCE TO BE APPROPRIATED	.00	.00	69,000.00	69,000.00	.0
TOTAL CONTRIBUTIONS & TRANSFERS	.00	.00	69,000.00	69,000.00	.0
TOTAL FUND REVENUE	8,615.00	8,615.00	170,000.00	161,385.00	5.1

SOUTH WEBER CITY CORPORATION
 EXPENDITURES WITH COMPARISON TO BUDGET
 FOR THE 1 MONTHS ENDING JULY 31, 2019

WATER IMPACT FEE FUND

	PERIOD ACTUAL	YTD ACTUAL	BUDGET	UNEXPENDED	PCNT
<u>DEPARTMENT 40</u>					
26-40-760 PROJECTS	.00	.00	.00	.00	.0
26-40-799 FACILITIES	.00	.00	.00	.00	.0
TOTAL DEPARTMENT 40	.00	.00	.00	.00	.0
<u>TRANSFERS</u>					
26-80-800 TRANSFERS	.00	.00	170,000.00	170,000.00	.0
TOTAL TRANSFERS	.00	.00	170,000.00	170,000.00	.0
TOTAL FUND EXPENDITURES	.00	.00	170,000.00	170,000.00	.0
NET REVENUE OVER EXPENDITURES	8,615.00	8,615.00	.00	(8,615.00)	.0

SOUTH WEBER CITY CORPORATION
REVENUES WITH COMPARISON TO BUDGET
FOR THE 1 MONTHS ENDING JULY 31, 2019

RECREATION IMPACT FEE FUND

	PERIOD ACTUAL	YTD ACTUAL	BUDGET	UNEXPENDED	PCNT
<u>REVENUE</u>					
27-37-100 INTEREST EARNINGS	.00	.00	1,000.00	1,000.00	.0
27-37-200 IMPACT FEES	5,838.00	5,838.00	65,000.00	59,162.00	9.0
TOTAL REVENUE	5,838.00	5,838.00	66,000.00	60,162.00	8.9
<u>CONTRIBUTIONS & TRANSFERS</u>					
27-39-470 TRANSFER FROM OTHER FUNDS	.00	.00	.00	.00	.0
27-39-900 FUND BAL TO BE APPROPRIATED	.00	.00	.00	.00	.0
TOTAL CONTRIBUTIONS & TRANSFERS	.00	.00	.00	.00	.0
TOTAL FUND REVENUE	5,838.00	5,838.00	66,000.00	60,162.00	8.9

SOUTH WEBER CITY CORPORATION
EXPENDITURES WITH COMPARISON TO BUDGET
FOR THE 1 MONTHS ENDING JULY 31, 2019

RECREATION IMPACT FEE FUND

	PERIOD ACTUAL	YTD ACTUAL	BUDGET	UNEXPENDED	PCNT
<u>EXPENDITURES</u>					
27-40-760 PROJECTS	.00	.00	.00	.00	.0
27-40-799 FACILITIES	.00	.00	.00	.00	.0
TOTAL EXPENDITURES	.00	.00	.00	.00	.0
<u>DEPARTMENT 80</u>					
27-80-800 TRANSFERS	.00	.00	66,000.00	66,000.00	.0
TOTAL DEPARTMENT 80	.00	.00	66,000.00	66,000.00	.0
TOTAL FUND EXPENDITURES	.00	.00	66,000.00	66,000.00	.0
NET REVENUE OVER EXPENDITURES	5,838.00	5,838.00	.00	(5,838.00)	.0

SOUTH WEBER CITY CORPORATION
REVENUES WITH COMPARISON TO BUDGET
FOR THE 1 MONTHS ENDING JULY 31, 2019

PUBLIC SAFETY IMPACT FEE FUND

	PERIOD ACTUAL	YTD ACTUAL	BUDGET	UNEXPENDED	PCNT
<u>REVENUE</u>					
29-37-100 INTEREST EARNINGS	.00	.00	.00	.00	.0
29-37-200 IMPACT FEES	882.00	882.00	10,000.00	9,118.00	8.8
TOTAL REVENUE	882.00	882.00	10,000.00	9,118.00	8.8
<u>CONTRIBUTIONS & TRANSFERS</u>					
29-39-470 TRANSFER FROM OTHER FUNDS	.00	.00	.00	.00	.0
29-39-900 FUND BAL TO BE APPROPRIATED	.00	.00	.00	.00	.0
TOTAL CONTRIBUTIONS & TRANSFERS	.00	.00	.00	.00	.0
TOTAL FUND REVENUE	882.00	882.00	10,000.00	9,118.00	8.8

SOUTH WEBER CITY CORPORATION
 EXPENDITURES WITH COMPARISON TO BUDGET
 FOR THE 1 MONTHS ENDING JULY 31, 2019

PUBLIC SAFETY IMPACT FEE FUND

	PERIOD ACTUAL	YTD ACTUAL	BUDGET	UNEXPENDED	PCNT
<u>EXPENDITURES</u>					
29-40-760 PROJECTS	.00	.00	.00	.00	.0
29-40-799 FACILITIES	.00	.00	.00	.00	.0
TOTAL EXPENDITURES	.00	.00	.00	.00	.0
<u>DEPARTMENT 80</u>					
29-80-800 TRANSFERS	.00	.00	10,000.00	10,000.00	.0
TOTAL DEPARTMENT 80	.00	.00	10,000.00	10,000.00	.0
TOTAL FUND EXPENDITURES	.00	.00	10,000.00	10,000.00	.0
NET REVENUE OVER EXPENDITURES	882.00	882.00	.00	(882.00)	.0

SOUTH WEBER CITY CORPORATION
REVENUES WITH COMPARISON TO BUDGET
FOR THE 1 MONTHS ENDING JULY 31, 2019

CAPITAL PROJECTS FUND

	PERIOD ACTUAL	YTD ACTUAL	BUDGET	UNEXPENDED	PCNT
<u>SOURCE 31</u>					
45-31-300 SALES AND USE TAX	.00	.00	200,000.00	200,000.00	.0
TOTAL SOURCE 31	.00	.00	200,000.00	200,000.00	.0
<u>INTERGOVERNMENTAL REVENUE</u>					
45-33-400 STATE GRANTS	.00	.00	.00	.00	.0
TOTAL INTERGOVERNMENTAL REVENUE	.00	.00	.00	.00	.0
<u>CHARGES FOR SERVICES</u>					
45-34-435 DONATIONS - CMP RAIL ROAD	.00	.00	.00	.00	.0
45-34-440 CONTRIBUTIONS	.00	.00	827,000.00	827,000.00	.0
45-34-445 CONTRIBUTIONS - RESTRICTED	.00	.00	.00	.00	.0
TOTAL CHARGES FOR SERVICES	.00	.00	827,000.00	827,000.00	.0
<u>MISCELLANEOUS REVENUE</u>					
45-36-100 INTEREST EARNINGS	.00	.00	8,000.00	8,000.00	.0
45-36-110 SALE OF PROPERTY	.00	.00	.00	.00	.0
TOTAL MISCELLANEOUS REVENUE	.00	.00	8,000.00	8,000.00	.0
<u>CONTRIBUTIONS AND TRANSFERS</u>					
45-39-380 FUND SURPLUS-UNRESTRICTED	.00	.00	.00	.00	.0
45-39-470 TRANSFER FROM OTHER FUNDS	.00	.00	.00	.00	.0
45-39-500 FUND BALANCE TO BE APPROPRIATE	.00	.00	.00	.00	.0
45-39-800 TRANSFER FROM IMPACT FEES	.00	.00	395,000.00	395,000.00	.0
45-39-810 TRANSFER FROM CLASS "C"	.00	.00	500,000.00	500,000.00	.0
45-39-900 FUND BAL TO BE APPROPRIATED	.00	.00	680,000.00	680,000.00	.0
TOTAL CONTRIBUTIONS AND TRANSFERS	.00	.00	1,575,000.00	1,575,000.00	.0
TOTAL FUND REVENUE	.00	.00	2,610,000.00	2,610,000.00	.0

SOUTH WEBER CITY CORPORATION
EXPENDITURES WITH COMPARISON TO BUDGET
FOR THE 1 MONTHS ENDING JULY 31, 2019

CAPITAL PROJECTS FUND

	PERIOD ACTUAL	YTD ACTUAL	BUDGET	UNEXPENDED	PCNT
45-43-740 EQUIPMENT	.00	.00	.00	.00	.0
TOTAL DEPARTMENT 43	.00	.00	.00	.00	.0
<u>DEPARTMENT 57</u>					
45-57-720 BUILDINGS	.00	.00	30,000.00	30,000.00	.0
45-57-740 EQUIPMENT	.00	.00	85,000.00	85,000.00	.0
TOTAL DEPARTMENT 57	.00	.00	115,000.00	115,000.00	.0
<u>DEPARTMENT 60</u>					
45-60-710 LAND	.00	.00	.00	.00	.0
45-60-720 1040BUILDINGS	.00	.00	800,000.00	800,000.00	.0
45-60-730 STREETS-IMP OTHER THAN BLDG	249,423.41	249,423.41	1,391,000.00	1,141,576.59	17.9
45-60-740 EQUIPMENT	.00	.00	34,000.00	34,000.00	.0
TOTAL DEPARTMENT 60	249,423.41	249,423.41	2,225,000.00	1,975,576.59	11.2
<u>DEPARTMENT 70</u>					
45-70-710 LAND	.00	.00	.00	.00	.0
45-70-730 IMPROVEMENTS OTHER THAN BLDGS	.00	.00	145,000.00	145,000.00	.0
45-70-740 EQUIPMENT	.00	.00	125,000.00	125,000.00	.0
TOTAL DEPARTMENT 70	.00	.00	270,000.00	270,000.00	.0
<u>DEPARTMENT 90</u>					
45-90-850 TRANSFER TO TRANS. UTIL. FUND	.00	.00	.00	.00	.0
45-90-900 TRANSFER TO FUND BALANCE	.00	.00	.00	.00	.0
TOTAL DEPARTMENT 90	.00	.00	.00	.00	.0
TOTAL FUND EXPENDITURES	249,423.41	249,423.41	2,610,000.00	2,360,576.59	9.6
NET REVENUE OVER EXPENDITURES	(249,423.41)	(249,423.41)	.00	249,423.41	.0

SOUTH WEBER CITY CORPORATION
REVENUES WITH COMPARISON TO BUDGET
FOR THE 1 MONTHS ENDING JULY 31, 2019

WATER UTILITY FUND

	PERIOD ACTUAL	YTD ACTUAL	BUDGET	UNEXPENDED	PCNT
<u>MISCELLANEOUS REVENUE</u>					
51-36-100 INTEREST EARNINGS	.00	.00	15,000.00	15,000.00	.0
51-36-300 MISC UTILITY REVENUE	400.00	400.00	.00	(400.00)	.0
TOTAL MISCELLANEOUS REVENUE	400.00	400.00	15,000.00	14,600.00	2.7
<u>WATER UTILITIES REVENUE</u>					
51-37-100 WATER SALES	121,982.40	121,982.40	1,500,000.00	1,378,017.60	8.1
51-37-105 WATER CONNECTION FEE	1,855.00	1,855.00	16,000.00	14,145.00	11.6
51-37-130 PENALTIES	3,335.00	3,335.00	39,000.00	35,665.00	8.6
TOTAL WATER UTILITIES REVENUE	127,172.40	127,172.40	1,555,000.00	1,427,827.60	8.2
<u>SOURCE 38</u>					
51-38-820 CONTRIBUTIONS FROM IMPACT FEES	.00	.00	110,000.00	110,000.00	.0
51-38-900 SUNDRY REVENUES	.00	.00	.00	.00	.0
51-38-910 CAPITAL CONTRIBUTIONS	.00	.00	20,000.00	20,000.00	.0
51-38-920 GAIN/LOSS ON SALE OF ASSETS	.00	.00	.00	.00	.0
TOTAL SOURCE 38	.00	.00	130,000.00	130,000.00	.0
<u>CONTRIBUTIONS AND TRANSFERS</u>					
51-39-470 TRANSFER FROM OTHER FUNDS	.00	.00	.00	.00	.0
51-39-900 FUND BAL TO BE APPROPRIATED	.00	.00	989,000.00	989,000.00	.0
TOTAL CONTRIBUTIONS AND TRANSFERS	.00	.00	989,000.00	989,000.00	.0
TOTAL FUND REVENUE	127,572.40	127,572.40	2,689,000.00	2,561,427.60	4.7

SOUTH WEBER CITY CORPORATION
EXPENDITURES WITH COMPARISON TO BUDGET
FOR THE 1 MONTHS ENDING JULY 31, 2019

WATER UTILITY FUND

	PERIOD ACTUAL	YTD ACTUAL	BUDGET	UNEXPENDED	PCNT
<u>EXPENDITURES</u>					
51-40-110 FULL-TIME EMPLOYEE SALARIES	7,946.75	7,946.75	96,000.00	88,053.25	8.3
51-40-120 PART-TIME EMPLOYEE SALARIES	.00	.00	.00	.00	.0
51-40-130 EMPLOYEE BENEFIT - RETIREMENT	1,558.15	1,558.15	23,000.00	21,441.85	6.8
51-40-131 EMPLOYEE BENEFIT-EMPLOYER FICA	592.61	592.61	8,000.00	7,407.39	7.4
51-40-133 EMPLOYEE BENEFIT - WORK. COMP.	226.56	226.56	3,000.00	2,773.44	7.6
51-40-134 EMPLOYEE BENEFIT - UI	.00	.00	1,400.00	1,400.00	.0
51-40-135 EMPLOYEE BENEFIT - HEALTH INS.	1,841.98	1,841.98	36,000.00	34,158.02	5.1
51-40-137 EMPLOYEE TESTING	.00	.00	.00	.00	.0
51-40-140 UNIFORMS	137.90	137.90	900.00	762.10	15.3
51-40-210 BOOKS/SUBSCRIPTIONS/MEMBERSHIP	.00	.00	1,600.00	1,600.00	.0
51-40-230 TRAVEL & TRAINING	.00	.00	1,500.00	1,500.00	.0
51-40-240 OFFICE SUPPLIES & EXPENSE	35.78	35.78	1,800.00	1,764.22	2.0
51-40-250 EQUIPMENT SUPPLIES & MAINT.	69.00	69.00	25,000.00	24,931.00	.3
51-40-255 VEHICLE LEASE	.00	.00	.00	.00	.0
51-40-256 FUEL EXPENSE	.00	.00	2,000.00	2,000.00	.0
51-40-260 BUILDINGS & GROUNDS MAINT.	.00	.00	10,000.00	10,000.00	.0
51-40-262 GENERAL GOVERNMENT BUILDINGS	.00	.00	.00	.00	.0
51-40-270 UTILITIES	.00	.00	24,000.00	24,000.00	.0
51-40-280 TELEPHONE	44.00	44.00	2,000.00	1,956.00	2.2
51-40-312 PROFESSIONAL & TECH. - ENGINR	539.75	539.75	70,000.00	69,460.25	.8
51-40-318 PROFESSIONAL TECHNICAL	.00	.00	2,200.00	2,200.00	.0
51-40-350 SOFTWARE MAINTENANCE	.00	.00	7,000.00	7,000.00	.0
51-40-370 UTILITY BILLING	683.68	683.68	11,000.00	10,316.32	6.2
51-40-480 SPECIAL WATER SUPPLIES	587.96	587.96	7,000.00	6,412.04	8.4
51-40-481 WATER PURCHASES	.00	.00	313,000.00	313,000.00	.0
51-40-483 EMERGENCY LEAKS & REPAIRS	.00	.00	.00	.00	.0
51-40-485 FIRE HYDRANT UPDATE	.00	.00	50,000.00	50,000.00	.0
51-40-490 O & M CHARGE	5,013.07	5,013.07	74,000.00	68,986.93	6.8
51-40-495 METER REPLACEMENTS	.00	.00	50,000.00	50,000.00	.0
51-40-530 INTEREST EXPENSE	.00	.00	120,600.00	120,600.00	.0
51-40-550 BANKING CHARGES	.00	.00	7,000.00	7,000.00	.0
51-40-650 DEPRECIATION	.00	.00	235,000.00	235,000.00	.0
51-40-730 IMPROVEMENTS OTHER THAN BLDGS	3,760.60	3,760.60	1,055,000.00	1,051,239.40	.4
51-40-740 EQUIPMENT	.00	.00	250,000.00	250,000.00	.0
51-40-750 CAPITAL OUTLAY - VEHICLES	.00	.00	45,000.00	45,000.00	.0
51-40-811 BOND PRINCIPAL	.00	.00	95,000.00	95,000.00	.0
51-40-900 TRANSFER TO FUND BALANCE	.00	.00	.00	.00	.0
51-40-915 TRANSFER TO ADMIN SERVICES	.00	.00	61,000.00	61,000.00	.0
51-40-950 CONTRI. TO FUND BALANCE - RSRV	.00	.00	.00	.00	.0
TOTAL EXPENDITURES	23,037.79	23,037.79	2,689,000.00	2,665,962.21	.9
<u>DEPARTMENT 80</u>					
51-80-512 CONTRIBUTIONS	.00	.00	.00	.00	.0
TOTAL DEPARTMENT 80	.00	.00	.00	.00	.0

SOUTH WEBER CITY CORPORATION
 EXPENDITURES WITH COMPARISON TO BUDGET
 FOR THE 1 MONTHS ENDING JULY 31, 2019

WATER UTILITY FUND

	PERIOD ACTUAL	YTD ACTUAL	BUDGET	UNEXPENDED	PCNT
TOTAL FUND EXPENDITURES	23,037.79	23,037.79	2,689,000.00	2,665,962.21	.9
NET REVENUE OVER EXPENDITURES	104,534.61	104,534.61	.00	(104,534.61)	.0

SOUTH WEBER CITY CORPORATION
REVENUES WITH COMPARISON TO BUDGET
FOR THE 1 MONTHS ENDING JULY 31, 2019

SEWER UTILITY FUND

	PERIOD ACTUAL	YTD ACTUAL	BUDGET	UNEXPENDED	PCNT
<u>MISCELLANEOUS REVENUE</u>					
52-36-100 INTEREST EARNINGS	.00	.00	25,000.00	25,000.00	.0
TOTAL MISCELLANEOUS REVENUE	.00	.00	25,000.00	25,000.00	.0
<u>SEWER UTILITIES REVENUE</u>					
52-37-300 SEWER SALES	78,075.43	78,075.43	900,000.00	821,924.57	8.7
52-37-360 CWDIS 5% RETAINAGE	832.05	832.05	10,000.00	9,167.95	8.3
52-37-400 CWSID SEWER CONN FEES PAYABLE	.00	.00	.00	.00	.0
TOTAL SEWER UTILITIES REVENUE	78,907.48	78,907.48	910,000.00	831,092.52	8.7
<u>SOURCE 38</u>					
52-38-820 CONTRIBUTION FROM IMPACT FEES	.00	.00	150,000.00	150,000.00	.0
52-38-910 CAPITAL CONTRIBUTIONS	.00	.00	18,000.00	18,000.00	.0
52-38-920 GAIN/LOSS ON SALE OF ASSETS	.00	.00	.00	.00	.0
TOTAL SOURCE 38	.00	.00	168,000.00	168,000.00	.0
<u>SOURCE 39</u>					
52-39-900 FUND BAL TO BE APPROPRIATED	.00	.00	858,000.00	858,000.00	.0
TOTAL SOURCE 39	.00	.00	858,000.00	858,000.00	.0
TOTAL FUND REVENUE	78,907.48	78,907.48	1,961,000.00	1,882,092.52	4.0

SOUTH WEBER CITY CORPORATION
EXPENDITURES WITH COMPARISON TO BUDGET
FOR THE 1 MONTHS ENDING JULY 31, 2019

SEWER UTILITY FUND

	PERIOD ACTUAL	YTD ACTUAL	BUDGET	UNEXPENDED	PCNT
<u>EXPENDITURES</u>					
52-40-110 FULL-TIME EMPLOYEE SALARIES	3,133.11	3,133.11	44,000.00	40,866.89	7.1
52-40-120 PART-TIME EMPLOYEE SALARIES	.00	.00	.00	.00	.0
52-40-130 EMPLOYEE BENEFIT - RETIREMENT	622.75	622.75	11,000.00	10,377.25	5.7
52-40-131 EMPLOYEE BENEFIT-EMPLOYER FICA	232.98	232.98	4,000.00	3,767.02	5.8
52-40-133 EMPLOYEE BENEFIT - WORK. COMP.	80.31	80.31	2,000.00	1,919.69	4.0
52-40-134 EMPLOYEE BENEFIT - UI	.00	.00	1,000.00	1,000.00	.0
52-40-135 EMPLOYEE BENEFIT - HEALTH INS.	424.90	424.90	14,000.00	13,575.10	3.0
52-40-140 UNIFORMS	68.91	68.91	900.00	831.09	7.7
52-40-210 BOOKS/SUBSCRIPTIONS/MEMBERSHIP	.00	.00	.00	.00	.0
52-40-230 TRAVEL & TRAINING	.00	.00	3,000.00	3,000.00	.0
52-40-240 OFFICE SUPPLIES & EXPENSE	35.78	35.78	1,000.00	964.22	3.6
52-40-250 EQUIPMENT SUPPLIES & MAINT.	.00	.00	5,000.00	5,000.00	.0
52-40-255 VEHICLE LEASE	.00	.00	.00	.00	.0
52-40-260 BUILDINGS & GROUNDS MAINT.	.00	.00	.00	.00	.0
52-40-270 UTILITIES	.00	.00	500.00	500.00	.0
52-40-312 PROFESSIONAL & TECH. - ENGINR	.00	.00	6,000.00	6,000.00	.0
52-40-350 SOFTWARE MAINTENANCE	.00	.00	2,000.00	2,000.00	.0
52-40-370 UTILITY BILLING	478.03	478.03	7,000.00	6,521.97	6.8
52-40-490 O & M CHARGE	.00	.00	60,000.00	60,000.00	.0
52-40-491 SEWER TREATMENT FEE	.00	.00	460,000.00	460,000.00	.0
52-40-496 CONNECTION FEE - CWSID	.00	.00	.00	.00	.0
52-40-530 INTEREST EXPENSE	.00	.00	.00	.00	.0
52-40-550 BANKING CHARGES	.00	.00	4,000.00	4,000.00	.0
52-40-650 DEPRECIATION	.00	.00	130,000.00	130,000.00	.0
52-40-690 PROJECTS	.00	.00	958,000.00	958,000.00	.0
52-40-900 TRANSFER TO FUND BALANCE	.00	.00	.00	.00	.0
52-40-915 TRANSFER TO ADMIN SERVICES	.00	.00	41,600.00	41,600.00	.0
52-40-950 CONTRI. TO FUND BALANCE - RSRV	.00	.00	206,000.00	206,000.00	.0
TOTAL EXPENDITURES	5,076.77	5,076.77	1,961,000.00	1,955,923.23	.3
<u>TRANSFERS AND CONTRIBUTIONS</u>					
52-80-512 CONTRIBUTIONS	.00	.00	.00	.00	.0
TOTAL TRANSFERS AND CONTRIBUTIONS	.00	.00	.00	.00	.0
TOTAL FUND EXPENDITURES	5,076.77	5,076.77	1,961,000.00	1,955,923.23	.3
NET REVENUE OVER EXPENDITURES	73,830.71	73,830.71	.00	(73,830.71)	.0

SOUTH WEBER CITY CORPORATION
REVENUES WITH COMPARISON TO BUDGET
FOR THE 1 MONTHS ENDING JULY 31, 2019

SANITATION UTILITY FUND

	PERIOD ACTUAL	YTD ACTUAL	BUDGET	UNEXPENDED	PCNT
<u>MISCELLANEOUS REVENUE</u>					
53-36-100 INTEREST EARNINGS	.00	.00	3,000.00	3,000.00	.0
TOTAL MISCELLANEOUS REVENUE	.00	.00	3,000.00	3,000.00	.0
<u>SANITATION UTILITIES REVENUE</u>					
53-37-700 SANITATION FEES	37,912.95	37,912.95	450,000.00	412,087.05	8.4
TOTAL SANITATION UTILITIES REVENUE	37,912.95	37,912.95	450,000.00	412,087.05	8.4
<u>SOURCE 38</u>					
53-38-920 GAIN/LOSS ON SALE OF ASSETS	.00	.00	.00	.00	.0
TOTAL SOURCE 38	.00	.00	.00	.00	.0
<u>SOURCE 39</u>					
53-39-900 FUND BAL TO BE APPROPRIATED	.00	.00	.00	.00	.0
TOTAL SOURCE 39	.00	.00	.00	.00	.0
TOTAL FUND REVENUE	37,912.95	37,912.95	453,000.00	415,087.05	8.4

SOUTH WEBER CITY CORPORATION
EXPENDITURES WITH COMPARISON TO BUDGET
FOR THE 1 MONTHS ENDING JULY 31, 2019

SANITATION UTILITY FUND

	PERIOD ACTUAL	YTD ACTUAL	BUDGET	UNEXPENDED	PCNT
<u>EXPENDITURES</u>					
53-40-110 FULL-TIME EMPLOYEE SALARIES	871.93	871.93	10,000.00	9,128.07	8.7
53-40-120 PART-TIME EMPLOYEE SALARIES	.00	.00	.00	.00	.0
53-40-130 EMPLOYEE BENEFIT - RETIREMENT	169.59	169.59	3,000.00	2,830.41	5.7
53-40-131 EMPLOYEE BENEFIT-EMPLOYER FICA	65.32	65.32	800.00	734.68	8.2
53-40-133 EMPLOYEE BENEFIT - WORK. COMP.	24.11	24.11	300.00	275.89	8.0
53-40-134 EMPLOYEE BENEFIT - UI	.00	.00	200.00	200.00	.0
53-40-135 EMPLOYEE BENEFIT - HEALTH INS.	136.06	136.06	4,000.00	3,863.94	3.4
53-40-140 UNIFORMS	.00	.00	900.00	900.00	.0
53-40-240 OFFICE SUPPLIES & EXPENSE	.00	.00	.00	.00	.0
53-40-250 EQUIPMENT SUPPLIES & MAINT.	6,325.65	6,325.65	12,000.00	5,674.35	52.7
53-40-251 VEHICLE MAINT & SUPPLIES	.00	.00	.00	.00	.0
53-40-255 VEHICLE LEASE	.00	.00	.00	.00	.0
53-40-350 SOFTWARE MAINTENANCE	.00	.00	2,500.00	2,500.00	.0
53-40-370 UTILITY BILLING	206.63	206.63	5,000.00	4,793.37	4.1
53-40-492 SANITATION FEE CHARGES	25,253.16	25,253.16	385,000.00	359,746.84	6.6
53-40-550 BANKING CHARGES	.00	.00	1,800.00	1,800.00	.0
53-40-650 DEPRECIATION	.00	.00	.00	.00	.0
53-40-900 CONTRIBUTION TO FUND BALANCE	.00	.00	.00	.00	.0
53-40-915 TRANSFER TO ADMIN SERVICES	.00	.00	27,500.00	27,500.00	.0
TOTAL EXPENDITURES	33,052.45	33,052.45	453,000.00	419,947.55	7.3
TOTAL FUND EXPENDITURES	33,052.45	33,052.45	453,000.00	419,947.55	7.3
NET REVENUE OVER EXPENDITURES	4,860.50	4,860.50	.00	(4,860.50)	.0

SOUTH WEBER CITY CORPORATION
REVENUES WITH COMPARISON TO BUDGET
FOR THE 1 MONTHS ENDING JULY 31, 2019

STORM SEWER UTILITY FUND

	PERIOD ACTUAL	YTD ACTUAL	BUDGET	UNEXPENDED	PCNT
<hr/>					
54-33-400 STATE GRANT	.00	.00	.00	.00	.0
TOTAL SOURCE 33	.00	.00	.00	.00	.0
<hr/>					
MISCELLANEOUS REVENUE					
54-36-100 INTEREST EARNINGS	.00	.00	10,000.00	10,000.00	.0
TOTAL MISCELLANEOUS REVENUE	.00	.00	10,000.00	10,000.00	.0
<hr/>					
STORM SEWER UTILITIES REVENUE					
54-37-450 STORM SEWER REVENUE	15,241.56	15,241.56	177,000.00	161,758.44	8.6
TOTAL STORM SEWER UTILITIES REVENUE	15,241.56	15,241.56	177,000.00	161,758.44	8.6
<hr/>					
SOURCE 38					
54-38-820 TFR FROM STORM SWR IMPACT FEE	.00	.00	152,000.00	152,000.00	.0
54-38-900 SUNDRY REVENUES	.00	.00	.00	.00	.0
54-38-910 CAPITAL CONTRIBUTIONS	.00	.00	140,000.00	140,000.00	.0
54-38-920 GAIN/LOSS ON SALE OF ASSETS	.00	.00	.00	.00	.0
TOTAL SOURCE 38	.00	.00	292,000.00	292,000.00	.0
<hr/>					
SOURCE 39					
54-39-900 FUND BAL TO BE APPROPRIATED	.00	.00	86,000.00	86,000.00	.0
TOTAL SOURCE 39	.00	.00	86,000.00	86,000.00	.0
<hr/>					
TOTAL FUND REVENUE	15,241.56	15,241.56	565,000.00	549,758.44	2.7

SOUTH WEBER CITY CORPORATION
 EXPENDITURES WITH COMPARISON TO BUDGET
 FOR THE 1 MONTHS ENDING JULY 31, 2019

STORM SEWER UTILITY FUND

	PERIOD ACTUAL	YTD ACTUAL	BUDGET	UNEXPENDED	PCNT
<u>EXPENDITURES</u>					
54-40-110 FULL-TIME EMPLOYEE SALARIES	2,166.70	2,166.70	36,000.00	33,833.30	6.0
54-40-120 PART-TIME EMPLOYEE SALARIES	.00	.00	.00	.00	.0
54-40-130 EMPLOYEE BENEFIT - RETIREMENT	426.60	426.60	9,000.00	8,573.40	4.7
54-40-131 EMPLOYEE BENEFIT-EMPLOYER FICA	159.71	159.71	3,000.00	2,840.29	5.3
54-40-133 EMPLOYEE BENEFIT - WORK. COMP.	44.12	44.12	2,000.00	1,955.88	2.2
54-40-134 EMPLOYEE BENEFIT - UI	.00	.00	500.00	500.00	.0
54-40-135 EMPLOYEE BENEFIT - HEALTH INS.	610.68	610.68	17,000.00	16,389.32	3.6
54-40-140 UNIFORMS	68.91	68.91	400.00	331.09	17.2
54-40-230 TRAVEL & TRAINING	.00	.00	500.00	500.00	.0
54-40-240 OFFICE SUPPLIES & EXPENSE	.00	.00	.00	.00	.0
54-40-250 EQUIPMENT SUPPLIES & MAINT.	.00	.00	1,500.00	1,500.00	.0
54-40-255 VEHICLE LEASE	.00	.00	.00	.00	.0
54-40-256 FUEL EXPENSE	.00	.00	400.00	400.00	.0
54-40-270 UTILITIES	.00	.00	.00	.00	.0
54-40-280 TELEPHONE	.00	.00	.00	.00	.0
54-40-312 PROFESSIONAL & TECH. - ENGINR	1,583.75	1,583.75	11,000.00	9,416.25	14.4
54-40-331 PROMOTIONS	.00	.00	1,500.00	1,500.00	.0
54-40-350 SOFTWARE MAINTENANCE	.00	.00	2,100.00	2,100.00	.0
54-40-370 UTILITY BILLING	104.57	104.57	2,100.00	1,995.43	5.0
54-40-493 STORM SEWER O & M	.00	.00	30,000.00	30,000.00	.0
54-40-550 BANKING CHARGES	.00	.00	1,000.00	1,000.00	.0
54-40-650 DEPRECIATION	.00	.00	130,000.00	130,000.00	.0
54-40-690 PROJECTS	.00	.00	296,000.00	296,000.00	.0
54-40-915 TRANSFER TO ADMIN SERVICES	.00	.00	21,000.00	21,000.00	.0
TOTAL EXPENDITURES	5,165.04	5,165.04	565,000.00	559,834.96	.9
<u>DEPARTMENT 80</u>					
54-80-512 CONTRIBUTIONS	.00	.00	.00	.00	.0
TOTAL DEPARTMENT 80	.00	.00	.00	.00	.0
TOTAL FUND EXPENDITURES	5,165.04	5,165.04	565,000.00	559,834.96	.9
NET REVENUE OVER EXPENDITURES	10,076.52	10,076.52	.00	(10,076.52)	.0

SOUTH WEBER CITY CORPORATION
 REVENUES WITH COMPARISON TO BUDGET
 FOR THE 1 MONTHS ENDING JULY 31, 2019

PENALTIES UTILITY FUND

	PERIOD ACTUAL	YTD ACTUAL	BUDGET	UNEXPENDED	PCNT
<u>MISCELLANEOUS REVENUE</u>					
55-36-100 INTEREST EARNINGS	.00	.00	.00	.00	.0
TOTAL MISCELLANEOUS REVENUE	.00	.00	.00	.00	.0
<u>SOURCE 37</u>					
55-37-130 PENALTIES	.00	.00	.00	.00	.0
TOTAL SOURCE 37	.00	.00	.00	.00	.0
TOTAL FUND REVENUE	.00	.00	.00	.00	.0
NET REVENUE OVER EXPENDITURES	.00	.00	.00	.00	.0

SOUTH WEBER CITY CORPORATION
REVENUES WITH COMPARISON TO BUDGET
FOR THE 1 MONTHS ENDING JULY 31, 2019

TRANSPORTATION UTILITY FUND

	PERIOD ACTUAL	YTD ACTUAL	BUDGET	UNEXPENDED	PCNT	
<hr/>						
56-31-305	TRANSPORTATION - LOCAL OPTION	.00	.00	62,000.00	62,000.00	.0
	TOTAL SOURCE 31	.00	.00	62,000.00	62,000.00	.0
<hr/>						
SOURCE 33						
56-33-560	CLASS "C" ROAD ALLOTMENT	.00	.00	211,500.00	211,500.00	.0
	TOTAL SOURCE 33	.00	.00	211,500.00	211,500.00	.0
<hr/>						
SOURCE 34						
56-34-270	DEVELOPER PMTS FOR IMPROV.	.00	.00	13,500.00	13,500.00	.0
	TOTAL SOURCE 34	.00	.00	13,500.00	13,500.00	.0
<hr/>						
SOURCE 36						
56-36-100	INTEREST EARNINGS	.00	.00	1,000.00	1,000.00	.0
	TOTAL SOURCE 36	.00	.00	1,000.00	1,000.00	.0
<hr/>						
SOURCE 37						
56-37-800	TRANSPORATION UTILITY FEE	32,982.75	32,982.75	380,000.00	347,017.25	8.7
	TOTAL SOURCE 37	32,982.75	32,982.75	380,000.00	347,017.25	8.7
<hr/>						
CONTRIBUTIONS AND TRANSFERS						
56-39-091	TRANSFER FROM CAPITAL PROJECTS	.00	.00	.00	.00	.0
56-39-900	FUND BAL TO BE APPROPRIATED	.00	.00	110,000.00	110,000.00	.0
56-39-910	TRANSFER FROM CLASS "C" RES.	.00	.00	.00	.00	.0
	TOTAL CONTRIBUTIONS AND TRANSFERS	.00	.00	110,000.00	110,000.00	.0
<hr/>						
	TOTAL FUND REVENUE	32,982.75	32,982.75	778,000.00	745,017.25	4.2

SOUTH WEBER CITY CORPORATION
 EXPENDITURES WITH COMPARISON TO BUDGET
 FOR THE 1 MONTHS ENDING JULY 31, 2019

TRANSPORTATION UTILITY FUND

	PERIOD ACTUAL	YTD ACTUAL	BUDGET	UNEXPENDED	PCNT
<u>EXPENDITURES</u>					
56-76-312 PROFESSIONAL & TECH. - ENGINR	1,109.75	1,109.75	18,000.00	16,890.25	6.2
56-76-424 CURB AND GUTTER RESTORATION	.00	.00	50,000.00	50,000.00	.0
56-76-425 STREET SEALING	.00	.00	400,000.00	400,000.00	.0
56-76-730 STREET PROJECTS	.00	.00	310,000.00	310,000.00	.0
56-76-910 TRANSFER TO CAP. PROJ. FUND	.00	.00	.00	.00	.0
56-76-990 CONTRIBUTION TO FUND BALANCE	.00	.00	.00	.00	.0
TOTAL EXPENDITURES	1,109.75	1,109.75	778,000.00	776,890.25	.1
TOTAL FUND EXPENDITURES	1,109.75	1,109.75	778,000.00	776,890.25	.1
NET REVENUE OVER EXPENDITURES	31,873.00	31,873.00	.00	(31,873.00)	.0

SOUTH WEBER CITY CORPORATION
EXPENDITURES WITH COMPARISON TO BUDGET
FOR THE 1 MONTHS ENDING JULY 31, 2019

GENERAL LONG-TERM DEBT

	PERIOD ACTUAL	YTD ACTUAL	BUDGET	UNEXPENDED	PCNT
95-43-139 PENSION EXPENSE	.00	.00	.00	.00	.0
TOTAL DEPARTMENT 43	.00	.00	.00	.00	.0
<u>DEPARTMENT 57</u>					
95-57-139 PENSION EXPENSE	.00	.00	.00	.00	.0
TOTAL DEPARTMENT 57	.00	.00	.00	.00	.0
<u>DEPARTMENT 60</u>					
95-60-139 PUBLIC WORKS PENSION EXP.	.00	.00	.00	.00	.0
TOTAL DEPARTMENT 60	.00	.00	.00	.00	.0
<u>DEPARTMENT 70</u>					
95-70-139 PARKS PENSION EXP.	.00	.00	.00	.00	.0
TOTAL DEPARTMENT 70	.00	.00	.00	.00	.0
<u>DEPARTMENT 71</u>					
95-71-139 RECREATION PENSION EXP.	.00	.00	.00	.00	.0
TOTAL DEPARTMENT 71	.00	.00	.00	.00	.0
TOTAL FUND EXPENDITURES	.00	.00	.00	.00	.0
NET REVENUE OVER EXPENDITURES	.00	.00	.00	.00	.0

Report Criteria:

Report type: GL detail

Chk. Date	Check #	Payee	Inv. Date	Description	GL Account	G/L Amt	Merchant Name
08/09/19	40192	ACE RECYCLING & DISPOSAL	08/01/19	Recycle Services - Aug - Oct 2019	1043270	51.00	ACE RECYCLING & DISPOSAL
Total 40192:						51.00	
08/09/19	40193	Ahlstrom, Douglas J.	07/31/19	Legal Services - July 2019	1043313	1,837.50	Ahlstrom, Douglas J.
Total 40193:						1,837.50	
08/09/19	40194	ALLRED, CHRISTOPHER F	07/31/19	Prosecution Services - July 2019	1042313	600.00	ALLRED, CHRISTOPHER F
Total 40194:						600.00	
08/22/19	40246	AT&T MOBILITY	06/30/19	Telecom Service - May 2019	1057280	228.99	AT&T MOBILITY
08/22/19	40246	AT&T MOBILITY	06/30/19	Telecom Service - May 2019	1058250	13.24	AT&T MOBILITY
08/22/19	40246	AT&T MOBILITY	06/30/19	Telecom Service - May 2019	1060250	36.48	AT&T MOBILITY
08/22/19	40246	AT&T MOBILITY	06/30/19	Telecom Service - May 2019	1070250	13.24	AT&T MOBILITY
08/22/19	40246	AT&T MOBILITY	06/30/19	Telecom Service - May 2019	5140490	58.84	AT&T MOBILITY
08/22/19	40246	AT&T MOBILITY	06/30/19	Telecom Service - May 2019	5240490	13.24	AT&T MOBILITY
08/22/19	40246	AT&T MOBILITY	06/30/19	Telecom Service - May 2019	5440493	13.24	AT&T MOBILITY
08/22/19	40246	AT&T MOBILITY	06/30/19	Telecom Service - June 2019	1057280	229.84	AT&T MOBILITY
08/22/19	40246	AT&T MOBILITY	06/30/19	Telecom Service - June 2019	1058250	13.24	AT&T MOBILITY
08/22/19	40246	AT&T MOBILITY	06/30/19	Telecom Service - June 2019	1060250	36.48	AT&T MOBILITY
08/22/19	40246	AT&T MOBILITY	06/30/19	Telecom Service - June 2019	1070250	13.24	AT&T MOBILITY
08/22/19	40246	AT&T MOBILITY	06/30/19	Telecom Service - Junel 2019	5140490	58.84	AT&T MOBILITY
08/22/19	40246	AT&T MOBILITY	06/30/19	Telecom Service - June 2019	5240490	13.24	AT&T MOBILITY
08/22/19	40246	AT&T MOBILITY	06/30/19	Telecom Service - June 2019	5440493	13.24	AT&T MOBILITY
08/22/19	40246	AT&T MOBILITY	08/10/19	Telecom Service - July 2019	1057280	229.84	AT&T MOBILITY
08/22/19	40246	AT&T MOBILITY	08/10/19	Telecom Service - July 2019	1058250	13.24	AT&T MOBILITY
08/22/19	40246	AT&T MOBILITY	08/10/19	Telecom Service - July 2019	1060250	36.48	AT&T MOBILITY
08/22/19	40246	AT&T MOBILITY	08/10/19	Telecom Service - July 2019	1070250	13.24	AT&T MOBILITY
08/22/19	40246	AT&T MOBILITY	08/10/19	Telecom Service - July 2019	5140490	58.84	AT&T MOBILITY
08/22/19	40246	AT&T MOBILITY	08/10/19	Telecom Service - July 2019	5240490	13.24	AT&T MOBILITY
08/22/19	40246	AT&T MOBILITY	08/10/19	Telecom Service - July 2019	5440493	13.24	AT&T MOBILITY
Total 40246:						1,133.51	
08/29/19	40273	Auric Solar WVC	08/28/19	Refund of Completion Bond SWC190709114	1021340	200.00	Auric Solar WVC

Chk. Date	Check #	Payee	Inv. Date	Description	GL Account	G/L Amt	Merchant Name
Total 40273:						200.00	
08/22/19	40247	Bastian, Mike	08/15/19	Refund of Completion Bond SWC190205016	1021340	500.00	Bastian, Mike
08/22/19	40247	Bastian, Mike	08/15/19	Refund of Completion Bond SWC190205017	1021340	1,000.00	Bastian, Mike
Total 40247:						1,500.00	
08/09/19	40195	BLOMQUIST HALE CONSULTING INC.	08/02/19	EAP Service - August 2019	1043135	185.00	BLOMQUIST HALE CONSULTING INC.
Total 40195:						185.00	
08/15/19	40231	BLOMQUIST HALE CONSULTING INC.	07/31/19	EAP Service - Feb 2019	1043135	185.00	BLOMQUIST HALE CONSULTING INC.
Total 40231:						185.00	
08/09/19	40196	Blue Raven Solar	08/07/19	Refund of Plan Check Double Payment SWC19	1021340	47.00	Blue Raven Solar
Total 40196:						47.00	
08/29/19	40274	Blue Raven Solar	08/28/19	Refund of Completion Bond SWC190723128	1021340	200.00	Blue Raven Solar
Total 40274:						200.00	
08/09/19	40197	BLUE STAKES OF UTAH	07/31/19	Blue Stakes - July 2019	5140490	149.73	BLUE STAKES OF UTAH
Total 40197:						149.73	
08/15/19	40232	BROWN, CURTIS	08/12/19	Prizes for Swim Party, Senior Lunch	2071485	88.06	BROWN, CURTIS
08/15/19	40232	BROWN, CURTIS	08/12/19	Prizes for Swim Party, Senior Lunch	2071486	314.37	BROWN, CURTIS
Total 40232:						402.43	
08/09/19	40198	Burton, Barry	07/31/19	Planner Services - July 2019	1058310	2,240.00	Burton, Barry
Total 40198:						2,240.00	
08/15/19	40233	CAL RANCH STORES	08/13/19	Shop Supplies	1060260	28.98	CAL RANCH STORES

Chk. Date	Check #	Payee	Inv. Date	Description	GL Account	G/L Amt	Merchant Name
Total 40233:						28.98	
08/29/19	40275	CAL RANCH STORES	08/27/19	Aerator Parts	1070250	30.36	CAL RANCH STORES
Total 40275:						30.36	
08/22/19	40248	Calvert, Brianne	08/19/19	Cash Bail Refund for Case #195400269	1021350	250.00	Calvert, Brianne
Total 40248:						250.00	
08/15/19	40234	CASELLE INC	08/13/19	Check-on-Demand Module	1043350	335.00	CASELLE INC
08/15/19	40234	CASELLE INC	08/13/19	Check-on-Demand Module	5240350	335.00	CASELLE INC
08/15/19	40234	CASELLE INC	V 08/13/19	Check-on-Demand Module	1043350	335.00	CASELLE INC
08/15/19	40234	CASELLE INC	V 08/13/19	Check-on-Demand Module	5240350	335.00	CASELLE INC
Total 40234:						1,340.00	
08/15/19	40244	CASELLE INC	08/13/19	Check-on-Demand Module	1043350	335.00	CASELLE INC
08/15/19	40244	CASELLE INC	08/13/19	Check-on-Demand Module	5140350	335.00	CASELLE INC
08/15/19	40244	CASELLE INC	08/13/19	Check-on-Demand Module	5240350	335.00	CASELLE INC
Total 40244:						1,005.00	
08/09/19	40199	CENTRAL WEBER SEWER IMPR DIST.	06/01/19	Second Quarter Impact Fees 2019	5221365	67,781.00	CENTRAL WEBER SEWER IMPR DIST.
Total 40199:						67,781.00	
08/22/19	40249	CENTURYLINK	08/10/19	SCADA Data Line - July 2019	5140490	59.77	CENTURYLINK
Total 40249:						59.77	
08/22/19	40250	CINTAS CORPORATION	08/16/19	First Aid - Shops - August 2019	1060250	32.51	CINTAS CORPORATION
Total 40250:						32.51	
08/09/19	40200	CINTAS CORPORATION LOC 180	07/31/19	MATS/TOWELS - 07/31/2019	1060250	13.20	CINTAS CORPORATION LOC 180
08/09/19	40200	CINTAS CORPORATION LOC 180	07/31/19	PW Uniforms - 07/31/2019	5240140	7.29	CINTAS CORPORATION LOC 180
08/09/19	40200	CINTAS CORPORATION LOC 180	07/31/19	PW Uniforms - 07/31/2019	5140140	14.59	CINTAS CORPORATION LOC 180
08/09/19	40200	CINTAS CORPORATION LOC 180	07/31/19	PW Uniforms - 07/31/2019	5440140	7.29	CINTAS CORPORATION LOC 180

Chk. Date	Check #	Payee	Inv. Date	Description	GL Account	G/L Amt	Merchant Name
08/09/19	40200	CINTAS CORPORATION LOC 180	07/31/19	PW Uniforms - 07/31/2019	1060140	14.59	CINTAS CORPORATION LOC 180
08/09/19	40200	CINTAS CORPORATION LOC 180	07/31/19	PW Uniforms - 07/31/2019	1070140	29.16	CINTAS CORPORATION LOC 180
08/09/19	40200	CINTAS CORPORATION LOC 180	07/31/19	PW Uniforms - 07/31/2019	1058140	14.58	CINTAS CORPORATION LOC 180
08/09/19	40200	CINTAS CORPORATION LOC 180	08/07/19	MATS/TOWELS - 08/07/2019	1060250	13.20	CINTAS CORPORATION LOC 180
08/09/19	40200	CINTAS CORPORATION LOC 180	08/07/19	PW Uniforms - 08/07/2019	5240140	7.29	CINTAS CORPORATION LOC 180
08/09/19	40200	CINTAS CORPORATION LOC 180	08/07/19	PW Uniforms - 08/07/2019	5140140	14.59	CINTAS CORPORATION LOC 180
08/09/19	40200	CINTAS CORPORATION LOC 180	08/07/19	PW Uniforms - 08/07/2019	5440140	7.29	CINTAS CORPORATION LOC 180
08/09/19	40200	CINTAS CORPORATION LOC 180	08/07/19	PW Uniforms - 08/07/2019	1060140	14.59	CINTAS CORPORATION LOC 180
08/09/19	40200	CINTAS CORPORATION LOC 180	08/07/19	PW Uniforms - 08/07/2019	1070140	29.16	CINTAS CORPORATION LOC 180
08/09/19	40200	CINTAS CORPORATION LOC 180	08/07/19	PW Uniforms - 08/07/2019	1058140	14.58	CINTAS CORPORATION LOC 180
Total 40200:						201.40	
08/15/19	40235	CINTAS CORPORATION LOC 180	08/14/19	MATS/TOWELS - 08/14/2019	1060250	13.20	CINTAS CORPORATION LOC 180
08/15/19	40235	CINTAS CORPORATION LOC 180	08/14/19	PW Uniforms - 08/14/2019	5240140	8.67	CINTAS CORPORATION LOC 180
08/15/19	40235	CINTAS CORPORATION LOC 180	08/14/19	PW Uniforms - 08/14/2019	5140140	17.35	CINTAS CORPORATION LOC 180
08/15/19	40235	CINTAS CORPORATION LOC 180	08/14/19	PW Uniforms - 08/14/2019	5440140	8.67	CINTAS CORPORATION LOC 180
08/15/19	40235	CINTAS CORPORATION LOC 180	08/14/19	PW Uniforms - 08/14/2019	1060140	17.35	CINTAS CORPORATION LOC 180
08/15/19	40235	CINTAS CORPORATION LOC 180	08/14/19	PW Uniforms - 08/14/2019	1070140	34.69	CINTAS CORPORATION LOC 180
08/15/19	40235	CINTAS CORPORATION LOC 180	08/14/19	PW Uniforms - 08/14/2019	1058140	17.34	CINTAS CORPORATION LOC 180
Total 40235:						117.27	
08/22/19	40251	CINTAS CORPORATION LOC 180	08/21/19	MATS/TOWELS - 08/21/2019	1060250	13.20	CINTAS CORPORATION LOC 180
08/22/19	40251	CINTAS CORPORATION LOC 180	08/21/19	PW Uniforms - 08/21/2019	5240140	7.24	CINTAS CORPORATION LOC 180
08/22/19	40251	CINTAS CORPORATION LOC 180	08/21/19	PW Uniforms - 08/21/2019	5140140	14.50	CINTAS CORPORATION LOC 180
08/22/19	40251	CINTAS CORPORATION LOC 180	08/21/19	PW Uniforms - 08/21/2019	5440140	7.24	CINTAS CORPORATION LOC 180
08/22/19	40251	CINTAS CORPORATION LOC 180	08/21/19	PW Uniforms - 08/21/2019	1060140	14.50	CINTAS CORPORATION LOC 180
08/22/19	40251	CINTAS CORPORATION LOC 180	08/21/19	PW Uniforms - 08/21/2019	1070140	28.98	CINTAS CORPORATION LOC 180
08/22/19	40251	CINTAS CORPORATION LOC 180	08/21/19	PW Uniforms - 08/21/2019	1058140	14.50	CINTAS CORPORATION LOC 180
Total 40251:						100.16	
08/22/19	40252	Collision Centerz	08/01/19	Mirror replaced on truck damaged by city vehicl	1060250	1,721.88	Collision Centerz
Total 40252:						1,721.88	
08/15/19	40236	COLONIAL FLAG SPECIALTY CO INC	07/31/19	Flag Rotation - City Hall July 2019	1043262	37.00	COLONIAL FLAG SPECIALTY CO INC
08/15/19	40236	COLONIAL FLAG SPECIALTY CO INC	07/31/19	Flag Rotation - Memorial Park July 2019	1070261	129.50	COLONIAL FLAG SPECIALTY CO INC

Chk. Date	Check #	Payee	Inv. Date	Description	GL Account	G/L Amt	Merchant Name
Total 40236:						166.50	
08/09/19	40201	Core and Main	07/31/19	Meter pit parts	5140490	411.45	Core and Main
08/09/19	40201	Core and Main	08/02/19	Meters (12) and Connectors	5140490	3,394.24	Core and Main
Total 40201:						3,805.69	
08/22/19	40253	Country Fair Days c/o Holly Williams	08/19/19	Remit July CFD Receipts from Sportsites	1022800	8,247.22	Country Fair Days c/o Holly Williams
Total 40253:						8,247.22	
08/15/19	40237	DAVIS COUNTY GOVERNMENT	07/25/19	Truth in Taxation Notice	1043220	102.00	DAVIS COUNTY GOVERNMENT
08/15/19	40237	DAVIS COUNTY GOVERNMENT	07/31/19	Animal Control Services - July 2019	1054311	1,615.08	DAVIS COUNTY GOVERNMENT
08/15/19	40237	DAVIS COUNTY GOVERNMENT	08/01/19	redi web access	1043240	.10	DAVIS COUNTY GOVERNMENT
Total 40237:						1,717.18	
08/22/19	40254	DAVIS COUNTY GOVERNMENT	08/01/19	Dispatch Fees - August 2019	1057370	652.58	DAVIS COUNTY GOVERNMENT
08/22/19	40254	DAVIS COUNTY GOVERNMENT	08/01/19	Law Enforcement Services - August 2019	1054310	18,490.00	DAVIS COUNTY GOVERNMENT
08/22/19	40254	DAVIS COUNTY GOVERNMENT	08/01/19	Bailiff Services - July 2019	1042317	427.00	DAVIS COUNTY GOVERNMENT
Total 40254:						19,569.58	
08/22/19	40255	DAVIS COUNTY SHERRIFF OFFICE	08/15/19	Witness Fee - Officer McEwen	1042610	18.50	DAVIS COUNTY SHERRIFF OFFICE
Total 40255:						18.50	
08/09/19	40202	DAVIS SCHOOL DISTRICT	08/06/19	Repairs to HVAC System at FAC	2071262	231.25	DAVIS SCHOOL DISTRICT
Total 40202:						231.25	
08/29/19	40276	DE LAGE LANDEN	08/24/19	COPIER MAINT AGREEMENT - SHARP	1042240	21.47	DE LAGE LANDEN
08/29/19	40276	DE LAGE LANDEN	08/24/19	COPIER MAINT AGREEMENT - SHARP	1043240	50.10	DE LAGE LANDEN
08/29/19	40276	DE LAGE LANDEN	08/24/19	COPIER MAINT AGREEMENT - SHARP	5140240	35.78	DE LAGE LANDEN
08/29/19	40276	DE LAGE LANDEN	08/24/19	COPIER MAINT AGREEMENT - SHARP	5240240	35.78	DE LAGE LANDEN
Total 40276:						143.13	
08/28/19	10803233	DELUXE	08/07/19	pre-numbered security checks	1043240	322.35	DELUXE

Chk. Date	Check #	Payee	Inv. Date	Description	GL Account	G/L Amt	Merchant Name
Total 108032332:						322.35	
08/09/19	40203	DURKS PLUMBING	07/12/19	Sprinklers	1070261	371.31	DURKS PLUMBING
08/09/19	40203	DURKS PLUMBING	07/23/19	SPRINKLER PARTS	1070261	14.29	DURKS PLUMBING
08/09/19	40203	DURKS PLUMBING	07/25/19	SPRINKLER PARTS	1070261	654.24	DURKS PLUMBING
Total 40203:						1,039.84	
08/22/19	40256	DURKS PLUMBING	08/01/19	Sprinkler Parts	1070261	233.01	DURKS PLUMBING
08/22/19	40256	DURKS PLUMBING	08/01/19	Timer for Shop Sprinklers	1070250	76.35	DURKS PLUMBING
08/22/19	40256	DURKS PLUMBING	08/09/19	Drinking Fountain for Central Park	1070261	80.94	DURKS PLUMBING
Total 40256:						390.30	
08/09/19	40204	ENERGY SAVERS	07/31/19	Refund of Completion Bond SWC190423071	1021340	200.00	ENERGY SAVERS
08/09/19	40204	ENERGY SAVERS	07/31/19	Refund of Completion Bond SWC190527092	1021340	200.00	ENERGY SAVERS
08/09/19	40204	ENERGY SAVERS	07/31/19	Refund of Completion Bond SWC190624099	1021340	200.00	ENERGY SAVERS
08/09/19	40204	ENERGY SAVERS	07/31/19	Refund of Completion Bond SWC190624100	1021340	200.00	ENERGY SAVERS
Total 40204:						800.00	
08/22/19	40257	EXECUTECH	08/01/19	Antivirus, Backup, Email - July 2019	1043350	1,006.43	EXECUTECH
08/22/19	40257	EXECUTECH	08/01/19	IT Services for July 2019	1043308	715.00	EXECUTECH
Total 40257:						1,721.43	
08/22/19	40258	Feustel, Jill	08/20/19	General Utility Easement 2019 SR-60 Sidewalk	4560730	5,177.70	Feustel, Rita
08/29/19	40258	Feustel, Jill	V 08/20/19	General Utility Easement 2019 SR-60 Sidewalk	4560730	5,177.70	Feustel, Rita
Total 40258:						10,355.40	
08/29/19	40277	Feustel, Rita	08/20/19	General Utility Easement 2019 SR-60 Sidewalk	4560730	5,177.70	Feustel, Rita
Total 40277:						5,177.70	
08/09/19	40205	FREEDOM MAILING SERVICES INC.	07/30/19	Utility Billing - July 2019	5140370	526.66	FREEDOM MAILING SERVICES INC.
08/09/19	40205	FREEDOM MAILING SERVICES INC.	07/30/19	Utility Billing - July 2019	5240370	366.37	FREEDOM MAILING SERVICES INC.
08/09/19	40205	FREEDOM MAILING SERVICES INC.	07/30/19	Utility Billing - July 2019	5340370	171.74	FREEDOM MAILING SERVICES INC.
08/09/19	40205	FREEDOM MAILING SERVICES INC.	07/30/19	Utility Billing - July 2019	5440370	80.14	FREEDOM MAILING SERVICES INC.

Chk. Date	Check #	Payee	Inv. Date	Description	GL Account	G/L Amt	Merchant Name
Total 40205:						1,144.91	
08/15/19	40238	GUILL, MICHAEL OR KIMBERLI	08/15/19	Mileage Reimbursement - Bank & Recorder Trip	1058230	126.44	GUILL, MICHAEL OR KIMBERLI
Total 40238:						126.44	
08/29/19	40278	GUILL, MICHAEL OR KIMBERLI	08/28/19	Mileage Reimbursement - County Recorder Trip	1058230	84.68	GUILL, MICHAEL OR KIMBERLI
Total 40278:						84.68	
08/09/19	40206	Henry Walker Construction LLC	08/06/19	Refund of Completion Bond SWC190207020	1021340	500.00	Henry Walker Construction LLC
08/09/19	40206	Henry Walker Construction LLC	08/07/19	Refund of Completion Bond SWQC180904146	1021340	500.00	Henry Walker Construction LLC
Total 40206:						1,000.00	
08/15/19	40239	HERRICK INDUSTRIAL SUPPLY	08/09/19	Street brooms	1060250	49.99	HERRICK INDUSTRIAL SUPPLY
08/15/19	40239	HERRICK INDUSTRIAL SUPPLY	08/09/19	Bat pack for drills	5140490	420.00	HERRICK INDUSTRIAL SUPPLY
Total 40239:						469.99	
08/22/19	40259	HINCKLEASE	06/01/19	Purchase 2017 Ram truck VIN32694	4560740	19,750.00	HINCKLEASE
Total 40259:						19,750.00	
08/29/19	40279	INFOBYTES, INC.	08/25/19	Website Hosting - August 2019	1043308	234.14	INFOBYTES, INC.
Total 40279:						234.14	
08/09/19	40207	INTERMOUNTAIN TESTING SERVICES	07/31/19	Soil Testing - South Bench Drive	4560730	164.70	INTERMOUNTAIN TESTING SERVICES
08/09/19	40207	INTERMOUNTAIN TESTING SERVICES	07/31/19	Soil Testing - Sidewalk Project	4560730	50.40	INTERMOUNTAIN TESTING SERVICES
Total 40207:						215.10	
08/29/19	40280	INTERMOUNTAIN TESTING SERVICES	08/17/19	Soil Testing - South Bench Drive	4560730	96.10	INTERMOUNTAIN TESTING SERVICES
Total 40280:						96.10	
08/09/19	40208	JONES AND ASSOCIATES	07/31/19	Potential Revisions to City Code	1058312	1,554.25	JONES AND ASSOCIATES
08/09/19	40208	JONES AND ASSOCIATES	07/31/19	General Budget Discussion & Information	1058312	59.50	JONES AND ASSOCIATES

Chk. Date	Check #	Payee	Inv. Date	Description	GL Account	G/L Amt	Merchant Name
08/09/19	40208	JONES AND ASSOCIATES	07/31/19	General Information related to Potential Develo	1058312	178.50	JONES AND ASSOCIATES
08/09/19	40208	JONES AND ASSOCIATES	07/31/19	General Engineering Assistance	1058312	743.75	JONES AND ASSOCIATES
08/09/19	40208	JONES AND ASSOCIATES	07/31/19	Project Review Meetings	1058312	1,071.00	JONES AND ASSOCIATES
08/09/19	40208	JONES AND ASSOCIATES	07/31/19	City Standards Updates	1058312	454.50	JONES AND ASSOCIATES
08/09/19	40208	JONES AND ASSOCIATES	07/31/19	GRAMA Requests	1043312	89.25	JONES AND ASSOCIATES
08/09/19	40208	JONES AND ASSOCIATES	07/31/19	New Street Light Policy Implementation	1060312	88.50	JONES AND ASSOCIATES
08/09/19	40208	JONES AND ASSOCIATES	07/31/19	2019 General Plan Update - Land Use Easeme	1058312	2,756.25	JONES AND ASSOCIATES
08/09/19	40208	JONES AND ASSOCIATES	07/31/19	CofO - General Locations	1058312	45.50	JONES AND ASSOCIATES
08/09/19	40208	JONES AND ASSOCIATES	07/31/19	CofO - Riverside Place Phases 1 & 2	1058312	91.00	JONES AND ASSOCIATES
08/09/19	40208	JONES AND ASSOCIATES	07/31/19	CofO - Bowman Old Farm Estates	1058312	45.50	JONES AND ASSOCIATES
08/09/19	40208	JONES AND ASSOCIATES	07/31/19	CofO - Ray Creek Estates	1058312	45.50	JONES AND ASSOCIATES
08/09/19	40208	JONES AND ASSOCIATES	07/31/19	CofO - Old Maple Farms Phases 1 & 2	1058312	45.50	JONES AND ASSOCIATES
08/09/19	40208	JONES AND ASSOCIATES	07/31/19	CofO - Old Maple Farms Phase 3	1058312	45.50	JONES AND ASSOCIATES
08/09/19	40208	JONES AND ASSOCIATES	07/31/19	CofO - Freedom Landing Phase 1	1058312	136.50	JONES AND ASSOCIATES
08/09/19	40208	JONES AND ASSOCIATES	07/31/19	Street Maintenance Planning & Analysis	5676312	587.75	JONES AND ASSOCIATES
08/09/19	40208	JONES AND ASSOCIATES	07/31/19	US-89 Widening and Improvements	1060312	119.00	JONES AND ASSOCIATES
08/09/19	40208	JONES AND ASSOCIATES	07/31/19	South Bench Drive - Construction Mgmt	4560730	9,318.75	JONES AND ASSOCIATES
08/09/19	40208	JONES AND ASSOCIATES	07/31/19	UDOT - SR-60 Mill & Overlay Project	1060312	386.75	JONES AND ASSOCIATES
08/09/19	40208	JONES AND ASSOCIATES	07/31/19	Spaulding Drive Vacation	1058312	208.25	JONES AND ASSOCIATES
08/09/19	40208	JONES AND ASSOCIATES	07/31/19	2019 SR-60 Sidewalk Project (by Skyhaven Co	4560730	799.75	JONES AND ASSOCIATES
08/09/19	40208	JONES AND ASSOCIATES	07/31/19	2019 SR-60 Sideewalk Project (by 475 E)	4560730	5,900.50	JONES AND ASSOCIATES
08/09/19	40208	JONES AND ASSOCIATES	07/31/19	2019 Street Maintenance Projects	5676312	522.00	JONES AND ASSOCIATES
08/09/19	40208	JONES AND ASSOCIATES	07/31/19	2019 SRTS Planning & Application	1060312	2,296.00	JONES AND ASSOCIATES
08/09/19	40208	JONES AND ASSOCIATES	07/31/19	Division of Drinking Water Compliance	5140312	343.50	JONES AND ASSOCIATES
08/09/19	40208	JONES AND ASSOCIATES	07/31/19	WRRP - DDW Coordination	5140730	82.50	JONES AND ASSOCIATES
08/09/19	40208	JONES AND ASSOCIATES	07/31/19	WRRP - Tank Rehabilitation & Site Improvemen	5140730	3,151.50	JONES AND ASSOCIATES
08/09/19	40208	JONES AND ASSOCIATES	07/31/19	WRRP - Easement Preparation and Acquisition	5140730	247.50	JONES AND ASSOCIATES
08/09/19	40208	JONES AND ASSOCIATES	07/31/19	Waterline Replacement (Job Corps)	5140730	82.50	JONES AND ASSOCIATES
08/09/19	40208	JONES AND ASSOCIATES	07/31/19	2019 CFP - Storm Water	5440312	638.75	JONES AND ASSOCIATES
08/09/19	40208	JONES AND ASSOCIATES	07/31/19	Canyon Meadows Park - Wetlands	1070312	180.25	JONES AND ASSOCIATES
08/09/19	40208	JONES AND ASSOCIATES	07/31/19	View Drive Trail	1070312	376.00	JONES AND ASSOCIATES
08/09/19	40208	JONES AND ASSOCIATES	07/31/19	Bowman Old Farm Estates Subdivision	1058319	210.00	JONES AND ASSOCIATES
08/09/19	40208	JONES AND ASSOCIATES	07/31/19	Ferndale Subdivision	1058319	91.00	JONES AND ASSOCIATES
08/09/19	40208	JONES AND ASSOCIATES	07/31/19	Hidden Valley Meadows - Phase 1	1058319	182.00	JONES AND ASSOCIATES
08/09/19	40208	JONES AND ASSOCIATES	07/31/19	Hidden Valley Meadows Phase 2	1058319	273.00	JONES AND ASSOCIATES
08/09/19	40208	JONES AND ASSOCIATES	07/31/19	Hidden Valley Meadows - Phase 3	1058319	134.75	JONES AND ASSOCIATES
08/09/19	40208	JONES AND ASSOCIATES	07/31/19	Freedom Landing Townhomes - Phase 1	1058319	182.00	JONES AND ASSOCIATES
08/09/19	40208	JONES AND ASSOCIATES	07/31/19	Freedom Landing Townhomes - Phase 3	1058319	267.75	JONES AND ASSOCIATES
08/09/19	40208	JONES AND ASSOCIATES	07/31/19	Country Lane Assisted Living	1058319	287.00	JONES AND ASSOCIATES
08/09/19	40208	JONES AND ASSOCIATES	07/31/19	Ray Creek Estates	1058319	318.50	JONES AND ASSOCIATES

Chk. Date	Check #	Payee	Inv. Date	Description	GL Account	G/L Amt	Merchant Name
08/09/19	40208	JONES AND ASSOCIATES	07/31/19	Harvest Park Subdivision - Phase 1	1058319	289.00	JONES AND ASSOCIATES
08/09/19	40208	JONES AND ASSOCIATES	07/31/19	Harvest Park Subdivision - Phase 2	1058319	208.25	JONES AND ASSOCIATES
08/09/19	40208	JONES AND ASSOCIATES	07/31/19	Sun Rays Subdivision	1058319	2,131.50	JONES AND ASSOCIATES
08/09/19	40208	JONES AND ASSOCIATES	07/31/19	Riverside RV Park Resort	1058319	739.25	JONES AND ASSOCIATES
08/09/19	40208	JONES AND ASSOCIATES	07/31/19	The Lofts at Deer Run	1058319	386.75	JONES AND ASSOCIATES
08/09/19	40208	JONES AND ASSOCIATES	07/31/19	The Knolls at Fischer Lane	1058319	416.50	JONES AND ASSOCIATES
08/09/19	40208	JONES AND ASSOCIATES	07/31/19	Site 42 (Dan Murray)	1058319	178.50	JONES AND ASSOCIATES
08/09/19	40208	JONES AND ASSOCIATES	07/31/19	Utility Maps - General	5140312	196.25	JONES AND ASSOCIATES
08/09/19	40208	JONES AND ASSOCIATES	07/31/19	Utility Maps - Storm Drain	5440312	945.00	JONES AND ASSOCIATES
08/09/19	40208	JONES AND ASSOCIATES	07/31/19	Projects Map	1060312	760.00	JONES AND ASSOCIATES
Total 40208:						40,888.75	
08/15/19	40240	King, Shaelee	08/09/19	Mileage Reimbursement	1043230	8.87	King, Shaelee
Total 40240:						8.87	
08/29/19	40281	LEBARON, SUE AND JEFFREY	08/21/19	2019 Sidewalk Project Right of Way Purchase	4560730	1,927.20	LEBARON, SUE AND JEFFREY
Total 40281:						1,927.20	
08/20/19	40245	LEON POULSEN CONSTRUCTION CORP	07/31/19	2019 SR-60 Sidewalk Project Est#3	4560730	101,767.98	LEON POULSEN CONSTRUCTION CORP
Total 40245:						101,767.98	
08/29/19	40282	Lindsay Douglas Construction	08/28/19	Refund of Completion Bond SWC170925135	1021340	500.00	Lindsay Douglas Construction
Total 40282:						500.00	
08/29/19	40283	LOWES PROX	08/01/19	Propane Grill	5140250	455.03	LOWES PROX
08/29/19	40283	LOWES PROX	08/01/19	Quikrete	5140490	24.18	LOWES PROX
08/29/19	40283	LOWES PROX	08/01/19	LED Light	1060260	34.19	LOWES PROX
08/29/19	40283	LOWES PROX	08/01/19	Miscellaneous	1060260	23.32	LOWES PROX
Total 40283:						536.72	
08/22/19	40260	Memcott, Bryan	08/16/19	4 Hours Judicial Services 08/01 and 08/15	1042313	300.00	Memcott, Bryan
Total 40260:						300.00	

Chk. Date	Check #	Payee	Inv. Date	Description	GL Account	G/L Amt	Merchant Name
08/09/19	40209	Mier, WonAe	08/08/19	Refund of Completion Bond SWC180822143	1021340	200.00	Mier, WonAe
	Total 40209:					200.00	
08/09/19	40210	MILLENNIAL VISION INC	08/01/19	Laserfiche Annual Maintenance	1043350	1,535.00	MILLENNIAL VISION INC
	Total 40210:					1,535.00	
08/22/19	40261	Mitel	08/01/19	Telephone service Jul-Aug-Sep	1043280	2,236.57	Mitel
	Total 40261:					2,236.57	
08/09/19	40211	NATIONAL BATTERY SALES	07/09/19	Batteres for water gauge.	5140480	11.96	NATIONAL BATTERY SALES
	Total 40211:					11.96	
08/09/19	40212	NILSON HOMES	07/31/19	Refund of Completion Bond SWC190122010	1021340	500.00	NILSON HOMES
08/09/19	40212	NILSON HOMES	08/07/19	Refund of Completion Bond SWC190128013	1021340	500.00	NILSON HOMES
	Total 40212:					1,000.00	
08/09/19	40213	OLDCASTLE PRECAST	08/01/19	Meter Rings	5140490	188.00	OLDCASTLE PRECAST
	Total 40213:					188.00	
08/22/19	40262	OREILLY AUTOMOTIVE, INC.	08/01/19	Oil Mix, Fuses for Mowers, Gas Can	1070250	46.93	OREILLY AUTOMOTIVE, INC.
	Total 40262:					46.93	
08/09/19	40214	Ovation Development	07/31/19	Refund of Completion Bond SWC180417073	1021340	500.00	Ovation Development
08/09/19	40214	Ovation Development	07/31/19	Refund of Completion Bond SWC181030173	1021340	500.00	Ovation Development
08/09/19	40214	Ovation Development	07/31/19	Refund of Completion Bond SWC181030174	1021340	500.00	Ovation Development
	Total 40214:					1,500.00	
08/22/19	40263	PEHP LTD PAYMENTS	08/04/19	LTD Premium-07/22/2019 - 08/04/2019	1043135	162.86	PEHP LTD PAYMENTS
	Total 40263:					162.86	
08/29/19	40284	PEHP LTD PAYMENTS	08/05/19	LTD Premium-08/05/2019 - 08/18/2019	1043135	170.62	PEHP LTD PAYMENTS

Chk. Date	Check #	Payee	Inv. Date	Description	GL Account	G/L Amt	Merchant Name
Total 40284:						170.62	
08/09/19	40215	PERRY HOMES	08/06/19	Refund of Completion Bond SWC190401053	1021340	500.00	PERRY HOMES
Total 40215:						500.00	
08/29/19	40285	PERRY HOMES	08/23/19	Refund Completion Bond SWC190213021	1021340	500.00	PERRY HOMES
Total 40285:						500.00	
08/09/19	40216	PROTECT YOUTH SPORTS	07/31/19	New Employee Background Check	2071137	17.95	PROTECT YOUTH SPORTS
08/09/19	40216	PROTECT YOUTH SPORTS	07/31/19	New Employee Background Check	1057137	17.95	PROTECT YOUTH SPORTS
Total 40216:						35.90	
08/15/19	40241	Revco Leasing Company	08/07/19	Plotter Lease - July 2019	1058250	260.37	Revco Leasing Company
Total 40241:						260.37	
08/09/19	40217	ROBINSON WASTE SERVICES INC	07/31/19	Garbage Collection - July 2019	5340492	10,261.56	ROBINSON WASTE SERVICES INC
08/09/19	40217	ROBINSON WASTE SERVICES INC	08/01/19	Park & Ride Collection - August 2019	1070626	43.36	ROBINSON WASTE SERVICES INC
Total 40217:						10,304.92	
08/29/19	40286	Rogers, Eric	08/21/19	Overpayment on Final Bill Acct: 8022802	0111750	102.30	Rogers, Eric
Total 40286:						102.30	
08/09/19	40218	SAV ON	06/06/19	2 dozen Balls for baseball/softball	2071481	57.00	SAV ON
Total 40218:						57.00	
08/15/19	40242	SMITH AND EDWARDS COMPANY	08/08/19	Shop Supplies	1070261	60.81	SMITH AND EDWARDS COMPANY
Total 40242:						60.81	
08/29/19	40287	Spring Solar	08/28/19	Refund of Completion Bond SWC190717124	1021340	200.00	Spring Solar

Chk. Date	Check #	Payee	Inv. Date	Description	GL Account	G/L Amt	Merchant Name
Total 40287:						200.00	
08/09/19	40219	STAKER PARSON MATERIALS AND CONS	07/16/19	Pothole patch	1060410	824.76	STAKER PARSON MATERIALS AND CONSTRUCT
08/09/19	40219	STAKER PARSON MATERIALS AND CONS	07/26/19	South Bench Dr Phase 1 Est. #4	4560730	97,612.03	STAKER PARSON MATERIALS AND CONSTRUCT
08/09/19	40219	STAKER PARSON MATERIALS AND CONS	08/02/19	Landscape rock	1070261	138.60	STAKER PARSON MATERIALS AND CONSTRUCT
Total 40219:						98,575.39	
08/29/19	40288	STATE OF UTAH GASCARD	08/02/19	PW2 - Mark J.	5140256	80.26	STATE OF UTAH GASCARD
08/29/19	40288	STATE OF UTAH GASCARD	08/02/19	PW3 - Bryan	5140256	166.24	STATE OF UTAH GASCARD
08/29/19	40288	STATE OF UTAH GASCARD	08/02/19	PW1- Zach	1070256	290.31	STATE OF UTAH GASCARD
08/29/19	40288	STATE OF UTAH GASCARD	08/02/19	PW1- Zach	1060256	193.54	STATE OF UTAH GASCARD
08/29/19	40288	STATE OF UTAH GASCARD	08/02/19	PW4 - 2014 Dodge	1070256	192.39	STATE OF UTAH GASCARD
08/29/19	40288	STATE OF UTAH GASCARD	08/02/19	PW4 - 2014 Dodge	1060256	128.26	STATE OF UTAH GASCARD
08/29/19	40288	STATE OF UTAH GASCARD	08/02/19	PW6 - Ranger	2071256	39.68	STATE OF UTAH GASCARD
08/29/19	40288	STATE OF UTAH GASCARD	08/02/19	PW9 - 2017 F550	1060256	232.12	STATE OF UTAH GASCARD
08/29/19	40288	STATE OF UTAH GASCARD	08/02/19	PW10 - Backhoe	5140256	74.37	STATE OF UTAH GASCARD
08/29/19	40288	STATE OF UTAH GASCARD	08/02/19	E1 Fuel	1057256	111.77	STATE OF UTAH GASCARD
08/29/19	40288	STATE OF UTAH GASCARD	08/02/19	SQ5 Fuel	1057256	94.48	STATE OF UTAH GASCARD
08/29/19	40288	STATE OF UTAH GASCARD	08/02/19	Amb-1 - Fuel	1057256	89.40	STATE OF UTAH GASCARD
08/29/19	40288	STATE OF UTAH GASCARD	08/02/19	Past Due Balance	1060256	29.99	STATE OF UTAH GASCARD
Total 40288:						1,722.81	
08/09/19	40220	STATE OF UTAH-D.O.P.L.	06/30/19	Second Quarter State Surcharge Fees 2019	1022950	701.87	STATE OF UTAH-D.O.P.L.
Total 40220:						701.87	
08/29/19	40289	SUPERIOR WATER & AIR INC	08/28/19	Refund of Completion Bond SWC190807134	1021340	50.00	SUPERIOR WATER & AIR INC
Total 40289:						50.00	
08/09/19	40221	SWANK MOTION PICTURES, INC.	08/05/19	Movie Rental for CFD	1041494	435.00	SWANK MOTION PICTURES, INC.
Total 40221:						435.00	
08/22/19	40264	SWEEP N UTAH	08/17/19	Street Sweep - (2 Days) - July 2019	1060410	3,770.00	SWEEP N UTAH

Chk. Date	Check #	Payee	Inv. Date	Description	GL Account	G/L Amt	Merchant Name
Total 40264:						3,770.00	
08/09/19	40222	TOTER LLC C/O WASTE EQUIP LLC	07/26/19	(100) Garbage Cans	5340250	6,325.65	TOTER LLC C/O WASTE EQUIP LLC
Total 40222:						6,325.65	
08/15/19	40243	UNIFIRST CORPORATION	08/09/19	Towels & Rugs for FAC	2071241	72.92	UNIFIRST CORPORATION
Total 40243:						72.92	
08/09/19	40223	UPPERCASE PRINTING INK	07/31/19	Newsletter - July 2019	5140370	157.02	UPPERCASE PRINTING INK
08/09/19	40223	UPPERCASE PRINTING INK	07/31/19	Newsletter - July 2019	5240370	111.66	UPPERCASE PRINTING INK
08/09/19	40223	UPPERCASE PRINTING INK	07/31/19	Newsletter - July 2019	5340370	34.89	UPPERCASE PRINTING INK
08/09/19	40223	UPPERCASE PRINTING INK	07/31/19	Newsletter - July 2019	5440370	24.43	UPPERCASE PRINTING INK
Total 40223:						328.00	
08/09/19	40224	US BANK-VISA PAYMENT	04/05/19	Pegs for Soccer Goals	2071482	15.00	Walmart
08/09/19	40224	US BANK-VISA PAYMENT	04/05/19	Balls for Season	2071482	79.76	Walmart
08/12/19	40224	US BANK-VISA PAYMENT	V 04/05/19	Pegs for Soccer Goals	2071482	15.00	Walmart
08/12/19	40224	US BANK-VISA PAYMENT	V 04/05/19	Balls for Season	2071482	79.76	Walmart
08/09/19	40224	US BANK-VISA PAYMENT	04/05/19	Food for Lunch	5140240	44.24	LITTLE CAESAR'S PIZZA
08/12/19	40224	US BANK-VISA PAYMENT	V 04/05/19	Food for Lunch	5140240	44.24	LITTLE CAESAR'S PIZZA
08/12/19	40224	US BANK-VISA PAYMENT	V 04/05/19	Office Supplies	1060250	38.60	OFFICE DEPOT
08/09/19	40224	US BANK-VISA PAYMENT	04/05/19	Office Supplies	1060250	38.60	OFFICE DEPOT
08/09/19	40224	US BANK-VISA PAYMENT	04/05/19	Food for Lunch	2071486	145.75	SAMS CLUB/SYNCHRONY BANK
08/12/19	40224	US BANK-VISA PAYMENT	V 04/05/19	Food for Lunch	2071486	145.75	SAMS CLUB/SYNCHRONY BANK
08/12/19	40224	US BANK-VISA PAYMENT	V 04/05/19	Thumb Tacks	1043240	7.58	STAPLES ADVANTAGE
08/09/19	40224	US BANK-VISA PAYMENT	04/05/19	Thumb Tacks	1043240	7.58	STAPLES ADVANTAGE
08/09/19	40224	US BANK-VISA PAYMENT	04/05/19	GFOA Membership	1043210	75.00	UTAH ASSOC OF PUBLIC TREASURER
08/09/19	40224	US BANK-VISA PAYMENT	04/05/19	Spring Conference Registration	1043230	175.00	UTAH ASSOC OF PUBLIC TREASURER
08/12/19	40224	US BANK-VISA PAYMENT	V 04/05/19	GFOA Membership	1043210	75.00	UTAH ASSOC OF PUBLIC TREASURER
08/12/19	40224	US BANK-VISA PAYMENT	V 04/05/19	Spring Conference Registration	1043230	175.00	UTAH ASSOC OF PUBLIC TREASURER
08/12/19	40224	US BANK-VISA PAYMENT	V 04/05/19	Food for Lunch	2071482	14.77	WINEGAR'S
08/09/19	40224	US BANK-VISA PAYMENT	04/05/19	Food for Lunch	2071482	14.77	WINEGAR'S
08/09/19	40224	US BANK-VISA PAYMENT	04/05/19	Chair Wheels	1060250	149.80	Amazon.com
08/09/19	40224	US BANK-VISA PAYMENT	04/05/19	Credit for Chair Wheels	1060250	102.31-	Amazon.com
08/09/19	40224	US BANK-VISA PAYMENT	04/05/19	Backup Batter & Hub	1043240	69.95	Amazon.com
08/12/19	40224	US BANK-VISA PAYMENT	V 04/05/19	Chair Wheels	1060250	149.80	Amazon.com

Chk. Date	Check #	Payee	Inv. Date	Description	GL Account	G/L Amt	Merchant Name
08/12/19	40224	US BANK-VISA PAYMENT	V 04/05/19	Credit for Chair Wheels	1060250	102.31-	Amazon.com
08/12/19	40224	US BANK-VISA PAYMENT	V 04/05/19	Backup Batter & Hub	1043240	69.95	Amazon.com
08/12/19	40224	US BANK-VISA PAYMENT	V 04/05/19	Drinks for Job Corps	1060230	4.12	Maverik
08/12/19	40224	US BANK-VISA PAYMENT	V 04/05/19	Drinks for Job Corps	1060230	6.58	Maverik
08/12/19	40224	US BANK-VISA PAYMENT	V 04/05/19	Drinks for Job Corps	1060230	21.37	Maverik
08/12/19	40224	US BANK-VISA PAYMENT	V 04/05/19	Drinks for Job Corps	1060230	19.12	Maverik
08/12/19	40224	US BANK-VISA PAYMENT	V 04/05/19	Drinks for Job Corps	1060230	7.73	Maverik
08/09/19	40224	US BANK-VISA PAYMENT	04/05/19	Drinks for Job Corps	1060230	6.58	Maverik
08/09/19	40224	US BANK-VISA PAYMENT	04/05/19	Drinks for Job Corps	1060230	21.37	Maverik
08/09/19	40224	US BANK-VISA PAYMENT	04/05/19	Drinks for Job Corps	1060230	7.73	Maverik
08/09/19	40224	US BANK-VISA PAYMENT	04/05/19	Drinks for Job Corps	1060230	19.12	Maverik
08/09/19	40224	US BANK-VISA PAYMENT	04/05/19	Drinks for Job Corps	1060230	4.12	Maverik
08/09/19	40224	US BANK-VISA PAYMENT	04/05/19	Printer & Ink for FAC	2071240	166.50	Best Buy
08/12/19	40224	US BANK-VISA PAYMENT	V 04/05/19	Printer & Ink for FAC	2071240	166.50	Best Buy
08/12/19	40224	US BANK-VISA PAYMENT	V 04/05/19	Table Cloths - Prizes for Luncheon	2071486	32.74	Dilly Dallys
08/09/19	40224	US BANK-VISA PAYMENT	04/05/19	Table Cloths - Prizes for Luncheon	2071486	32.74	Dilly Dallys
08/09/19	40224	US BANK-VISA PAYMENT	04/05/19	Hotel - UGFOA Conference - Laprevote	1043230	356.37	GENERIC TRAVEL LODGING
08/09/19	40224	US BANK-VISA PAYMENT	04/05/19	Hotel - UGFOA Conference - McRae	1043230	17.70	GENERIC TRAVEL LODGING
08/09/19	40224	US BANK-VISA PAYMENT	04/05/19	Hotel - UGFOA Conference - McRae	1043230	20.67	GENERIC TRAVEL LODGING
08/12/19	40224	US BANK-VISA PAYMENT	V 04/05/19	Hotel - UGFOA Conference - Laprevote	1043230	356.37	GENERIC TRAVEL LODGING
08/12/19	40224	US BANK-VISA PAYMENT	V 04/05/19	Hotel - UGFOA Conference - McRae	1043230	17.70	GENERIC TRAVEL LODGING
08/12/19	40224	US BANK-VISA PAYMENT	V 04/05/19	Hotel - UGFOA Conference - McRae	1043230	20.67	GENERIC TRAVEL LODGING
08/12/19	40224	US BANK-VISA PAYMENT	V 04/05/19	Food for Lunch	2071482	46.88	GENERIC TRAVEL RESTAURANT
08/12/19	40224	US BANK-VISA PAYMENT	V 04/05/19	ULCT Conference Food	1041230	560.00	GENERIC TRAVEL RESTAURANT
08/12/19	40224	US BANK-VISA PAYMENT	V 04/05/19	Food for Lunch	5140240	80.41	GENERIC TRAVEL RESTAURANT
08/09/19	40224	US BANK-VISA PAYMENT	04/05/19	Food for Lunch	5140240	80.41	GENERIC TRAVEL RESTAURANT
08/09/19	40224	US BANK-VISA PAYMENT	04/05/19	Food for Lunch	2071482	46.88	GENERIC TRAVEL RESTAURANT
08/09/19	40224	US BANK-VISA PAYMENT	04/05/19	ULCT Conference Food	1041230	560.00	GENERIC TRAVEL RESTAURANT
08/09/19	40224	US BANK-VISA PAYMENT	04/05/19	Pickleballs for FAC	2071250	29.97	Dicks Sporting Goods
08/12/19	40224	US BANK-VISA PAYMENT	V 04/05/19	Pickleballs for FAC	2071250	29.97	Dicks Sporting Goods
08/12/19	40224	US BANK-VISA PAYMENT	V 04/05/19	Water Conference	5140210	600.00	UTAH AGRC DTS
08/09/19	40224	US BANK-VISA PAYMENT	04/05/19	Water Conference	5140210	600.00	UTAH AGRC DTS
08/09/19	40224	US BANK-VISA PAYMENT	04/05/19	CPA Review - Laprevote	1043230	19.95	Generic Visa Purchase
08/09/19	40224	US BANK-VISA PAYMENT	04/05/19	Map Software License	1058350	800.00	Generic Visa Purchase
08/12/19	40224	US BANK-VISA PAYMENT	V 04/05/19	CPA Review - Laprevote	1043230	19.95	Generic Visa Purchase
08/12/19	40224	US BANK-VISA PAYMENT	V 04/05/19	Map Software License	1058350	800.00	Generic Visa Purchase
08/12/19	40224	US BANK-VISA PAYMENT	V 04/05/19	Laptop for City Recorder	1043740	282.21	Lenovo Group
08/12/19	40224	US BANK-VISA PAYMENT	V 04/05/19	Laptop for City Recorder	1043740	1,058.68	Lenovo Group
08/09/19	40224	US BANK-VISA PAYMENT	04/05/19	Laptop for City Recorder	1043740	282.21	Lenovo Group
08/09/19	40224	US BANK-VISA PAYMENT	04/05/19	Laptop for City Recorder	1043740	1,058.68	Lenovo Group

Chk. Date	Check #	Payee	Inv. Date	Description	GL Account	G/L Amt	Merchant Name
08/09/19	40224	US BANK-VISA PAYMENT	04/05/19	Vehicle Expense	1070250	67.98	Tractor Supply Company
08/12/19	40224	US BANK-VISA PAYMENT	V 04/05/19	Vehicle Expense	1070250	67.98	Tractor Supply Company
Total 40224:						9,824.24	
08/12/19	10803233	US BANK-VISA PAYMENT	04/05/19	Pegs for Soccer Goals	2071482	15.00	Walmart
08/12/19	10803233	US BANK-VISA PAYMENT	04/05/19	Balls for Season	2071482	79.76	Walmart
08/12/19	10803233	US BANK-VISA PAYMENT	04/05/19	Food for Lunch	5140240	44.24	LITTLE CAESAR'S PIZZA
08/12/19	10803233	US BANK-VISA PAYMENT	04/05/19	Office Supplies	1060250	38.60	OFFICE DEPOT
08/12/19	10803233	US BANK-VISA PAYMENT	04/05/19	Food for Lunch	2071486	145.75	SAMS CLUB/SYNCHRONY BANK
08/12/19	10803233	US BANK-VISA PAYMENT	04/05/19	Thumb Tacks	1043240	7.58	STAPLES ADVANTAGE
08/12/19	10803233	US BANK-VISA PAYMENT	04/05/19	GFOA Membership	1043210	75.00	UTAH ASSOC OF PUBLIC TREASURER
08/12/19	10803233	US BANK-VISA PAYMENT	04/05/19	Spring Conference Registration	1043230	175.00	UTAH ASSOC OF PUBLIC TREASURER
08/12/19	10803233	US BANK-VISA PAYMENT	04/05/19	Food for Lunch	2071482	14.77	WINEGAR'S
08/12/19	10803233	US BANK-VISA PAYMENT	04/05/19	Chair Wheels	1060250	149.80	Amazon.com
08/12/19	10803233	US BANK-VISA PAYMENT	04/05/19	Backup Batter & Hub	1043240	69.95	Amazon.com
08/12/19	10803233	US BANK-VISA PAYMENT	04/05/19	Credit for Chair Wheels	1060250	102.31-	Amazon.com
08/12/19	10803233	US BANK-VISA PAYMENT	04/05/19	Drinks for Job Corps	1060230	7.73	Maverik
08/12/19	10803233	US BANK-VISA PAYMENT	04/05/19	Drinks for Job Corps	1060230	19.12	Maverik
08/12/19	10803233	US BANK-VISA PAYMENT	04/05/19	Drinks for Job Corps	1060230	4.12	Maverik
08/12/19	10803233	US BANK-VISA PAYMENT	04/05/19	Drinks for Job Corps	1060230	6.58	Maverik
08/12/19	10803233	US BANK-VISA PAYMENT	04/05/19	Drinks for Job Corps	1060230	21.37	Maverik
08/12/19	10803233	US BANK-VISA PAYMENT	04/05/19	Printer & Ink for FAC	2071240	166.50	Best Buy
08/12/19	10803233	US BANK-VISA PAYMENT	04/05/19	Table Cloths - Prizes for Luncheon	2071486	32.74	Dilly Dallys
08/12/19	10803233	US BANK-VISA PAYMENT	04/05/19	Hotel - UGFOA Conference - Laprevote	1043230	356.37	GENERIC TRAVEL LODGING
08/12/19	10803233	US BANK-VISA PAYMENT	04/05/19	Hotel - UGFOA Conference - McRae	1043230	17.70	GENERIC TRAVEL LODGING
08/12/19	10803233	US BANK-VISA PAYMENT	04/05/19	Hotel - UGFOA Conference - McRae	1043230	20.67	GENERIC TRAVEL LODGING
08/12/19	10803233	US BANK-VISA PAYMENT	04/05/19	ULCT Conference Food	1041230	560.00	GENERIC TRAVEL RESTAURANT
08/12/19	10803233	US BANK-VISA PAYMENT	04/05/19	Food for Lunch	5140240	80.41	GENERIC TRAVEL RESTAURANT
08/12/19	10803233	US BANK-VISA PAYMENT	04/05/19	Food for Lunch	2071482	46.88	GENERIC TRAVEL RESTAURANT
08/12/19	10803233	US BANK-VISA PAYMENT	04/05/19	Pickleballs for FAC	2071250	29.97	Dicks Sporting Goods
08/12/19	10803233	US BANK-VISA PAYMENT	04/05/19	Water Conference	5140210	600.00	UTAH AGRC DTS
08/12/19	10803233	US BANK-VISA PAYMENT	04/05/19	CPA Review - Laprevote	1043230	19.95	Generic Visa Purchase
08/12/19	10803233	US BANK-VISA PAYMENT	04/05/19	Map Software License	1058350	800.00	Generic Visa Purchase
08/12/19	10803233	US BANK-VISA PAYMENT	04/05/19	Laptop for City Recorder	1043740	282.21	Lenovo Group
08/12/19	10803233	US BANK-VISA PAYMENT	04/05/19	Laptop for City Recorder	1043740	1,058.68	Lenovo Group
08/12/19	10803233	US BANK-VISA PAYMENT	04/05/19	Vehicle Expense	1070250	67.98	Tractor Supply Company
Total 108032331:						4,912.12	


Chk. Date	Check #	Payee	Inv. Date	Description	GL Account	G/L Amt	Merchant Name
08/09/19	40225	UTAH STATE TREASURER	07/31/19	Court Surcharge Remittance - July 2019	1035100	3,080.19	UTAH STATE TREASURER
	Total 40225:					3,080.19	
08/09/19	40226	VANGUARD CLEANING SYSTEMS OF U	08/01/19	Janitorial service - August 2019	1043262	280.00	VANGUARD CLEANING SYSTEMS OF U
	Total 40226:					280.00	
08/22/19	40265	VERIZON WIRELESS	08/08/19	Public Works Air Card - July 2019	5140480	40.01	VERIZON WIRELESS
	Total 40265:					40.01	
08/09/19	40227	WASATCH INTEGRATED WASTE MGMT	07/01/19	Garbage Disposal - July 2019	5340492	14,991.60	WASATCH INTEGRATED WASTE MGMT
08/09/19	40227	WASATCH INTEGRATED WASTE MGMT	07/31/19	Public Works Dump Drop off	1070261	43.20	WASATCH INTEGRATED WASTE MGMT
	Total 40227:					15,034.80	
08/09/19	40228	WEBER BASIN WATER	06/01/19	Second Quarter Impact Fees, 29 Permits	5121357	126,527.00	WEBER BASIN WATER
	Total 40228:					126,527.00	
08/29/19	40290	WHITEHEAD ELECTRIC INC	08/22/19	Veterans memorial park flag lights	1070261	192.75	WHITEHEAD ELECTRIC INC
	Total 40290:					192.75	
08/09/19	40229	WILKINSON SUPPLY	07/30/19	new tiller tines	1070250	244.22	WILKINSON SUPPLY
08/09/19	40229	WILKINSON SUPPLY	08/01/19	lock washer	1070250	.31	WILKINSON SUPPLY
	Total 40229:					244.53	
08/29/19	40291	WILKINSON SUPPLY	08/21/19	WeedEater Sparkplugs and carburetor	1070250	183.96	WILKINSON SUPPLY
08/29/19	40291	WILKINSON SUPPLY	08/21/19	Trimmer Replacement Parts and string	1070250	55.31	WILKINSON SUPPLY
	Total 40291:					239.27	
08/22/19	40266	Williams, Jacob	08/08/19	Referee	2071481	22.50	Williams, Jacob
	Total 40266:					22.50	
08/22/19	40267	WORKFORCE QA	08/01/19	Drug Test	2071137	38.00	WORKFORCE QA

Chk. Date	Check #	Payee	Inv. Date	Description	GL Account	G/L Amt	Merchant Name
08/22/19	40267	WORKFORCE QA	08/01/19	Drug Test	1057137	38.00	WORKFORCE QA
Total 40267:						76.00	
08/22/19	40268	Yates, Wesley or Elisa	08/20/19	Overpayment on Final Bill Acct: 5605803	0111750	31.72	Yates, Wesley or Elisa
Total 40268:						31.72	
Grand Totals:						595,716.46	

Approval Date: _____

Mayor _____

City Recorder: _____



Council Meeting Date: September 24, 2019

Name: David Larson

Agenda Item: ORD 19-15 Repeal City Code Title 10 Chapter 5 Article N: Commercial Overlay Zone

Objective: Remove the C-O Zone from City Zoning Code

Background: The City has two properties within the City zoned C-O. The Lofts at Deer Run, a recent development proposal on one of those properties, highlighted that the zone allowed a development type and housing density that is not desired within the community.

Public input regarding the specific development proposal and both the City Council's and the community's desire to not see this type of project built anywhere else in the City has led to tonight's item to remove this zone from the City's books.

Adopting ORD 19-15 and repealing the C-O Zone means the second property currently zoned C-O would need to be rezoned before any type of development could occur on that property. City staff has already communicated with that property owner and discussed the situation.

Summary: Remove the C-O Zone from City Zoning Code

Committee Recommendation: NA

Planning Commission Recommendation: Approve ORD 19-15

Staff Recommendation: Approve ORD 19-15

Attachments: ORD 19-15

Budget Amendment: NA

The PC Minutes are not yet ready, but Michelle provided this excerpt.

This is the motion from the Planning Commission Meeting on 12 September 2019. **Commissioner Grubb moved to recommend to the City Council Ordinance 19-15: Removal of Title 10 Chapter 5 Article N: Commercial Overlay Zone. Commissioner Johnson seconded the motion. Commissioners Grubb, Pitts, Osborne, Johnson, and Walton voted aye. The motion carried.**

ORDINANCE 19-15

**AN ORDINANCE OF THE SOUTH WEBER CITY COUNCIL REPEALING
SOUTH WEBER CITY CODE TITLE 10 CHAPTER 5
ARTICLE N COMMERCIAL OVERLAY ZONE (C-O)**

WHEREAS, the South Weber City Council is of the opinion that the Commercial Overlay Zoning District (C-O) is no longer desirable or needed in the City’s land use ordinance; and

WHEREAS, the Planning Commission held a public hearing on the issue of repealing the Commercial Overlay Zone (C-O) on September 12, 2019 and recommends to the City Council that the same should be repealed; and

WHEREAS, the Council finds and determines that repealing the Commercial Overlay Zone (C-O) is in the best interest of the City and will provide for the health and welfare and good order of its citizens;

NOW, THEREFORE, BE IT ORDAINED by the City Council of South Weber City, State of Utah:

Section 1. Article Repealed. Title 10 Chapter 5 Article N Commercial Overlay Zone (C-O) of the South Weber City Code is hereby repealed.

Section 2. Effective Date. The City Council of South Weber City, State of Utah, has determined that the public health, safety and welfare requires that this ordinance take effect immediately. Therefore, this ordinance shall become effective immediately upon passage and publication as required by law.

PASSED AND ADOPTED by the City Council of South Weber, Davis County, on the 24th day of September 2019.

MAYOR: Jo Sjoblom

ATTEST: Recorder: Lisa Smith


CERTIFICATE OF POSTING

Roll call vote is as follows:		
Council Member Halverson	FOR	AGAINST
Council Member Hyer	FOR	AGAINST
Council Member Petty	FOR	AGAINST
Council Member Taylor	FOR	AGAINST
Council Member Winsor	FOR	AGAINST

I hereby certify that Ordinance 19-15 was passed and adopted the 24th day of September 2019 and that complete copies of the ordinance were posted in the following locations within the City this 25th day of September 2019.

1. South Weber Elementary, 1285 E. Lester Drive
2. South Weber Family Activity Center, 1181 E. Lester Drive
3. South Weber City Building, 1600 E. South Weber Drive

Recorder: Lisa Smith



Council Meeting Date: September 24, 2019

Name: Curtis Brown

Agenda Item:

Objective: Increase rental deposits and add rental discounts to Consolidated Fee Schedule.

Background: During the years that I've been at the FAC I've giving discounts for what I'll call permanent renters. These are the Program Supervisors: Karate & Tumbling that have rented the FAC for several continuous years. The breakdown is as follows.

- (1) Program Supervisor shall after a 1-year rental period in good standing receive a 20% discount on the following 1-year term agreement.
- (2) Program Supervisor shall after a continuous 2-year rental period in good standing receive a 30% discount following the next year term agreement.
- (3) Program Supervisor shall after a continuous 2-year rental period in good standing receive up to but never to exceed a 40% discount towards the next 1-year term agreement.

I also have changes in the deposit amounts that I'll be asking for in rental of the Dance Room, Gym and Multi-Purpose Room. Dance Room will be increased from \$15 to \$50, Gym will increase from \$15 to \$100 and the Multi-Purpose Room from \$15 to \$50.

Summary: Approve CFS changes to match current policy

Committee Recommendation: na

Planning Commission Recommendation: na

Staff Recommendation: Approve

Attachments: Revised Consolidated Fee Schedule
Redlined Consolidated Fee Schedule

Budget Amendment: na

CONSOLIDATED FEE SCHEDULE (rev 098-240-2019)
of South Weber City

Contents

CHAPTER 1: ADMINISTRATIVE CHARGES 3

CHAPTER 2: PUBLIC SAFETY 4

CHAPTER 3: ANNEXATION 4

CHAPTER 4: APPEALS AND VARIANCE APPLICATIONS 4

CHAPTER 5: BUSINESS LICENSES** 4

CHAPTER 6: BUILDING PERMIT FEES 6

CHAPTER 7: IMPACT FEES 8

CHAPTER 8: CONDITIONAL USE PERMITS 13

CHAPTER 9: PLANNING & DEVELOPMENT FEES 13

CHAPTER 10: ZONING/ORDINANCES 15

CHAPTER 11: EXCAVATION FEES 16

CHAPTER 12: COURT FEES FOR CITY ORDINANCE VIOLATIONS 16

CHAPTER 13: FAMILY ACTIVITY CENTER 17

CHAPTER 14: PARK FEES 18

CHAPTER 15: RECREATION FEES 19

CHAPTER 16: WATER FEES 20

CHAPTER 17: SEWER FEES 22

CHAPTER 18: STORM DRAIN 22

CHAPTER 19: GARBAGE COLLECTION FEES (Monthly): 22

CHAPTER 20: TRANSPORTATION UTILITY FEES 23

CHAPTER 21: UTILITY BILLING 23

CHAPTER 22: COLLECTION FEES 24

CHAPTER 1: ADMINISTRATIVE CHARGES 2

CHAPTER 2: PUBLIC SAFETY 3

CHAPTER 3: ANNEXATION 3

CHAPTER 4: APPEALS AND VARIANCE APPLICATIONS 3

CHAPTER 5: BUSINESS LICENSES** 3

CHAPTER 6: BUILDING PERMIT FEES 5

CHAPTER 7: IMPACT FEES 7

CHAPTER 8: CONDITIONAL USE PERMITS..... 12

CHAPTER 9: PLANNING & DEVELOPMENT FEES 12

CHAPTER 10: ZONING/ORDINANCES 14

CHAPTER 11: EXCAVATION FEES..... 15

CHAPTER 12: COURT FEES FOR CITY ORDINANCE VIOLATIONS 15

CHAPTER 13: FAMILY ACTIVITY CENTER 16

CHAPTER 14: PARK FEES 17

CHAPTER 15: RECREATION FEES 18

CHAPTER 17: SEWER FEES 20

CHAPTER 18: STORM DRAIN 21

CHAPTER 19: GARBAGE COLLECTION FEES (Monthly): 21

CHAPTER 20: TRANSPORTATION UTILITY FEES 22

CHAPTER 21: UTILITY BILLING 22

CHAPTER 22: COLLECTION FEES 23

CHAPTER 13: FAMILY ACTIVITY CENTER - 1181 E. Lester Drive

1. Membership Fees*

A. Residents

Individual Pass)	\$2 day	\$20 month	\$100 – 6 Months	\$180 – Year
Family Pass	\$3 day	\$30 month	\$150 – 6 Months	\$270 – Year

("Family" defined as occupants of the same household)

B. Non-Residents

Individual Pass	\$3 day	\$25 month	\$125 – 6 Months	\$200 – Year
Family Pass	\$5 day	\$40 month	\$175 – 6 Months	\$300 – Year

("Family" defined as occupants of the same household)

C. Discounted Membership Fees

Senior Citizens (Age 65 & up)	50% discount on all membership fees.
SW Firefighters** (In Good Standing)	Free, monthly individual pass as long as firefighter remains in good standing.
SW Employees**	Free, monthly individual pass as long as (full/part time) employee is full time or part time.
Elected Officials**	Free, monthly individual pass while in office.

**Employees, firefighters and elected officials may purchase family passes by paying the difference between the individual and family pass fee.

D. Corporate Membership Fees (Annual Only)

Corporate Membership (Company within SW City) (List of members must be submitted)	\$800 Annual up to 10 members
Corporate Membership (Company outside SW City) (List of members must be submitted)	\$1,000 Annual up to 10 members

2. Rental Fees for Family Activity Center - Reservations made with Rec. Department

A. Multi-Purpose Room

Residents	\$30 for first hour and \$10 for each additional hour; one hour minimum and four hours maximum rental
Nonresidents	\$40 for first hour and \$10 for each additional hour one hour minimum and four hours maximum rental
<u>Deposit:</u>	<u>\$50</u>

B. Aerobics Room

Residents	\$20 for first hour & \$10 for each additional hour
Nonresidents	\$30 for first hour & \$10 for each additional hour
<u>Deposit:</u>	<u>\$50</u>

C. Gymnasium (Half-court only)

Residents \$20 per hour - during hours of operation
Nonresidents \$35 per hour – during hours of operation
Deposit: \$100

D. Exempt City Sponsored Activities

E. Discounts Discounts apply to long term continuous rentals

After 1-year rental period in good standing 20% on following 1-year rental
After 2-year continuous rental period in good standing 30% on following 1-year rental
After 3-year continuous rental period in good standing 40% on following 1-year rental

40% is the maximum discount for any continuous rental period

€.

No rentals shall be made for more than a one-month time period. All rentals are subject to availability as determined by the Recreation Department. The City reserves the right to refuse rental of the FAC facilities to any person or entity for any reason with or without cause.

CHAPTER 14: PARK FEES

Park Bowery and Other Reservable Area Fees

	<u>Resident</u>	<u>Non-Resident</u>
1. Cherry Farms Park Bowery*		
Mon-Thurs	\$15	\$30
Weekend	\$30	\$50
2. Central Park-Fire Station*		
Mon-Thurs	\$15	\$30
Weekend	\$30	\$50
3. Canyon Meadows*		
Mon-Thurs	\$15	\$30
Weekend	\$30	\$50
4. Posse Picnic Area		
Mon-Thurs	\$12.50	\$25
Weekend	\$25	\$40
5. Posse Arena	<i>Non-Reservable</i>	
6. Volleyball Courts*	\$35 (10-hour time limit)	
7. Ball Diamond* (Canyon Meadows Park & Cherry Farms Park)	\$35	
8. Stage*	\$50	

RESOLUTION 19-41

A RESOLUTION OF THE SOUTH WEBER CITY COUNCIL AMENDING THE CONSOLIDATED FEE SCHEDULE, CHAPTER 13 FAMILY ACTIVITY CENTER

WHEREAS, the Recreation Department reviewed policies and procedures and to be consistent and fair has developed standards relating to fees collected and discounts provided; and

WHEREAS, South Weber City maintains a Consolidated Fee Schedule delineating costs for goods and services; and

WHEREAS, the Council has carefully reviewed the proposed changes;

NOW THEREFORE BE IT RESOLVED by the Council of South Weber City, Davis County, State of Utah, as follows:

Section 1. Amendment: The Consolidated Fee Schedule will be amended to read as attached in Exhibit 1

Section 2: Repealer Clause: All ordinances or resolutions or parts thereof, which are in conflict herewith, are hereby repealed.

PASSED AND ADOPTED by the City Council of South Weber, Davis County, on the 24th day of September 2019.

Roll call vote is as follows:

Council Member Halverson	FOR	AGAINST
Council Member Hyer	FOR	AGAINST
Council Member Petty	FOR	AGAINST
Council Member Taylor	FOR	AGAINST
Council Member Winsor	FOR	AGAINST

Jo Sjoblom, Mayor

Attest: Lisa Smith, Recorder

EXHIBIT 1
CONSOLIDATED FEE SCHEDULE
CHAPTER 15 RECREATION

CONSOLIDATED FEE SCHEDULE (rev 09-24-2019)
of South Weber City

Contents

CHAPTER 1: ADMINISTRATIVE CHARGES 2

CHAPTER 2: PUBLIC SAFETY 3

CHAPTER 3: ANNEXATION 3

CHAPTER 4: APPEALS AND VARIANCE APPLICATIONS 3

CHAPTER 5: BUSINESS LICENSES** 3

CHAPTER 6: BUILDING PERMIT FEES 5

CHAPTER 7: IMPACT FEES..... 7

CHAPTER 8: CONDITIONAL USE PERMITS..... 12

CHAPTER 9: PLANNING & DEVELOPMENT FEES 12

CHAPTER 10: ZONING/ORDINANCES..... 14

CHAPTER 11: EXCAVATION FEES..... 15

CHAPTER 12: COURT FEES FOR CITY ORDINANCE VIOLATIONS..... 15

CHAPTER 13: FAMILY ACTIVITY CENTER 16

CHAPTER 14: PARK FEES..... 17

CHAPTER 15: RECREATION FEES..... 18

CHAPTER 17: SEWER FEES..... 21

CHAPTER 18: STORM DRAIN..... 21

CHAPTER 19: GARBAGE COLLECTION FEES (Monthly):..... 21

CHAPTER 20: TRANSPORTATION UTILITY FEES..... 22

CHAPTER 21: UTILITY BILLING 22

CHAPTER 22: COLLECTION FEES 23

CHAPTER 1: ADMINISTRATIVE CHARGES

1. Budget *	\$45 for bound copy; available for free in electronic format on City's website
2. Copies	\$0.25 per (8 ½" x 11") copy (black & white) \$0.75 per (11" x 17") copy (black & white) \$1.75 per (8 ½" x 11") copy (color) \$2.25 per (11" x 17") copy (color)
3. Fax Machine	\$5.00 up to five pages \$.50 each additional page
4. Maps *	\$0.25 (8 ½" x 11") black & white \$0.75 (11" x 17") black & white \$2.25 (11" x 17") color
5. General Plan *	Available for free in electronic format on City's website
6. City Code Book *	Available for free in electronic format on City's website
7. Audio Recordings	\$5 per CD
8. General Research	\$15 per hour minimum for records research, payable in advance, plus \$.25 per each page copied, plus the cost of envelope and postage
9. Property Plat Research for Public Notice Mailing Labels	\$100
10. Public Works Standards *	Available for free in electronic format on the City website
11. Request for Special Planning Commission Mtg.	\$450
12. Use of City Chambers	No non-city activities shall be held at City Hall
13. Information or Forms on CD	\$5 per CD
14. Processing/Formatting of any records or requests not listed above	First 15 minutes free, additional time will be billed at \$15 per hour (UCA§ 63G-2-203).
15. Delivery of a record by electronic means such as e-mail or cloud services	Fee is based on time processing/formatting of the record before delivery, as described in #14 above.

* Available for free in electronic format on City's website; a CD may be provided for \$5 per CD.

CHAPTER 2: PUBLIC SAFETY

Ambulance Rates and Charges	In accordance with Utah Administrative Code, Rule R426-8. Emergency Medical Services Ground Ambulance Rates and Charges.
Dog and Cat Licensing Fees	Animal Control Fees are set by Davis County
Animal Control Violation Fees	In accordance with Davis County Animal Control fees.

CHAPTER 3: ANNEXATION

Application Fee:	\$50
Processing Fee:	\$900 (Minimum)

Any additional costs of processing, including reasonably necessary professional fees**, above \$900 will be charged to the applicant. Applicant will furnish Mylar and pay all associated recording costs.

**Professional services may include but are not limited to Engineering and Legal services. Prior to granting final approval and/or a building permit all professional service fees incurred to date shall be paid in full. The City will bill the applicant for 100% of the City's actual professional service costs as said fees are incurred.

Applicants shall be responsible for all collection costs incurred including a collection fee of up to 40% pursuant to the provisions of Utah Code Ann 12-1-11.

CHAPTER 4: APPEALS AND VARIANCE APPLICATIONS

1. Appeals \$100 per Appeal (Non-Refundable) plus third-party professional costs. This fee is for appeal of a single issue/action. Appeal of more than one issue/action may not be combined under one appeal fee and will be charged \$100 per issue/action under appeal.

2. Variances \$200 (Non-Refundable) plus 100% of professional services**

CHAPTER 5: BUSINESS LICENSES**

1. Home Occupations with patrons/employees	\$50 plus annual Fire Inspection Fee**
2. Group Home	\$50 plus annual Fire Inspection Fee*
3. Short-Term or Vacation Rental	\$50 plus annual Fire Inspection Fee**
4. Commercial	\$50 plus annual Fire Inspection Fee (plus any other applicable fees)**:

A. Alcoholic Beverage License (Retail)

Single Event	\$250 per year
Off-Premise	\$350 per year
Full-Service Restaurant; Limited-Service Restaurant; On-Premise Banquet; Beer Only:	\$500 per year

B. Cabarets

Class A -	\$200 per year
Class B -	\$100 per year

C. Sexually Oriented Businesses

Businesses Other Than Outcall	\$250 per business
Outcall Service	\$400 per business
Employee Licenses	\$150 per employee

5. Mobile Businesses

License	\$50
Single Use Permit	\$30
Recurring Operation Use Permit	\$50
Special Event Permit	\$40

6. Construction

\$50 plus annual Fire Inspection Fee**

7. Mining

\$1,377 plus annual Fire Inspection Fee**

8. Solicitors/Peddlers

\$50 per person

9. Vending Machine

\$40 per machine

10. Temporary Business

\$65 per location**

11. Fire Inspection

A. Home Occupation/Group Home	\$20 per inspection*
B. Light/Medium Commercial	\$40 per site*
C. Large Commercial or Mining/Gravel Pit	\$70 per site*

12. Amendment to Original Application/License

\$10 (Staff approval)
\$25 (Planning Commission approval)

13. Additional Copy of Business License

\$5 each

*If a fire inspection is scheduled and not completed due to failure on the applicant's part, a \$20 fee will be assessed in addition to the completed inspection fee.

**If a Conditional Use Permit is required, see Chapter 8.

LATE PAYMENT ON BUSINESS LICENSE:

A 50% penalty shall be assessed to the fee for any business license fees which have not been paid by 1 February. A 100% penalty shall be assessed for any business license fees which have not been paid by 1 March. (SWC Code 3-1-4 E)

FILING FEE REFUNDS: (SWC Code 3-1-3 B)

If applicant decides to withdraw application before a license is issued, one-half of the fee shall be non-refundable.

If business license official denies application, the application shall be returned with one-half of the amount of fees deposited. If applicant appeals to City Council and the Council approves the application, the applicant will resubmit to the City the amount of fee that was refunded by the licensing official.

CHAPTER 6: BUILDING PERMIT FEES

Fees are based upon the current International Building Code, International Plumbing Code, International Mechanical Code, International Fire Code, National Electrical Code, and the NFPA Standards.

The building permit valuations shall be based on the tables found in the current edition of the Building Standards Magazine. Other fees include:

1. Permit Fees

- | | |
|-----------------------------------|--|
| A. Building Permit Fee | Based on ICC formula of Gross Area x Square Foot Construction Cost x Permit Fee Multiplier |
| B. Plan Check Fee | 30% of Building Fee or \$47 minimum, plus 100% of professional services fees** |
| C. State Fee | 1% of Building Fee charged on all building permits |
| D. Central Weber Sewer Fee | \$2,449.65 (depending on ERU's); \$116.65 is a handling fee for South Weber. An additional \$75 (CW Res 98-2) SWC RES 04-005 if connecting directly into Central Weber's line. |
| E. Electrical | \$47.47 + \$50 completion bond; pay full amount when submitted (Includes state fee) |

F. Solar Panel, Wind Turbine, or any other alternative energy source	\$150 plus plan check fee
G. Fire Damage	\$47 per inspection plus plan check fee
H. Agricultural Building	Computed as a carport or garage
I. Remodeling	\$47 per inspection plus plan check fee as determined by the Building Inspector if no footings or foundation
J. Finish Basement	\$150 plus plan check fee
K. Swimming Pool	\$150 (additional inspections \$47 each) plus plan check fee
L. Wood Stoves	\$47 per inspection
M. Deck (After Home Built)	\$47 per inspection plus plan check fee
N. Demolition	\$94 + \$500 performance bond fee; minimum two inspections at \$47 each
O. Roof (structure change only)	\$47 per inspection plus plan check fee
P. Sign Permit	\$147.50; includes \$50 completion bond which is refundable when sign is taken down
Q. Parking Lots	Site Plan Review by Planning Commission. Cost of two inspections: (1) Completion (2) Compliance to PC requirements
R. Communication Tower	\$1,000
S. After Hours Inspection	\$94 per inspection
T. Penalty Fee	i) \$50, charged after a second or subsequent "failed" inspection on the same item and/or inspection. Fee is payable prior to third or subsequent inspection being performed. ii) \$150, charged for failure to obtain a valid permit before work has commenced.
U. Owner Transfer Fee	\$25
V. Amendment to Approved Permit	\$100 for each plan check fee for single family dwellings \$47 for each plan check fee for all other types of permit

W. Credit Card Service Fee 3%

*A minimum fee of \$47.47 + \$50 completion bond will be charged for any building permit; as well as electrical, mechanical, or plumbing permits.

**Professional services may include but are not limited to City Engineer review, or inspection and additional outside engineering including fire protection/sprinkling systems, legal services, structural engineering or other services as required by the City. Prior to granting occupancy all professional service fees incurred to date shall be paid in full. The City will bill the applicant for 100% of the City's actual professional service costs as said fees are incurred.

Applicants shall be responsible for all collection costs incurred including a collection fee of up to 40% pursuant to the provisions of Utah Code Ann 12-1-11.

New residential and commercial building permits will also be charged impact fees, see Chapter 7.

2. Completion Fees

A. Commercial

Commercial building permits, new construction, or renewals or additions will be charged based on the valuation of the permit from the presently used International Building Code:

Valuations \$10,000 and above.	\$1,500
Valuations below \$10,000	\$500

B. Residential

All New Home Construction.	\$500
------------------------------------	-------

C. Remodeling Additions

Valuations \$10,000 and above.	\$200
Valuations below \$10,000	\$50

D. Miscellaneous Building Permits

All building permits will be charged a minimum completion fee of \$50.

CHAPTER 7: IMPACT FEES

Fees paid on new residential/commercial building permit. Calculations based on the summary of calculated impact fees:

1. Parks and Trails

Single Family Residential	\$2,096
Multi-Family Residential	\$1,787 per unit
Nonresidential	No fee

2. Public Safety Fire Station

Single Family Residential	\$126 / dwelling, Single Family residence = 1 dwelling
---------------------------	--

Multi-Unit Residential
Commercial

\$56 / dwelling, each unit of multi-unit = 1 dwelling
\$0.19 / sq. ft. of commercial building

3. Recreational Building

Single Family Residential
Multi-Unit Residential
Nonresidential

\$834 / dwelling, Single Family residence = 1 dwelling
\$691 / dwelling, Each unit of multi-unit dev = 1 dwelling
No fee

4. Water

(Fees based on Water Meter Size)

	Ratio	1/1/2019	1/1/2020	1/1/2021	1/1/2022
Residential 1"	1	\$ 1,235	\$ 1,265	\$ 1,294	\$ 1,322
Commercial 1½ "	1.5	\$ 1,852	\$ 1,897	\$ 1,806	\$ 1,983
Commercial 2"	2	\$ 2,470	\$ 2,530	\$ 2,588	\$ 2,644
Commercial 3"	6.4	\$ 7,904	\$ 8,096	\$ 8,281	\$ 8,460
Commercial 4"	10	\$12,350	\$12,650	\$12,940	\$13,220

5. Sewer

	Ratio	Fee	Description
Residential	1	\$ 2,933	Single Family, Duplexes, Townhomes, Condos
Apartments	0.75	\$ 2,200	per unit, 3+ units per complex
Commercial 1½ "	1.5	\$ 4,400	Based on water meter size
Commercial 2"	2	\$ 5,867	Based on water meter size
Commercial 3"	6.4	\$18,776	Based on water meter size
Commercial 4"	10	\$29,338	Based on water meter size

6. Transportation

ITE Code	ITE Land Use	Unit	Trip Rate	Pass-by Reduction	Adjusted Trip Rate	Impact Fee
130	Industrial Park 130	1000 Sq. Feet Gross Floor Area	0.85		0.43	\$1,522.53
140	General Manufacturing	1000 Sq. Feet Gross Floor Area	0.73		0.37	\$1,307.58
151	Mini-Warehouse	1000 Sq. Feet Gross Floor Area	0.26		0.13	\$465.71

ITE Code	ITE Land Use	Unit	Trip Rate	Pass-by Reduction	Adjusted Trip Rate	Impact Fee
152	Warehouse / Distribution Center	1000 Sq. Feet Gross Floor Area	0.12		0.06	\$214.95
210	Single-Family Detached Housing	Dwelling Unit	1.00		0.50	\$1,791.21
220	Multi-Family / Apartment (Greater than 4 units)	Dwelling Unit	0.62		0.31	\$1,110.55
230	Multi-Family / Condo. Townhouse	Dwelling Unit	0.52		0.26	\$931.43
240	Mobile Home / RV Park	Occupied Dwelling Unit	0.59		0.30	\$1,056.81
254	Assisted Living Center	Bed	0.22		0.11	\$394.07
310	Hotel	Room	0.60		0.30	\$1,074.73
444	Movie Theater < 10 Screens	1000 Sq. Feet Gross Floor Area	3.80		1.90	\$6,806.60
445	Movie Theater ≥ 10 Screens	1000 Sq. Feet Gross Floor Area	4.91		2.46	\$8,794.84
492	Health/Fitness Club	1000 Sq. Feet Gross Floor Area	3.53		1.77	\$6,322.97
520	Elementary School	1000 Sq. Feet Gross Floor Area	1.21		0.61	\$2,167.36
522	Middle School / Junior High School	1000 Sq. Feet Gross Floor Area	1.19		0.60	\$2,131.54
530	High School	1000 Sq. Feet Gross Floor Area	0.97		0.49	\$1,737.47
534	Private School (K-8)	Students	0.60		0.30	\$1,074.73
560	Church	1000 Sq. Feet Gross Floor Area	0.55		0.28	\$985.17
565	Day Care Center	1000 Sq. Feet Gross Floor Area	12.34		6.17	\$22,103.53
590	Library	1000 Sq. Feet Gross Floor Area	7.30		3.65	\$13,075.83
610	Hospital	1000 Sq. Feet Gross Floor Area	0.93		0.47	\$1,665.82

ITE Code	ITE Land Use	Unit	Trip Rate	Pass-by Reduction	Adjusted Trip Rate	Impact Fee
710	General Office Building	1000 Sq. Feet Gross Floor Area	1.49		0.75	\$2,668.90
720	Medical-Dental Office Building	1000 Sq. Feet Gross Floor Area	3.57		1.79	\$6,394.62
770	Business Park	1000 Sq. Feet Gross Floor Area	1.26		0.63	\$2,256.92
812	Building Material and Lumber Store	1000 Sq. Feet Gross Floor Area	4.49		2.25	\$8,042.53
817	Nursery (Garden Center)	1000 Sq. Feet Gross Floor Area	6.94		3.47	\$12,430.99
820	Shopping Center / Strip Mall	1000 Sq. Feet Gross Leasable Area	3.71	34%	1.22	\$4,385.96
826	Specialty Retail Center	1000 Sq. Feet Gross Leasable Area	2.71		1.36	\$4,854.18
841	Automobile Sales	1000 Sq. Feet Gross Floor Area	5.98		2.99	\$10,711.43
848	Tire Store	1000 Sq. Feet Gross Floor Area	4.15	28%	1.49	\$5,352.13
850	Supermarket	1000 Sq. Feet Gross Floor Area	9.48	36%	3.03	\$10,867.63
851	Convenience Market	1000 Sq. Feet Gross Floor Area	52.41	61%	10.22	\$36,612.14
912	Drive-in Bank	1000 Sq. Feet Gross Floor Area	24.30	47%	6.44	\$23,068.99
918	Hair Salon	1000 Sq. Feet Gross Floor Area	1.45		0.73	\$2,597.25
932	Restaurant, Sit-Down (High Turnover)	1000 Sq. Feet Gross Floor Area	9.85	44%	2.76	\$9,880.31
933	Fast Food without Drive-Through Window	1000 Sq. Feet Gross Floor Area	26.15	43%	7.45	\$26,698.87
934	Restaurant with Drive Through Window	1000 Sq. Feet Gross Floor Area	32.65	50%	8.16	\$29,241.50

ITE Code	ITE Land Use	Unit	Trip Rate	Pass-by Reduction	Adjusted Trip Rate	Impact Fee
942	Auto Care Center	1000 Sq. Feet Gross Leasable Area	3.11		1.56	\$5,570.66
944	Gasoline/Service Station	Fueling Position	13.87	42%	4.02	\$14,409.56
945	Gasoline/Service Station with Convenience Store	1000 Sq. Feet Gross Leasable Area	97.47	56%	21.44	\$76,819.25
947	Self Service Car Wash	Wash Stall	5.54		2.77	\$9,923.30
948	Automated Car Wash	1000 Sq. Feet Gross Floor Area	14.12		7.06	\$25,291.88

If additional categories are desired, the City can use the ITE Trip Generation Manual, 10th ed., and multiply the total PM peak hour trips by 50 percent, by any reduction for pass-by trips, by the total cost per PM peak hour trip (\$3,582.42).

7. Weber Basin Water

	Ratio	Fee
Residential 1"	1	\$ 4,363
Commercial 1½ "	1.5	\$ 6,544
Commercial 2"	2	\$ 8,726
Commercial 3"	6.4	\$27,923
Commercial 4"	10	\$43,630

8. Central Weber Sewer *\$2,514.95, (*\$2,395 to Central Weber + \$119.95 City fee).

There is an additional \$75.00 fee if connecting directly to the Central Weber Sewer Line.

* The City collects sewer service charges on behalf of Central Weber Sewer District. Any increase in Central Weber Sewer District's impact fee will be passed on to the consumer, with such increase to go into effect at the time Central Weber Sewer makes the increase effective.

9. Storm Sewer

Residential	\$665 / dwelling, Single Family residence = 1 dwelling
Multi-unit Residential	\$665 x (impervious area [ft ²]) / (3,365 ft ²)
Nonresidential	\$665 x (impervious area [ft ²]) / (3,365 ft ²)

CHAPTER 8: CONDITIONAL USE PERMITS

1. Non-Residential Zones

- | | |
|---|--|
| A. Concept Plan Review
(not required) | \$200 (includes 1.5 hours of professional services) |
| B. Sketch Plan | \$400 for the first meeting and \$300 for each subsequent meeting plus 100% of professional services** |
| C. Preliminary | \$600 plus 100% of professional services** |
| D. Final | \$700 plus 100% of professional services** |
| E. Escrow Contingency | 15% of estimated approved total cost of required improvements, plus 100% of professional services |
| F. Escrow Guarantee | 10% of estimated approved total cost of required improvements, plus 100 % of professional services |

2. Residential Zones \$200 plus 100% of professional services** (includes one site plan meeting where applicable) Additional site plans see (4) below.

3. Amendment ½ of what original fee would be if it were a new application plus 100% of professional services** (includes one site plan meeting). Additional site plans see (4) below.

4. Site Plan Meeting \$200 per meeting plus 100% of professional services**

**Professional services may include but are not limited to Engineering, Inspections, GPS surveying and mapping, recording fees, and Legal services. Prior to granting preliminary approval, final approval and/or a building permit all professional service fees incurred to date shall be paid in full. The City will bill the applicant for 100% of the City's actual professional service costs as said fees are incurred.

Applicants shall be responsible for all collection costs incurred including a collection fee of up to 40% pursuant to the provisions of Utah Code Ann 12-1-11.

CHAPTER 9: PLANNING & DEVELOPMENT FEES

1. Subdivisions: (Private & Public)

A. Minor Subdivision (1-10 Lots)

Concept Plan Review (not required)	\$200 (includes engineering and other professional services)
---------------------------------------	--

Sketch Plan Review	\$400 for first meeting and \$300 for each subsequent meeting plus 100% of professional services**
*Preliminary	\$600 plus 100% of professional services**
*Final	\$700 plus 100% of professional services**

*If preliminary and final are combined on a "Minor" subdivision and approved in the same meeting, the "final" fee will be charged; otherwise, both preliminary and final fees apply.

Amendments to Preliminary or Final prior to recording of original submission	1/2 of original fee, plus 100% of professional services**
--	---

B. Major Subdivision (11 plus lots)

Concept Plan Review (not required)	\$400, includes engineering and other professional services
Sketch Plan Review	\$700 for first meeting and \$350 for each subsequent meeting, plus 100% of professional services**
Preliminary	\$900, plus 100% of professional services**
Final	\$1100, plus 100% of professional services**
Amendments to Preliminary or Final	1/2 of original fee (prior to recording of original submission), plus 100% of professional services**

In addition, every developer/builder for either minor or major subdivisions will pay the actual cost for all recording fees including any escrow & developer agreements or any other security agreements and any additional submittals requested by the City.

*Fees:	Sidewalk	\$30/ft. 6' sidewalk; \$20/ft. 4' sidewalk
	Curb & Gutter	\$20/ft. standard curb and gutter

*When approved by the City Council, a 1-2 lot subdivision may pay these fees in lieu of actually constructing the curb and gutter and/or sidewalk. This request can only be made if the subdivision is located in an area that does not have existing curb, gutter and sidewalk immediately adjacent to the property being developed. The City will use these fees to construct the improvements at a later date.

2. Escrow Agreement

- | | |
|--|---|
| A. Administrative Fee (assessed to all Escrow Agreements) | .005 of total escrow*, plus 100% of professional services |
| B. Escrow Contingency | 15% of estimated approved total cost of required improvements, plus 100% of professional services |
| C. Escrow Guarantee | 10% of estimated approved total cost of required improvements, plus 100% of professional services |

*The Administrative Fee is calculated based on the total escrow amount but is not part of the escrow. This fee will be collected prior to the recording of the plat.

- | | |
|---|---|
| 3. Street Lights, Street Signs, and Chip and Seal | as determined by the City Engineer |
| 4. Vacation of Plat, Street or Easement or any Amendments to a Recorded Subdivision Plat | \$750, plus 100% of professional services** |
| 5. Site Plan | \$700, plus 100% of professional services**;
includes one site plan meeting where applicable;
additional site plans are \$200 per meeting |

**Professional services may include but are not limited to engineering, inspections, GPS surveying and mapping of improvements, recording fees, and legal services. Prior to granting preliminary approval, final approval, issuing a building permit, and/or granting conditional or final acceptance, all professional service fees incurred to date shall be paid in full. The City will bill the applicant for 100% of the City's actual professional service costs as said fees are incurred.

Applicants shall be responsible for all collection costs incurred including a collection fee of up to 40% pursuant to the provisions of Utah Code Ann 12-1-11.

CHAPTER 10: ZONING/ORDINANCES

- | | |
|---|-----------------------|
| 1. Application for Change in Zoning and/or Ordinances | \$300 |
| 2. Fee for Amending Zoning Map upon approval of Rezone | \$180 |
| 3. Zoning Re-submission by same owner of property | \$120 within 6 months |

CHAPTER 11: EXCAVATION FEES (SWC Code 7-3-6)

- | | |
|---|---|
| 1. Base Permit Fee
(Two Inspections) | \$94 |
| 2. Additional Inspection Fee | \$47 each |
| 3. Potholes 100 sq. ft. or less
Roads less than 2 Years Old | \$112 each
$(NPC * 100 \text{ s.f.} * L2F) / SSFF = (\$2.80 * 100 \text{ s.f.} * 0.4) / 0.045 = \112 |
| 4. Potholes 100 sq. ft. or less
Roads more than 2 Years Old | \$70 each
$(NPC * 100 \text{ s.f.} * M2F) / SSFF = (\$2.80 * 100 \text{ s.f.} * 0.25) / 0.045 = \70 |
| 5. Diminished Road Integrity Fee
Roads less than 2 Years Old | Total Square Feet X \$1.12
$NPC * L2F * TSF = \$2.80 * 0.4 * TSF = \$1.12 * TSF$ |
| 6. Diminished Road Integrity Fee
Roads Older than 2 Years | Total Square Feet X \$0.70
$NPC * M2F * TSF = \$2.80 * 0.25 * TSF = \$0.70 * TSF$ |
| 7. Escrow/Financial Guarantee | Total Square Feet X \$2.80 (*NPC) |

NPC = New Pavement Cost = \$2.80/s.f.

SSFF = Small Square Footage Compensation Factor, less than 2' X 2' = 0.045

TSF = Total Square Footage of excavation site restoration

L2F = Roads less than 2 years old factor = 40% = 0.4

M2F = Roads more than 2 years old factor = 25% = 0.25

* City Engineer Approved - New Pavement Cost (3" asphalt, 8" road base) = NPC = \$2.80/s.f.

CHAPTER 12: COURT FEES FOR CITY ORDINANCE VIOLATIONS

- | | |
|------------------------------------|-----------------------------------|
| Class B Misdemeanors | \$150 bail*, plus state surcharge |
| Class C Misdemeanors | \$80 bail*, plus state surcharge |
| Infractions | \$25 bail*, plus state surcharge |
| Credit Card Convenience Fee | \$3.00 |

*Subject to change based on state bail schedule

CHAPTER 13: FAMILY ACTIVITY CENTER - 1181 E. Lester Drive

1. Membership Fees*

A. Residents

Individual Pass)	\$2 day	\$20 month	\$100 – 6 Months	\$180 – Year
Family Pass	\$3 day	\$30 month	\$150 – 6 Months	\$270 – Year

("Family" defined as occupants of the same household)

B. Non-Residents

Individual Pass	\$3 day	\$25 month	\$125 – 6 Months	\$200 – Year
Family Pass	\$5 day	\$40 month	\$175 – 6 Months	\$300 – Year

("Family" defined as occupants of the same household)

C. Discounted Membership Fees

Senior Citizens (Age 65 & up)	50% discount on all membership fees.
SW Firefighters** (In Good Standing)	Free, monthly individual pass as long as firefighter remains in good standing.
SW Employees**	Free, monthly individual pass as long as (full/part time) employee is full time or part time.
Elected Officials**	Free, monthly individual pass while in office.

**Employees, firefighters and elected officials may purchase family passes by paying the difference between the individual and family pass fee.

D. Corporate Membership Fees (Annual Only)

Corporate Membership (Company within SW City) (List of members must be submitted)	\$800 Annual up to 10 members
Corporate Membership (Company outside SW City) (List of members must be submitted)	\$1,000 Annual up to 10 members

2. Rental Fees for Family Activity Center - Reservations made with Rec. Department

A. Multi-Purpose Room

Residents	\$30 for first hour and \$10 for each additional hour; one hour minimum and four hours maximum rental
Nonresidents	\$40 for first hour and \$10 for each additional hour one hour minimum and four hours maximum rental
Deposit:	\$50

B. Aerobics Room

Residents	\$20 for first hour & \$10 for each additional hour
Nonresidents	\$30 for first hour & \$10 for each additional hour
Deposit:	\$50

C. Gymnasium (Half-court only)

Residents	\$20 per hour - during hours of operation
Nonresidents	\$35 per hour – during hours of operation
Deposit:	\$100

D. Exempt City Sponsored Activities

E. Discounts Discounts apply to long term continuous rentals

After 1-year rental period in good standing	20% on following 1-year rental
After 2-year continuous rental period in good standing	30% on following 1-year rental
After 3-year continuous rental period in good standing	40% on following 1-year rental

40% is the maximum discount for any continuous rental period

No rentals shall be made for more than a one-month time period. All rentals are subject to availability as determined by the Recreation Department. The City reserves the right to refuse rental of the FAC facilities to any person or entity for any reason with or without cause.

CHAPTER 14: PARK FEES

Park Bowery and Other Reservable Area Fees

	<u>Resident</u>	<u>Non-Resident</u>
1. Cherry Farms Park Bowery*		
Mon-Thurs	\$15	\$30
Weekend	\$30	\$50
2. Central Park-Fire Station*		
Mon-Thurs	\$15	\$30
Weekend	\$30	\$50
3. Canyon Meadows*		
Mon-Thurs	\$15	\$30
Weekend	\$30	\$50
4. Posse Picnic Area		
Mon-Thurs	\$12.50	\$25
Weekend	\$25	\$40
5. Posse Arena	<i>Non-Reservable</i>	
6. Volleyball Courts*	\$35 (10-hour time limit)	
7. Ball Diamond* (Canyon Meadows Park & Cherry Farms Park)	\$35	
8. Stage*	\$50	
9. Canyon Meadows Concession Stand		

- A. Rental:** \$25 rental plus \$200 refundable deposit
- B. Deposit Policy:** A security deposit is required for all rentals. A \$50 payment is due at the time the reservation is made and the balance paid at the time the key is picked up. Deposits made via check will be cashed. The security deposit will not be refunded if the key is lost, if the facility is found to be in disrepair upon inspection, or any rules mandated by the Health Department are broken. If the key is lost a refund may be given less the cost incurred to rekey and purchase new keys for the facility. If the facility or any items therein is found to be damaged or in disrepair, a refund of the difference may be given if the cost of repair is less than the deposit. No refund will be given in the event the Health Department mandates are not followed.
- C. Refunds:** The Fee and security deposit may be refunded in full if the reservation is canceled three (3) weeks prior to use. A refund of 50% of the fee and 100% of the security deposit may be made if the reservation is canceled less than 3 weeks, but more than 48 hours prior to scheduled use.

Special rules apply which are listed on Rental Agreement.

South Weber City reserves the right to refuse rental to any person or entity for any reason with or without cause.

*Reservations must be made and paid for at the Family Activity Center.

Fees are not refundable due to weather. No refunds for cancellations unless canceled two weeks in advance.

CHAPTER 15: RECREATION FEES

- 1. Refunds:**
 - a) Prior to issuance of uniform/equipment: Refund less \$5 administrative fee
 - b) After issuance of uniform/equipment: 50% refund
 - c) No refund over 30 days after close of registration nor if registrant has participated in activity.

2. Activity Fees:

A. Basketball Jr. Jazz	\$44 Registration \$5 Additional Fee – Non-Resident
B. Soccer	Pre-K and up \$30 without Shirt; \$40 with Shirt \$5 Additional Fee – Non-Resident
C. Softball	\$44 Registration \$5 Additional Fee – Non-Resident
D. Baseball	\$44 Registration

\$5 Additional Fee - Non-Resident

E. Tee-Ball \$33 Registration
\$5 Additional Fee – Non-Resident

F. Coach Pitch \$33 Registration
\$5 Additional Fee – Non-Resident

G. Machine Pitch \$44 Registration
\$5 Additional Fee – Non-Resident

H. Volleyball \$35 Registration
\$5 Additional Fee - Non-Resident

I. Flag Football \$40 Registration
\$5 Additional Fee – Non-Resident

J. Miscellaneous Events As determined by the Recreation Director

3. **Late Registration Fee:** \$10 for each registration after the signup deadline.

CHAPTER 16: WATER FEES

1. **Connection Fee** \$265 (.75") Standard Meter
For New Construction
(Connection Fee includes cost of standard meter, delivery, inspection & administrative charges)
Larger Meter (>1.00") - \$25 plus cost of meter

2. **Rate**
A. **Per Month**

Gallon Allotment	Residential Using Secondary Water for Outdoor Needs	Residential w/Secondary Water Available	Residential w/o Secondary Water Available	Multi-Family Residential	Non-Residential
Base Rate					
0	\$38.43	\$38.43	\$38.43	\$29.20	\$38.43
Usage Charges					
1-2,000	2.00	2.00	2.00	2.00	2.00
2,001-4,000	2.20	2.20	2.20	2.20	2.20
4,001-6,000	2.50	2.50	2.50	2.50	2.50
6,001-8,000	3.00	3.00	3.00	3.00	3.00
8,001-10,000	3.50	3.50	3.50	3.50	3.50
10,001+	4.00			4.00	
10,001-15,000		6.00	3.00		
15,001-30,000		6.00	2.3		
30,001+		6.60	3.00		
10,001-30,000					3.75
30,001-60,000					4.00
60,001+					4.25

¹ \$29.20 determined by applying 17% census discount (percentage difference between number of persons per household of single versus multi-family units) and 7% administrative savings discount to rates for single family dwellings. Same discounts apply to sewer utility rates as well.

Definitions

Residential Using Secondary Water for Outdoor Needs shall mean property owners who have *access to a pressurized irrigation system and who choose to use pressurized irrigation system to water their property.

Residential w/Secondary Water Available shall mean property owners who have access to a pressurized irrigation system, but who choose to use culinary water to water their property.

Residential w/o Secondary Water Available shall mean property owners who do not have *access to a pressurized irrigation system and who choose to use culinary water to water their property.

Multi-Family Residential shall mean any structure with two (2) or more separate single-family dwellings within one structure.

Commercial shall mean any property whose primary use is commercial in nature and shall include both conforming as well as legal non-conforming uses.

*Access to Pressurized Irrigation shall mean a distance of ninety (90) feet or less exists between any property boundary (within a secondary service district) to a pressurized secondary irrigation system.

- B. Sign-Up Fee** \$25.00

- C. Re-establishment Fee** \$75.00
Reestablish service after it has been shutoff at owner’s request.

- D. After Hours Service Fee** \$50.00

- E. Late Fee if not paid by the 18th of the month** \$15.00
In the event the 18th falls on a Saturday, Sunday, or holiday, the late fee will be added if the bill is not paid by close of business on the next day of business.

- F. Shut-Off Fee for Non-Payment** \$50.00 per occurrence
After Posted Business Office Hours including weekends and holidays. Meters will not be turned back on until business hours (SWC Code 8-1-4 B).

Once a Shut-off Fee has been assessed, the fee shall be due and payable even if the water is not actually turned off.

- G. Tamper Fee** \$200.00
Turning on/tampering with a water meter or using an illegal connection at any time is a class B misdemeanor (SWC Code 8-1-6 & 8-1-7)

- H. Fire Hydrant Meter** \$25.00 Rental Fee + \$500.00 deposit;
deposit refunded upon return of meter in working condition

CHAPTER 17: SEWER FEES

1. Sanitary Sewer Fees (Waste Water)

	<u>City</u>	<u>CWSD**</u>
A. Monthly User Fees:		
i) Residential	\$14.33	\$19.01
ii) Commercial (Minimum)***	\$28.66	\$38.02
iii) Church	\$29.56	\$40.52
iv) School	\$113.90	\$159.66
v) Job Corps	\$770.49	\$1,087.26
vi) Non-City Residential	\$20.50	\$27.73
vii) *Multi-Family Residential	\$10.89 per unit	\$14.45

* Multi-Family Residential shall mean any structure with two or more separate single-family dwellings within one structure. Fee is per unit.

** Central Weber Sewer District assesses their own fees that are then passed on to the consumer.

***Commercial use is based on a water usage with a 2 ERU minimum (up to 25,000 gal.); water usage over 25,000 gal. will be billed at \$1.15/1000 gallons (City) and \$1.52/1000 gal. (CWSD)

B. Basement Apartments	Considered Multi-Family Residential
C. Duplexes/Twin Homes	Considered Multi-Family Residential
D. Sewer Inspection Fee	\$47

CHAPTER 18: STORM DRAIN

Monthly Utility Fee	\$7 single family dwelling \$5.56 Multi-family Non-residential/commercial based on ERUs
----------------------------	---

CHAPTER 19: GARBAGE COLLECTION FEES (Monthly):

1. Residential Container	\$14.55
Extra Container	\$ 8.70 (Four-month minimum)
2. Commercial Container	\$58.20 (300-gallon container)
Extra Container	\$34.80

3. County or Non-Resident	\$16.55 (90-gallon container)
Extra Container	\$10.70 (Four-month minimum)

4. Residential Container	\$65.00 (Replacement charge for each damaged, destroyed, or lost can).
---------------------------------	--

*A business or resident may have two 90-gallon containers at the residential rate. Upon request of a third container, the commercial rate will then be charged in that the first two 90-gallon containers will be billed as one commercial 300-gallon container and the additional containers will be charged at the commercial extra container rate. All home occupations are considered residential - not residential and business.

5. Putting Utilities on Hold

The City agrees to not charge the above monthly utility fees for Water & Garbage Collection only under the following conditions:

- a. The resident must be out of town for a minimum of two full months, and
- b. Resident must notify South Weber City prior to the first day of the first month for which they desire the services be placed on hold, and
- c. Resident understands that these services will only be held in one-month increments and that the city will not prorate nor split monthly fees. For example, if resident leaves mid-month the resident will be required to pay the full monthly water and garbage fees for that month. Likewise, if the resident returns mid-month the resident will be required to pay the full monthly service fees for water and garbage for the month in which they returned.

Residents that do not meet the above established conditions who desire to have their water and garbage services be held will be charged a \$20 reconnect fee.

CHAPTER 20: TRANSPORTATION UTILITY FEES (Monthly)

1. Residential	\$15.00
2. Residential – Multi Unit	\$15.00 per ERU
3. Non-Residential	\$15.00 per ERU

CHAPTER 21: UTILITY BILLING

1. Standard Residential (minimum monthly charges)

Water	\$38.43 plus usage as stated in table in CFS Ch. 20.2
Garbage	\$14.55; extra container \$8.70
Storm Sewer	\$ 7.00
Central Weber Sewer	\$19.39
Sewer	\$14.33
Transportation Utility	<u>\$15.00</u>
TOTAL	\$108.70

2. Putting Utilities on Hold

The City will not charge the monthly utility fees for Water and Garbage only under the following conditions:

- a. The resident must be out of town for a minimum of two full months, and
- b. Resident must notify South Weber City prior to the first day of the first month for which they desire the services be placed on hold, and
- c. Resident understands that these services will only be held in one-month increments and that the city will not prorate nor split monthly fees. For example, if resident leaves midmonth the resident will be required to pay the full monthly water and garbage fees for that month. Likewise, if the resident returns mid-month the resident will be required to pay the full monthly service fees for water and garbage for the month in which they returned.

Residents that do not meet the above established conditions who desire to have their water and garbage services be held will be charged a \$20 reconnect fee.

CHAPTER 22: COLLECTION FEES

Collections and Attorney's Fees: All customers and applicants shall be responsible for all collection costs incurred including a collection fee of up to 40% pursuant to the provisions of Utah Code Ann 12-1-11. Accounts sent to the attorney for collection will be charged according to reasonable attorney fees as stated in the Code of Judicial Administration Rule 4.505.

Returned Check and Returned Electronic Fund Transfer Fee: \$20

These fees include/not limited to non-sufficient fund checks or electronic fund transfers (EFTs), stopped payment checks or canceled accounts where funds are not available.

If an individual's utility payment is returned from the bank on two separate occasions within a 12-month period, the City will be compelled to make this individual comply with the following procedures:

1. Discontinue water service until payment has been paid with cash, cashier's check, or money order.
2. Required to pay shut-off fee.
3. Required to pay all fees associated with returned check or EFT.
4. Hereinafter, all utility payments will then need to be paid with cashier's check, money order or cash. No personal checks or EFTs will be accepted for a one-year period.

SOUTH WEBER CITY COUNCIL

Staff Backup Report

Date of City Council Meeting: ????????


Title: Declare 2002 bobtail truck surplus

RECOMMENDATION

Declare 2002 bobtail truck surplus.
Vin # 1HTWCAAR53J071197

BACKGROUND

We have a new bobtail truck to replace this truck. This truck will cost the city a large amount of money to keep it on the road.



Council Meeting Date: September 24, 2019

Name: David Larson

Agenda Item: RES 19-42 Declaration of 2002 International Truck as Surplus

Objective: Declare Truck as Surplus

Background: The City has an old 2002 Bobtail truck (vin# 1HTWCAAR53J071197) that was recently replaced. A replacement vehicle was purchased previously and is now in service. We are now able to declare the old truck surplus and dispose of it according to policy.

Summary: Declare Truck as Surplus

Committee Recommendation: NA

Planning Commission Recommendation: NA

Staff Recommendation: Approve RES 19-42

Attachments: RES 19-42

Budget Amendment: NA

RESOLUTION 19-42

**A RESOLUTION OF THE SOUTH WEBER CITY COUNCIL
DECLARING PUBLIC WORKS 2002 INTERNATIONAL
TRUCK AS SURPLUS PROPERTY**

WHEREAS, the Public Works department has purchased a new vehicle to replace the 2002 International Truck; and

WHEREAS, there are no liens against the vehicle and South Weber City maintains full ownership and title; and

WHEREAS, this vehicle (VIN 1HTWCAAR53J071197) will be made available for purchase at fair market value; and

WHEREAS, the Council has elected to declare this truck as surplus and dispose of it;

NOW THEREFORE BE IT RESOLVED by the Council of South Weber City, Davis County, State of Utah, as follows:

Section 1. Declaration: The 2002 International Truck (Vin 1HTWCAAR53J071197) is declared surplus property and should be disposed of according to policy.


Section 2: Repealer Clause: All ordinances or resolutions or parts thereof, which are in conflict herewith, are hereby repealed.

PASSED AND ADOPTED by the City Council of South Weber, Davis County, on the 24th day of September 2019.

Roll call vote is as follows:		
Council Member Halverson	FOR	AGAINST
Council Member Hyer	FOR	AGAINST
Council Member Petty	FOR	AGAINST
Council Member Taylor	FOR	AGAINST
Council Member Winsor	FOR	AGAINST

Jo Sjoblom, Mayor

Attest: Lisa Smith, Recorder



Council Meeting Date: September 24, 2019

Name: David Larson

Agenda Item: Discussion Regarding Mixed-Use Overlay Definition

Objective: Provide Staff with Direction on Drafting a Mixed-Use Overlay

Background: An overlay is a zoning tool that Cities can use on top of the underlying zoning regulations that establishes additional regulations and allows additional uses. A Mixed-Use overlay would include a mix of commercial and residential uses on the same property.

The current General Plan, adopted in 2014, indicates a “mixed-use overlay” on all commercially zoned property. The Commercial Overlay zone, a base zone and not a true overlay, was the only zone that allowed both commercial and residential on the same property. An ordinance to repeal that zone is up for discussion and action tonight.

The 2019 DRAFT General Plan currently in the public review & comment period also shows a mixed-use overlay on certain commercial properties; however, the City doesn’t have a defined and adopted Mixed-Use Overlay. Right now, the public can only comment on the concept of mixed-use, but not the details of an actual overlay. The goal of tonight’s Council discussion is to identify the main elements of a mixed-use overlay that would need to be established.

Based on tonight’s discussion, City staff will be able to draft a zoning ordinance establishing a true mixed-use overlay for the Planning Commission and City Council to fully consider and then be decided whether to include in the updated General Plan or not.

Summary: Discuss the desired definition of a mixed-use overlay


Committee Recommendation: NA

Planning Commission Recommendation: NA

Staff Recommendation: NA

Attachments: NA

Budget Amendment: NA



Council Meeting Date: 09-24-19

Name: Lisa Smith

Agenda Item: 9- General Plan Update Timeline Discussion

Objective: Define timeline for public comment and adoption of General Plan Update

Background: Council discussion on 08-20-19 was to repeal the Commercial Overlay Zone and they directed the Planning Commission to draft a true overlay for Mixed Use. Concern has been expressed with approving the overlay on the General Plan before it has been fully defined. There have also been requests to have the public comment period extended. On 09-17-2019 the Council directed staff to add this item to the agenda for the following week so the timeline can be better defined.

Summary: Council will discuss the time requirements and determine whether to move forward with the currently proposed schedule or make changes.

Committee Recommendation: n/a

Planning Commission Recommendation: n/a

Staff Recommendation: n/a

Attachments: None

Budget Amendment: None